



US00D418603S

United States Patent [19] Gallant

[11] **Patent Number: Des. 418,603**
[45] **Date of Patent: ** Jan. 4, 2000**

[54] **POWER COLUMN**
[75] Inventor: **Dennis J. Gallant**, Harrison, Ohio
[73] Assignee: **Hill-Rom, Inc.**, Batesville, Ind.
[**] Term: **14 Years**
[21] Appl. No.: **29/089,995**
[22] Filed: **Jun. 26, 1998**
[51] **LOC (7) Cl. 24-01**
[52] **U.S. Cl. D24/185; D12/133**
[58] **Field of Search D34/12-27; 280/79.11,**
280/79.3, 47.35, 47.34, 47.33, 35; 248/129,
167; D24/185; 211/26, 190

5,297,820 3/1994 Martin .
5,299,338 4/1994 Foster .
5,306,109 4/1994 Kreuzer et al. .
5,323,565 6/1994 Kappers et al. .
5,335,651 8/1994 Foster et al. .
5,337,845 8/1994 Foster et al. .
5,344,169 9/1994 Pryor et al. 280/79.3
5,348,324 9/1994 Trotta 280/35
5,370,111 12/1994 Reeder et al. .
5,377,371 1/1995 Foster .
5,398,359 3/1995 Foster .
5,452,807 9/1995 Foster et al. 211/26
5,455,975 10/1995 Foster .
5,457,831 10/1995 Foster et al. .
5,490,652 2/1996 Martin .
5,527,125 6/1996 Kreuzer et al. .
5,562,091 10/1996 Foster et al. .
5,618,090 4/1997 Montague et al. .

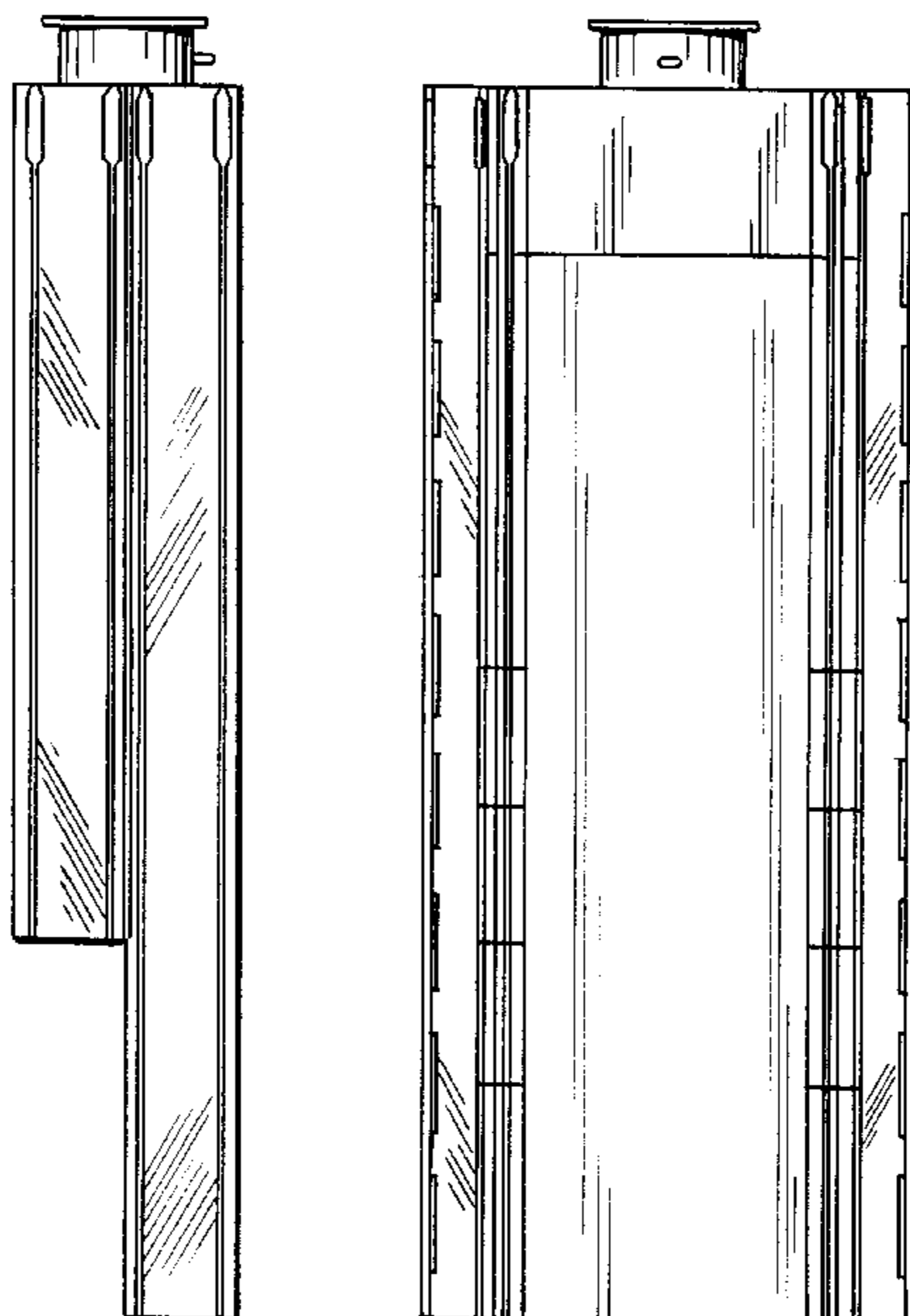
[56] **References Cited**
U.S. PATENT DOCUMENTS
D. 226,353 2/1973 Schultz et al. .
D. 261,804 11/1981 Foster et al. .
D. 349,668 8/1994 Mathews et al. D12/129
3,660,591 5/1972 Schultz et al. .
3,769,502 10/1973 Schultz et al. .
4,523,683 6/1985 Fullenkamp et al. .
4,574,963 3/1986 Fullenkamp et al. 211/190
4,628,553 12/1986 Buttitta et al. 5/62
4,646,211 2/1987 Gallant et al. .
4,662,524 5/1987 Fullenkamp et al. .
4,821,470 4/1989 Kappers et al. .
4,993,683 2/1991 Kreuzer .
5,026,017 6/1991 Kreuzer .
5,040,765 8/1991 Schonfelder .
5,060,425 10/1991 Kappers et al. .
5,072,906 12/1991 Foster .
5,077,843 1/1992 Foster et al. .
5,107,636 4/1992 Schindele et al. .
5,108,064 4/1992 Kreuzer .
5,117,521 6/1992 Foster et al. .
5,186,337 2/1993 Foster et al. 211/26
5,284,255 2/1994 Foster et al. .

FOREIGN PATENT DOCUMENTS
298 05 019 U 6/1998 Germany .
OTHER PUBLICATIONS
Hill-Rom, Inc., "Stabilet From Hill-Rom", 1992, 6 pages.
Primary Examiner—Kay H. Chin
Attorney, Agent, or Firm—Barnes & Thornburg

[57] **CLAIM**
The ornamental design for a power column, as shown and described.

DESCRIPTION
FIG. 1 is a right side view of a power column showing my new design;
FIG. 2 is a back view.
FIG. 3 is a left side view.
FIG. 4 is a front view.
FIG. 5 is a plan or top view; and,
FIG. 6 is a bottom view.

1 Claim, 2 Drawing Sheets



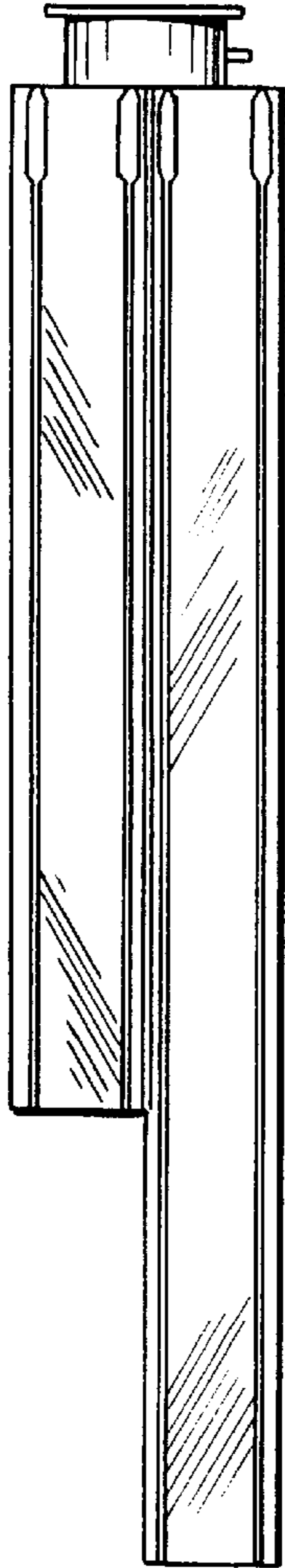


FIG. 1

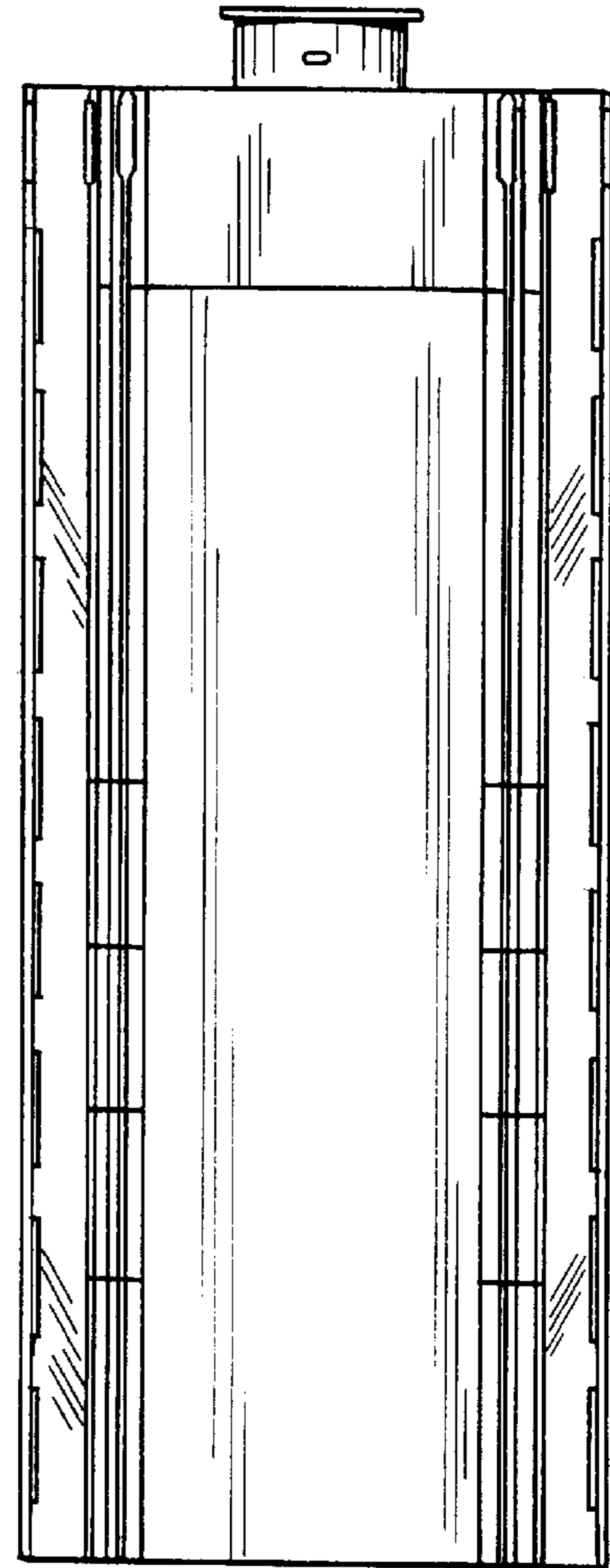


FIG. 2

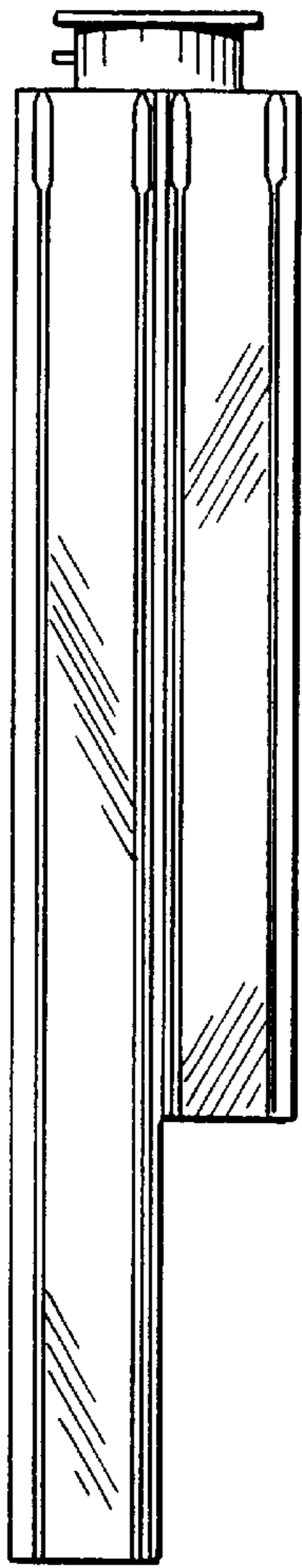


FIG. 3

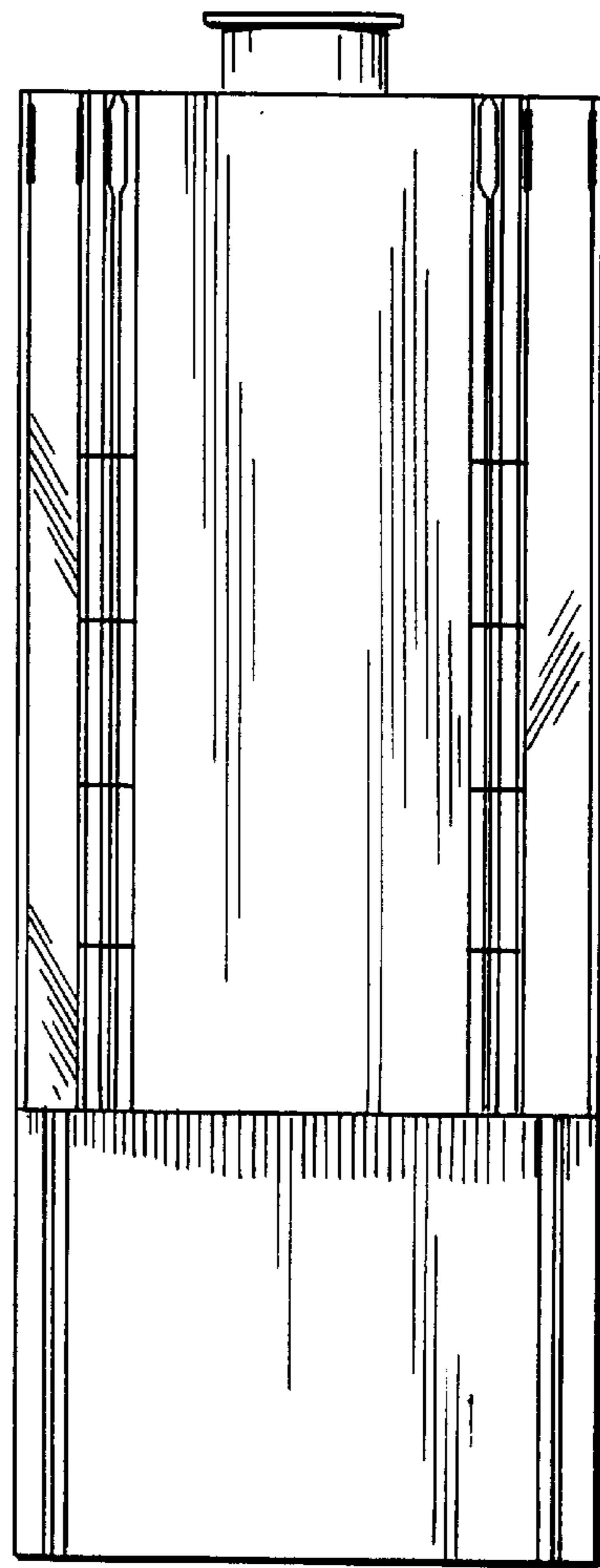


FIG. 4

FIG. 5

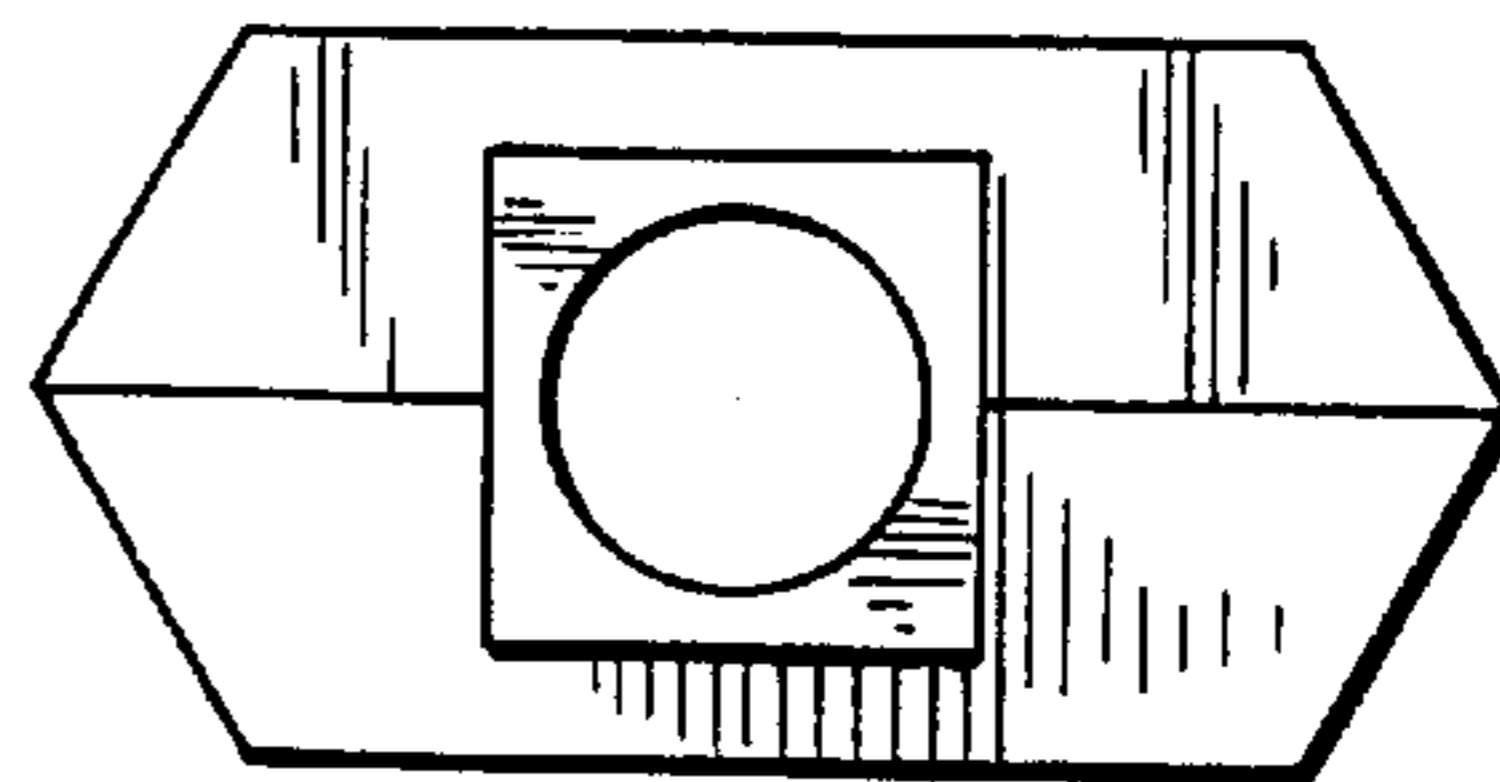


FIG. 6

