



US00D418597S

United States Patent [19]

[11] **Patent Number: Des. 418,597**

Doms et al.

[45] **Date of Patent: ** Jan. 4, 2000**

[54] **DOOR PANEL FOR AN ANALYTICAL INSTRUMENT**

Primary Examiner—Stella Reid
Assistant Examiner—I Simmons
Attorney, Agent, or Firm—Orrick, Herrington & Sutcliffe LLP

[75] Inventors: **Lutz Doms**, Port Chester, N.Y.; **Julian Schlagheck**, Munich, Germany

[73] Assignee: **Bayer Corporation**, Tarrytown, N.Y.

[**] Term: **14 Years**

[57] **CLAIM**

The ornamental design for a door panel for an analytical instrument, as shown and described.

[21] Appl. No.: **29/090,682**

DESCRIPTION

[22] Filed: **Jul. 14, 1998**

FIG. 1 is a perspective view of a door panel for an analytical instrument showing our new design, the broken line showing is for illustrative purposes only and forms no part of the claimed design;

[51] **LOC (7) Cl.** **24-01**

[52] **U.S. Cl.** **D24/107; D24/231; D24/232**

FIG. 2 is a front view of a door panel for an analytical instrument of FIG. 1;

[58] **Field of Search** D24/231, 232, D24/107, 186, 185; D6/492; D10/81, 75; 422/62, 63, 64, 66, 65; D14/115

FIG. 3 is a left side view of a door panel for an analytical instrument of FIG. 1, the right side view being a mirror image thereof;

[56] **References Cited**

FIG. 4 is a top view of a door panel for an analytical instrument of FIG. 1;

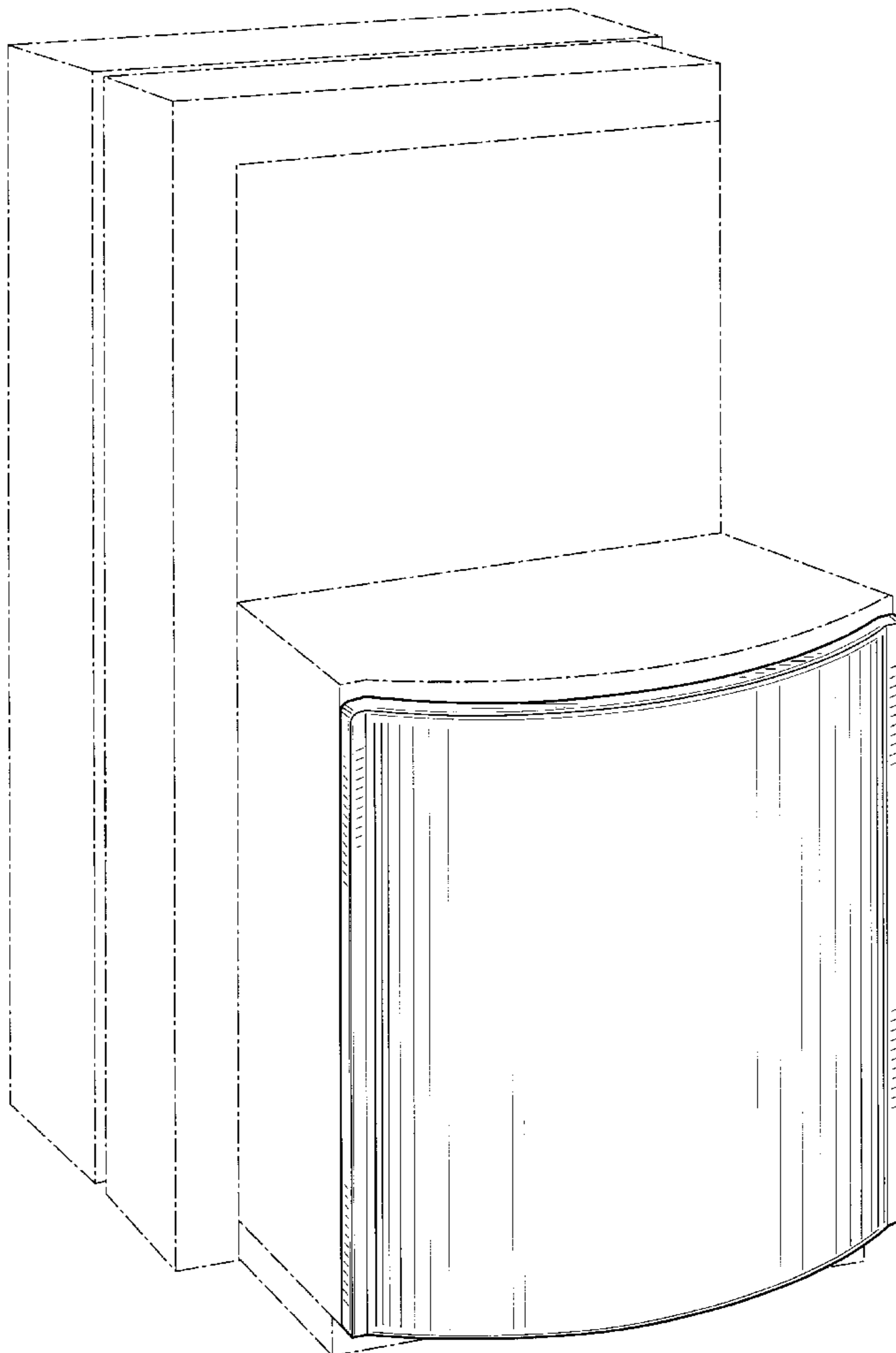
U.S. PATENT DOCUMENTS

| | | | | | |
|------------|---------|----------------|-------|---------|---|
| D. 304,307 | 10/1989 | Nagai et al. | | D24/232 | X |
| D. 351,469 | 10/1994 | Okamoto et al. | | D24/186 | X |
| D. 368,143 | 3/1996 | Willows et al. | | D24/232 | X |

FIG. 5 is a bottom view of a door panel for an analytical instrument of FIG. 1; and,

FIG. 6 is a rear view of a door panel for an analytical instrument of FIG. 1.

1 Claim, 3 Drawing Sheets



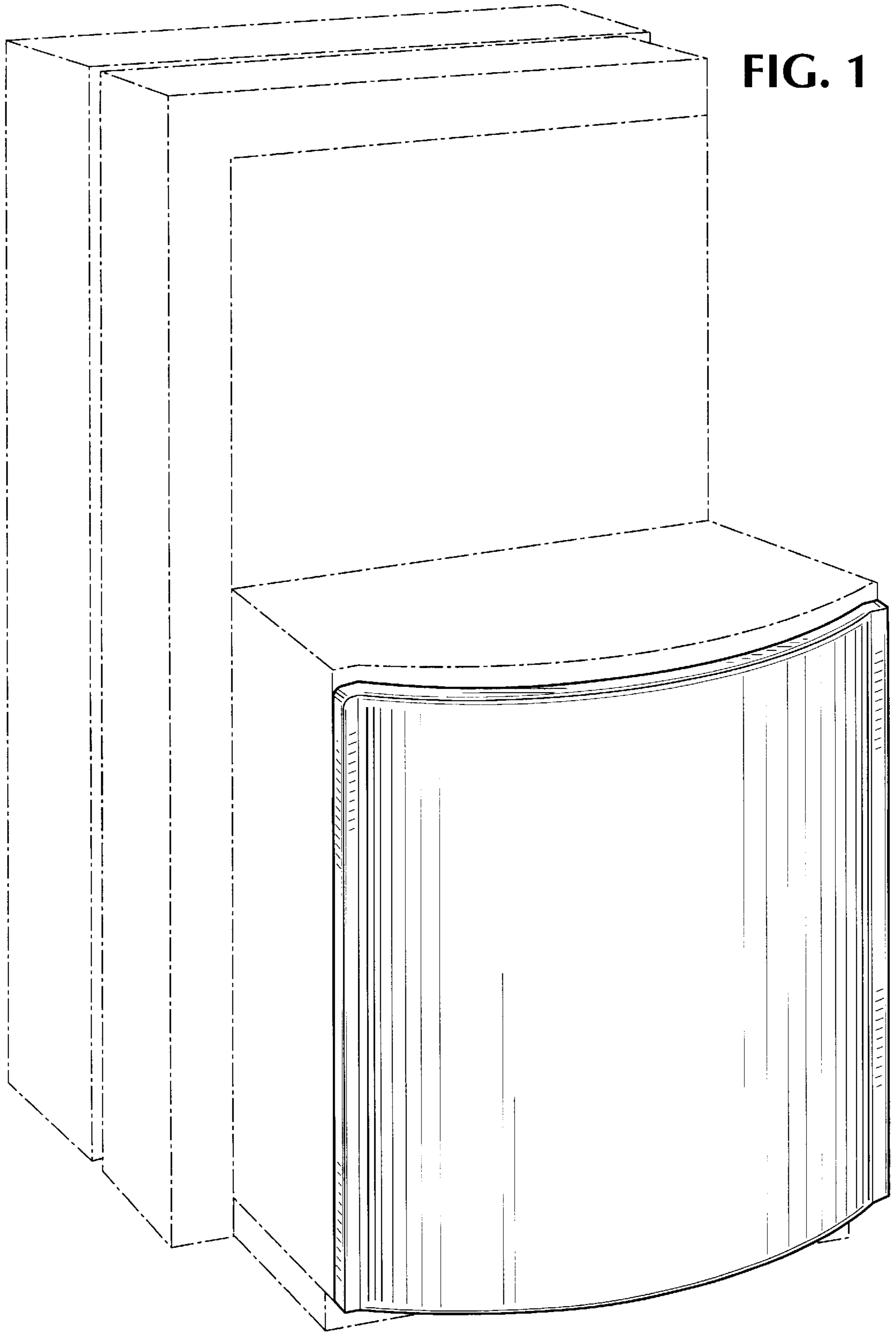


FIG. 1

FIG. 2




FIG. 3

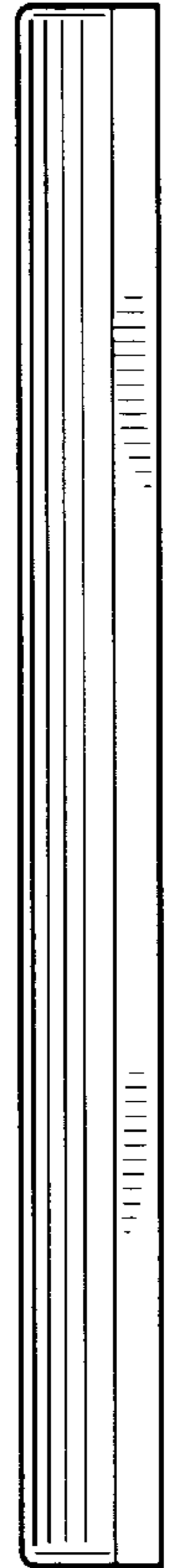


FIG. 4

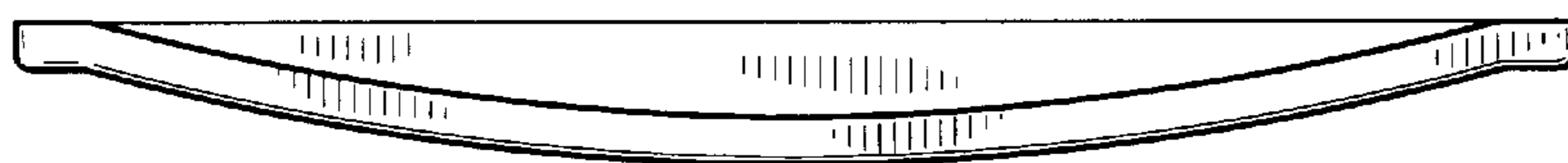


FIG. 5



FIG. 6

