



US00D418575S

United States Patent [19]
Ohmura

[11] **Patent Number: Des. 418,575**
[45] **Date of Patent: ** Jan. 4, 2000**

[54] **FISHING ROD LINE GUIDE**
[75] Inventor: **Ryuichi Ohmura**, Shizuoka, Japan
[73] Assignee: **Fuji Kogyo Co., Ltd.**, Shizuoka, Japan
[**] Term: **14 Years**

863,606 8/1907 Hoerle et al. .
868,563 10/1907 Holzmann .
958,775 5/1910 Shakespeare .
1,149,131 8/1915 Haberl et al. .
4,196,537 4/1980 Ohmura .
4,507,891 4/1985 Ohmura .
4,586,285 5/1986 Kim .
4,697,375 10/1987 Mills .
5,901,492 5/1999 Ohmura 43/24

[21] Appl. No.: **29/095,526**
[22] Filed: **Oct. 26, 1998**
[30] **Foreign Application Priority Data**

Primary Examiner—Louis S. Zarfaz
Assistant Examiner—Inga-Maria Hyttinen
Attorney, Agent, or Firm—Oliff & Berridge, PLC

May 13, 1998 [JP] Japan 10-13501
[51] **LOC (7) Cl.** **22-05**
[52] **U.S. Cl.** **D22/143**
[58] **Field of Search** D22/143, 139,
D22/138; 43/24, 25

[57] **CLAIM**
The ornamental design for fishing rod line guide, as shown and described.

[56] **References Cited**
U.S. PATENT DOCUMENTS
D. 139,411 11/1944 Treadway D22/143
D. 143,398 1/1946 Cariddi D22/143
D. 155,954 11/1949 Wodetzky .
D. 200,780 4/1965 Golec .
D. 237,175 10/1975 Ohmura D22/143
D. 270,268 8/1983 Ohmura .
D. 397,537 9/1998 Ohmura D22/143

DESCRIPTION
FIG. 1 is a top perspective view of fishing rod line guide showing my new design;
FIG. 2 is a front view thereof;
FIG. 3 is a top plan view thereof;
FIG. 4 is a side view thereof, an opposite side view being a mirror image;
FIG. 5 is a rear view thereof; and,
FIG. 6 is a bottom plan view thereof.

1 Claim, 1 Drawing Sheet

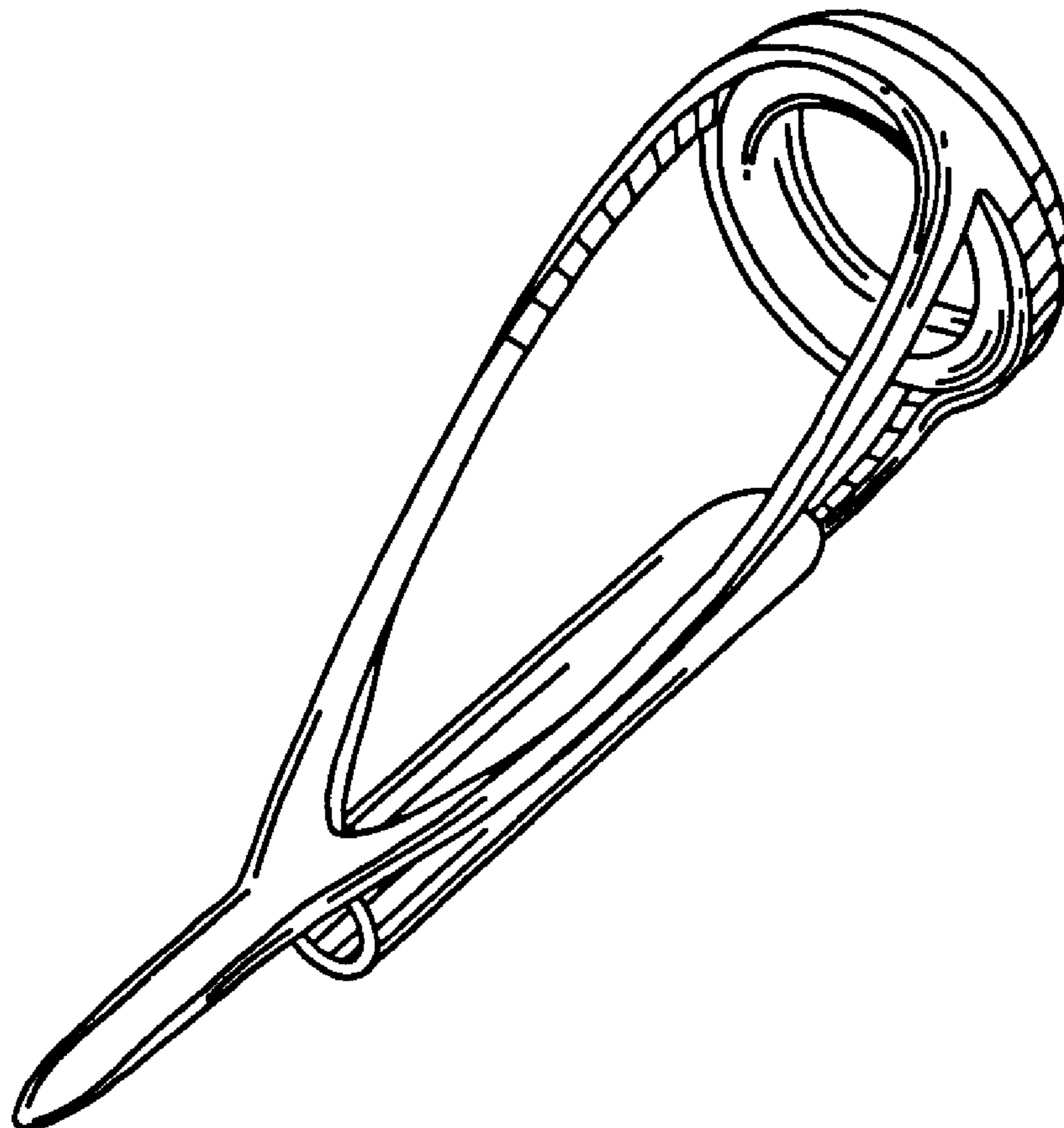


FIG. 1

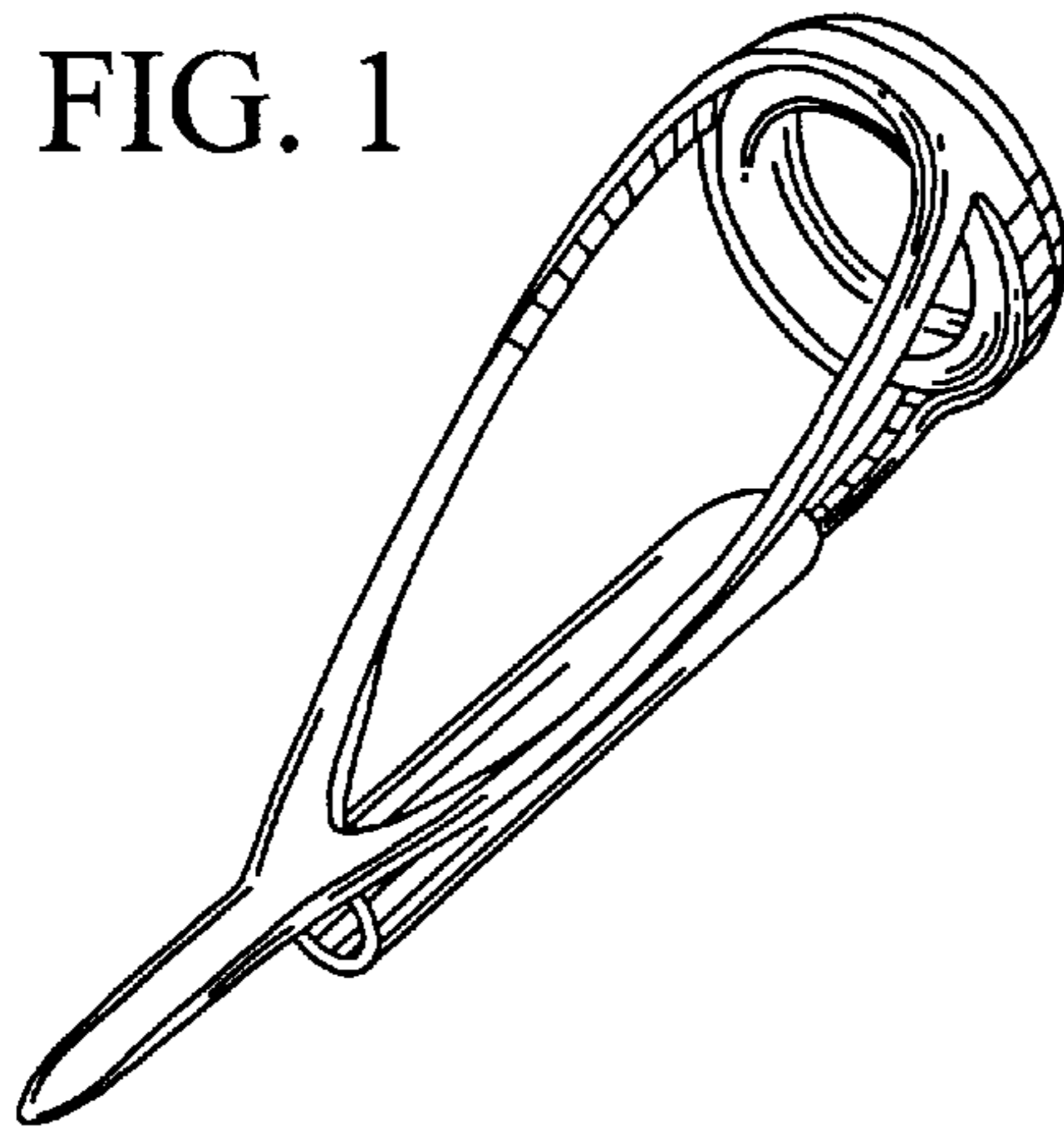


FIG. 2

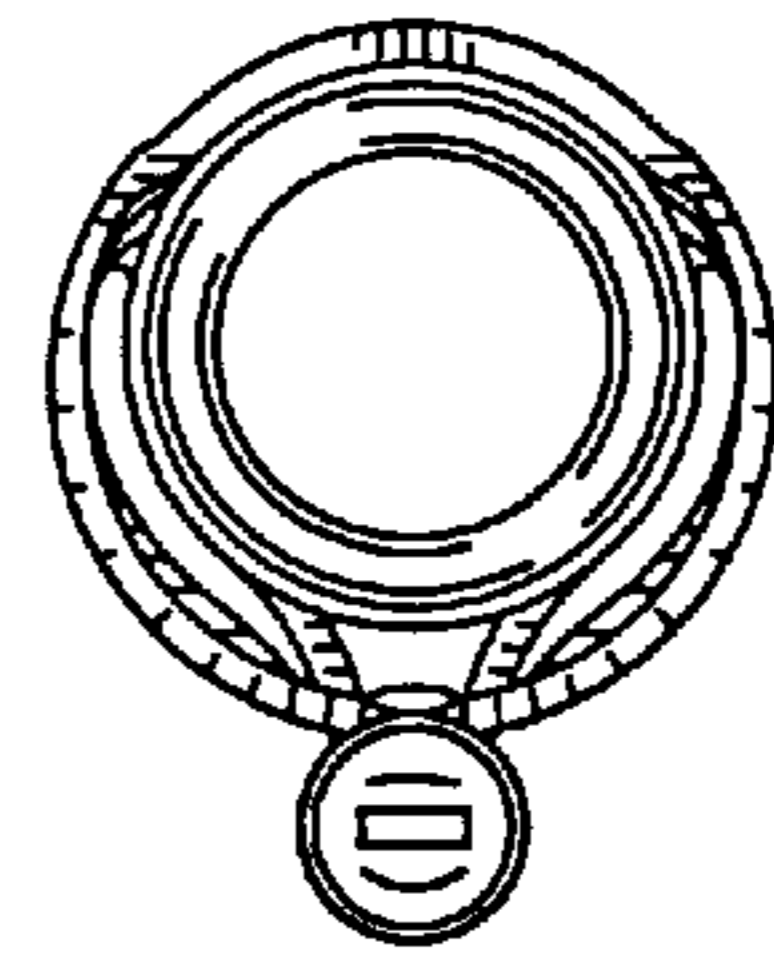


FIG. 3

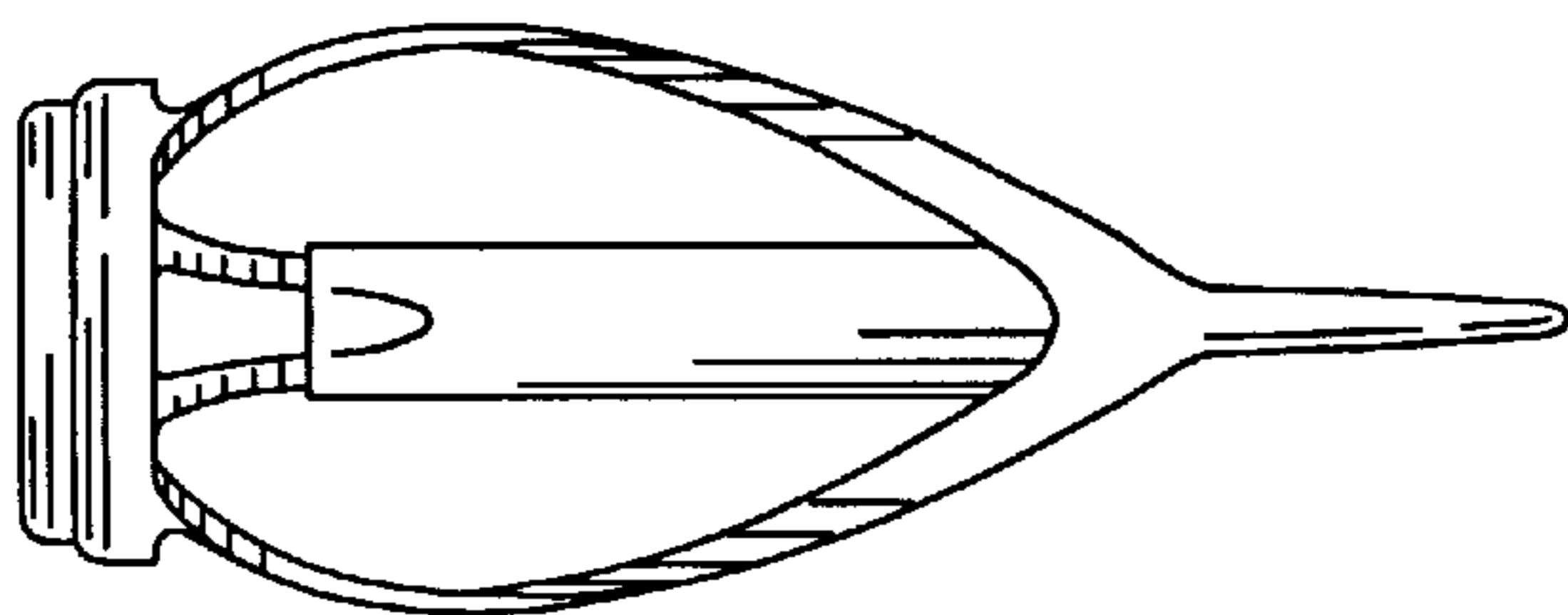


FIG. 5

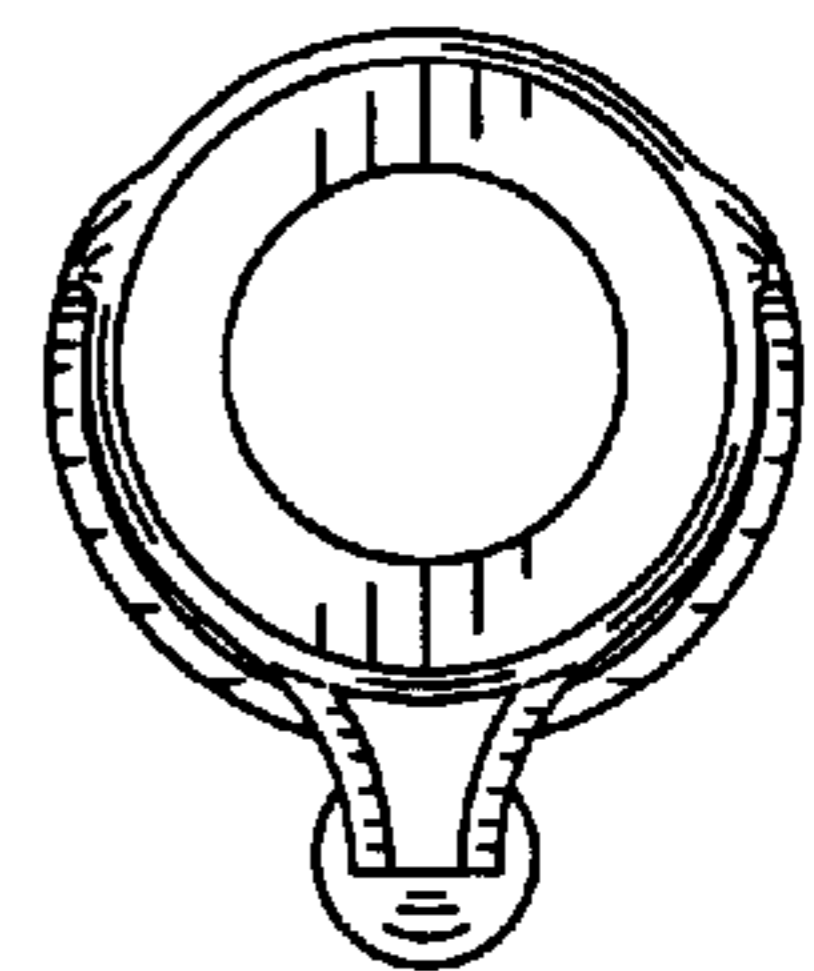


FIG. 4

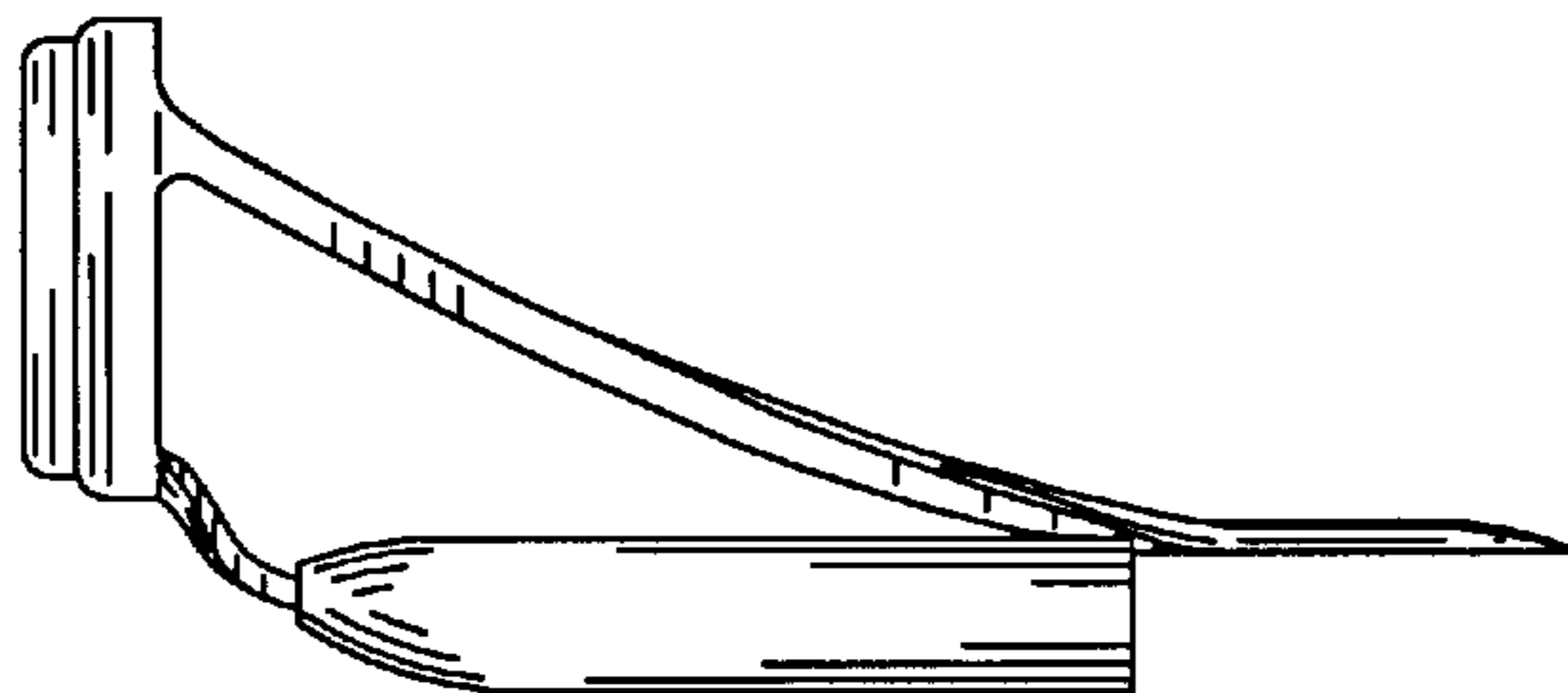


FIG. 6

