



US00D418568S

**United States Patent** [19]  
**Hudson et al.**

[11] **Patent Number: Des. 418,568**  
[45] **Date of Patent: \*\* Jan. 4, 2000**

- [54] **EDGE CONFIGURATION FOR A WATERSPORT BOARD FIN**
- [75] Inventors: **Paul R. Hudson**, Orange, Calif.; **David Skedeleski**, Aiea, Hi.
- [73] Assignee: **Surfco Hawaii**, Pearl City, Hi.
- [\*\*] Term: **14 Years**
- [21] Appl. No.: **29/090,564**
- [22] Filed: **Jul. 13, 1998**
- [51] **LOC (7) Cl.** ..... **21-02**
- [52] **U.S. Cl.** ..... **D21/778; D12/317**
- [58] **Field of Search** ..... **D21/760, 769, D21/771, 778; 441/74, 79; 114/218, 219; D12/317**

- [56] **References Cited**
- U.S. PATENT DOCUMENTS**
- 5,242,322 9/1993 Chellemi et al. .... 441/79
- 5,273,472 12/1993 Skedeleski et al. .... 441/79
- 5,306,188 4/1994 Skedeleski et al. .... 441/79

**OTHER PUBLICATIONS**

Applicant's U.S. Utility Application, SN 09/127/869, filed Aug. 3, 1998.

*Primary Examiner*—Kay H. Chin  
*Attorney, Agent, or Firm*—Nixon & Vanderhye P.C.

[57] **CLAIM**

The ornamental design for an “edge configuration for a watersport board fin,” as shown and described.

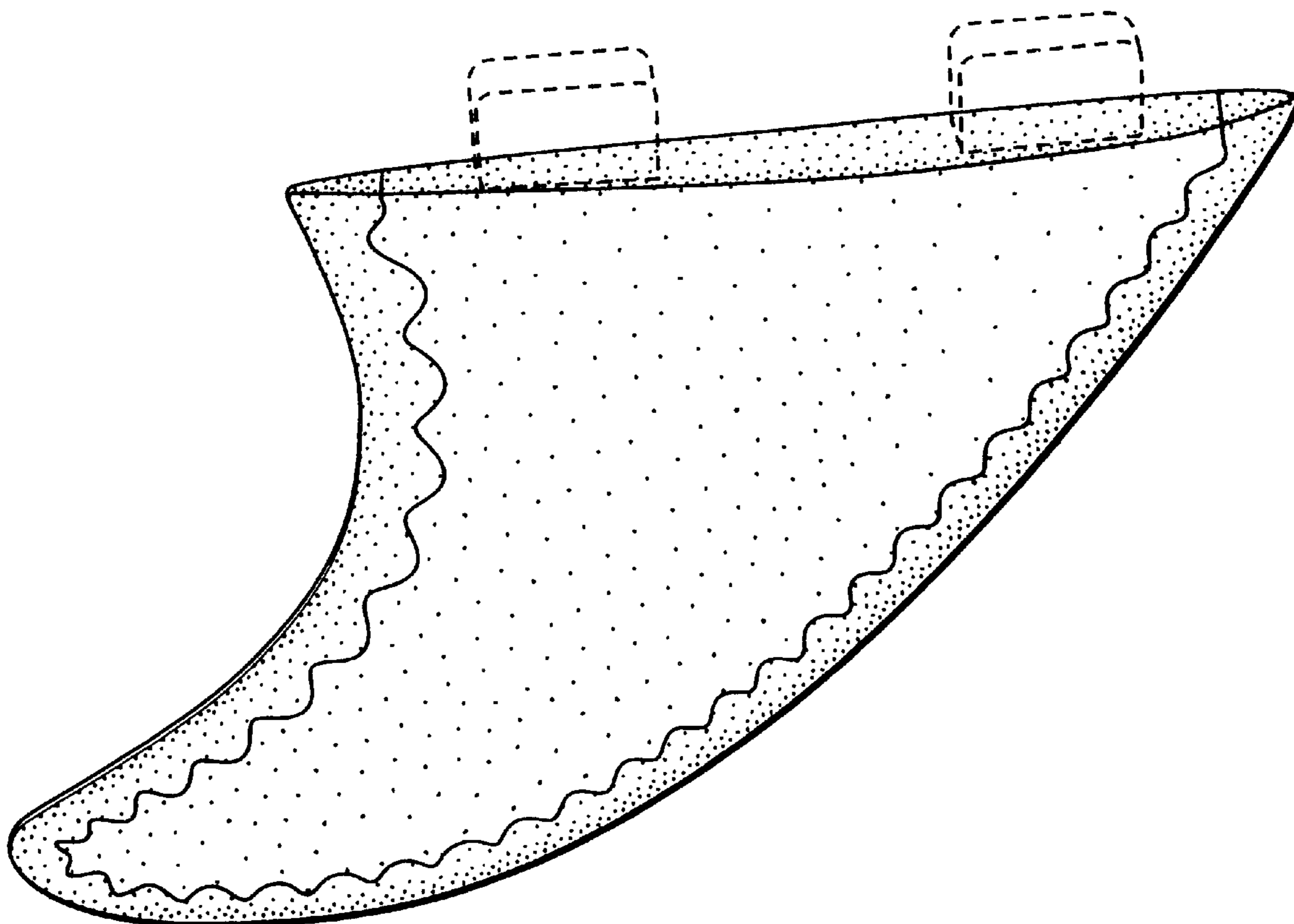
**DESCRIPTION**

FIG. 1 is a top right perspective view of a watersport board fin having an edge configuration showing our new design; FIG. 2 is a left side view with the right side view a mirror image; and,

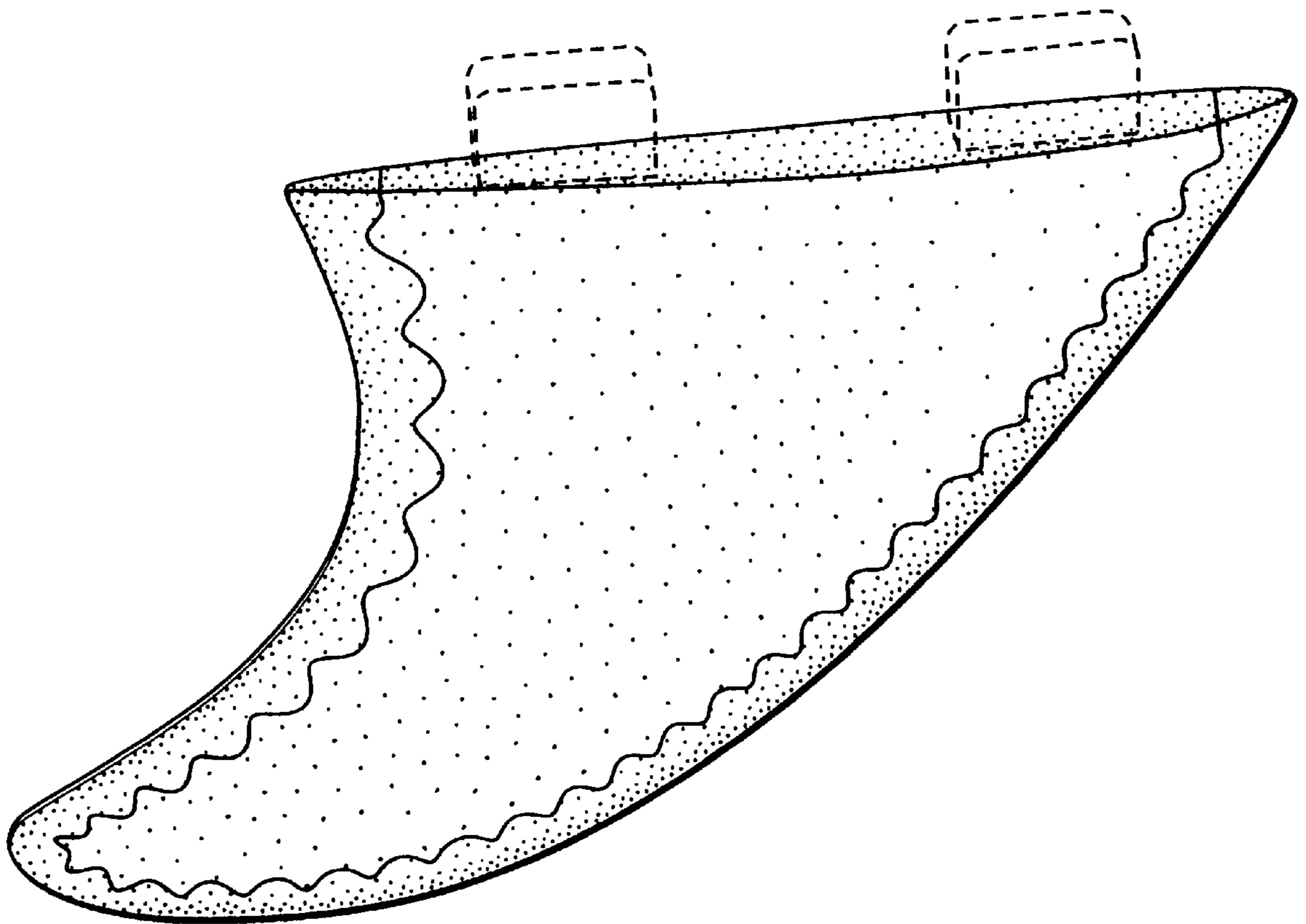
FIG. 3 is a front end view; the edge configuration according to the claimed design is not clearly visible in rear end, top, or bottom views, and these views are not part of the claimed design.

The broken line showing of an exemplary attachment mechanism is for illustrative purposes only and forms no part of the claimed design.

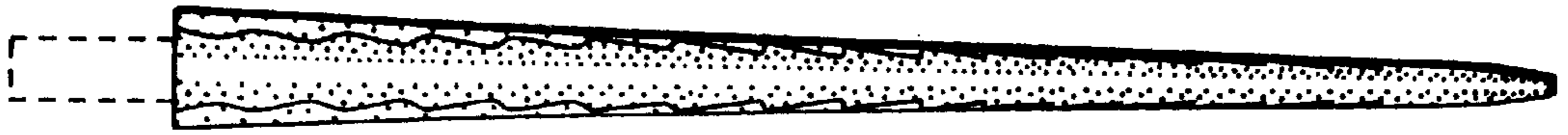
**1 Claim, 2 Drawing Sheets**



*Fig. 1*



*Fig. 3*



*Fig. 2*

