



US00D418567S

# United States Patent [19] Robinette

[11] **Patent Number: Des. 418,567**  
[45] **Date of Patent: \*\* Jan. 4, 2000**

[54] **PORTION OF A SNOWBOARD**

[75] Inventor: **Christopher A. Robinette**, Lake Oswego, Oreg.

[73] Assignee: **Nike, Inc.**, Beaverton, Oreg.

[\*\*] Term: **14 Years**

[21] Appl. No.: **29/096,491**

[22] Filed: **Nov. 13, 1998**

[51] **LOC (7) Cl.** ..... **21-02**

[52] **U.S. Cl.** ..... **D21/760; D21/801; D12/8**

[58] **Field of Search** ..... **D21/760, 769, D21/770, 771, 801, 803; 280/608, 609, 142; 441/68, 70, 74; D12/8**

[56] **References Cited**

**U.S. PATENT DOCUMENTS**

D. 373,554	9/1996	Sherrard	.....	D12/8
D. 406,626	3/1999	Hauser et al.	.....	D21/760
5,340,144	8/1994	Eleneke	.....	280/609
5,782,482	7/1998	Andrus et al.	.....	280/602

**OTHER PUBLICATIONS**

K2 Zeppelin product information. (Prior to the filing date of this application).

Photograph of snowboard by Marker. (Prior to the filing date of this application).

*Primary Examiner—Kay H. Chin*  
*Attorney, Agent, or Firm—Banner & Witcoff, Ltd.*

[57] **CLAIM**

The ornamental design for a portion of a snowboard, as shown and described.

**DESCRIPTION**

FIG. 1 is a perspective view of a portion of a snowboard showing my new design;

FIG. 2 is a top plan view thereof;

FIG. 3 is a cross section thereof taken along line 3—3 of FIG. 2;

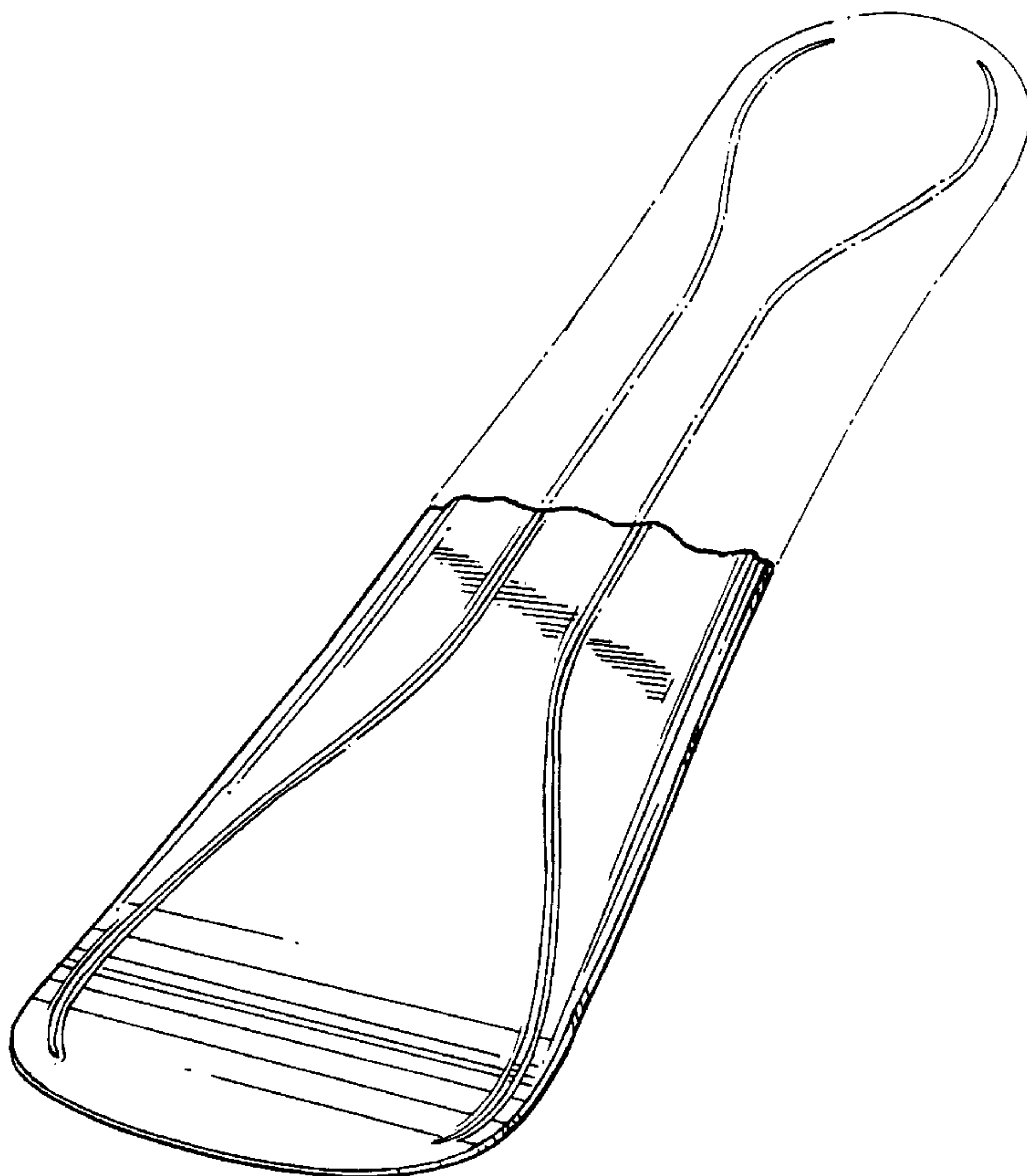
FIG. 4 is a cross section thereof taken along line 4—4 of FIG. 2;

FIG. 5 is a bottom plan view thereof; and,

FIG. 6 is a side elevational view thereof with the other side being a mirror image.

The uneven broken line showing of the remainder of the snowboard is for illustrative purposes only and forms no part of the claimed design.

**1 Claim, 3 Drawing Sheets**



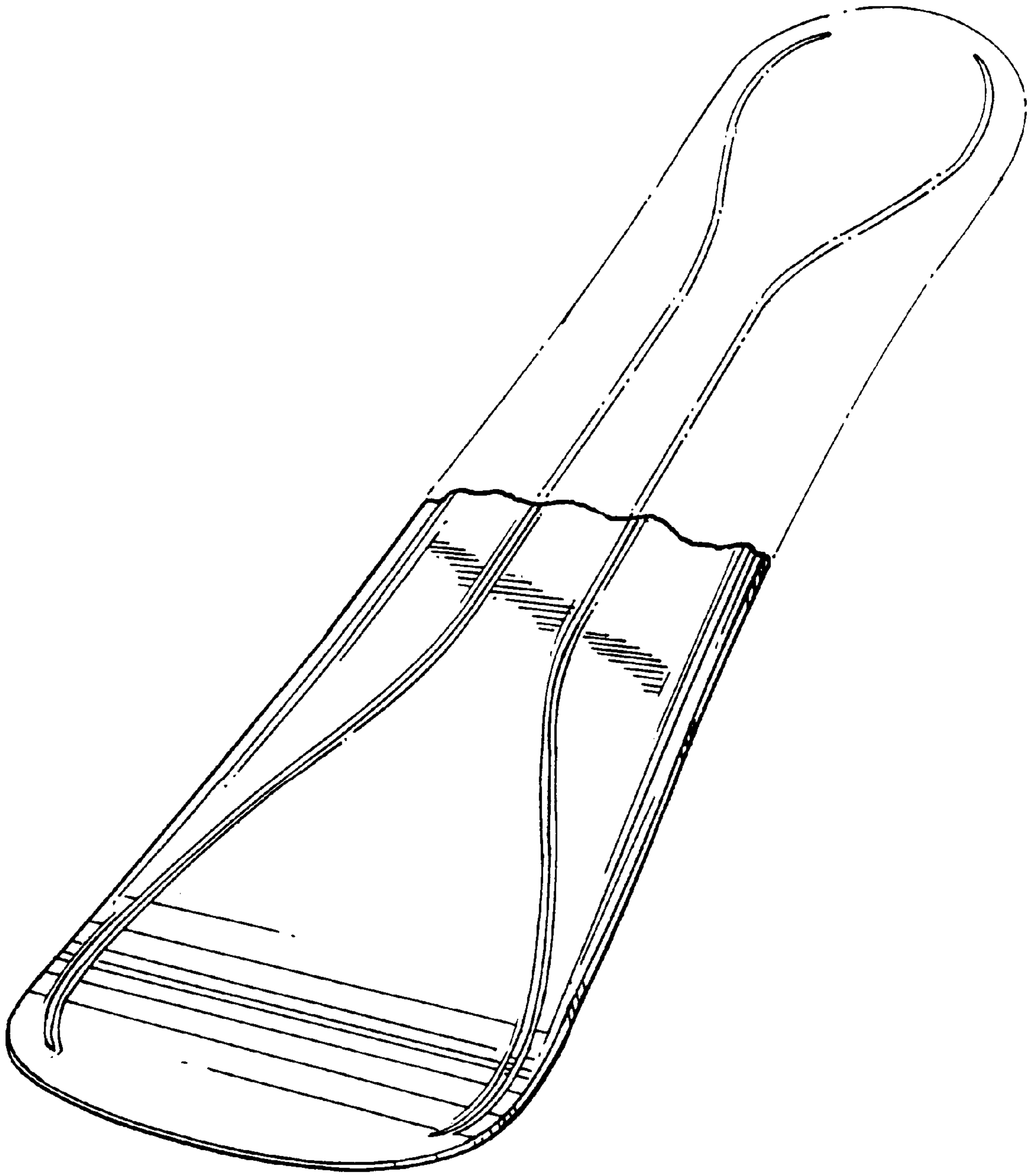


FIG. 1

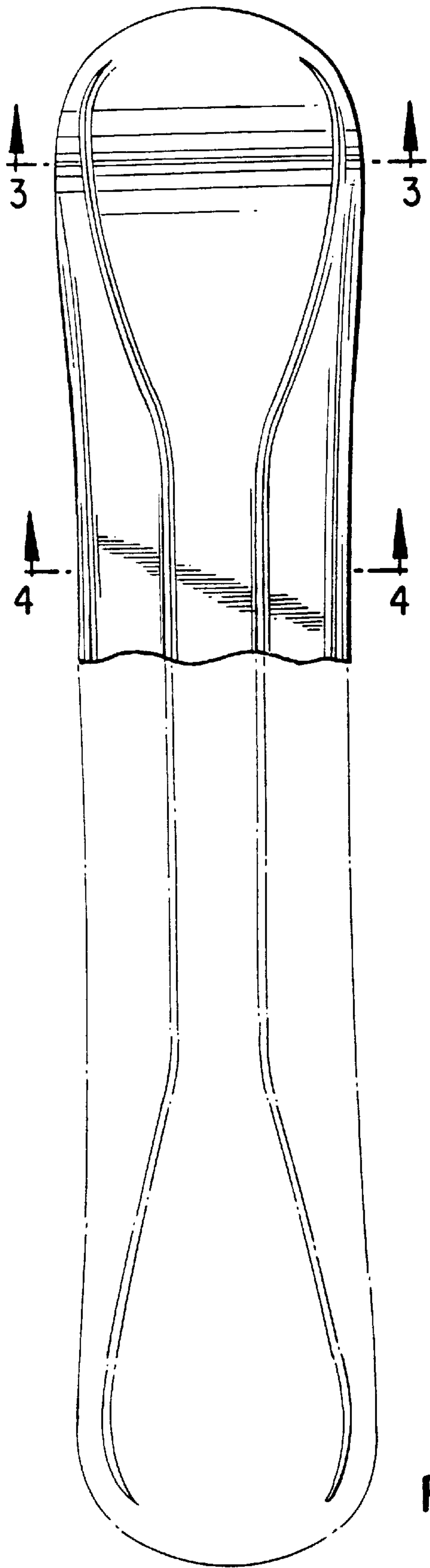


FIG. 3



FIG. 4




FIG. 5

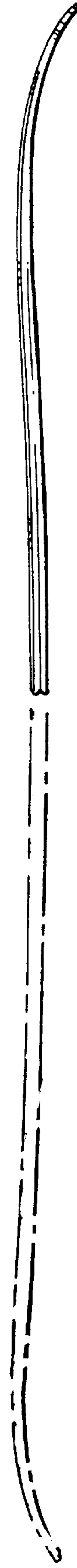


FIG. 6