



US00D418557S

United States Patent [19] Cousins

[11] Patent Number: **Des. 418,557**

[45] Date of Patent: **** Jan. 4, 2000**

[54] **JUMP ROPE**

[75] Inventor: **Michael Cousins**, New York, N.Y.

[73] Assignee: **E & B Giftware, Inc.**, Yonkers, N.Y.

[**] Term: **14 Years**

[21] Appl. No.: **29/100,041**

[22] Filed: **Feb. 2, 1999**

[51] **LOC (7) Cl.** **21-02**

[52] **U.S. Cl.** **D21/672**

[58] **Field of Search** D21/672, 662,
D21/684, 692; 482/51, 81, 82, 44, 148

[56] **References Cited**

U.S. PATENT DOCUMENTS

D. 263,326	3/1982	Cooper	D21/672
D. 287,868	1/1987	Whaley	D21/672
D. 305,446	1/1990	Valentine	D21/672
4,293,125	10/1981	Hinds	482/82

4,605,219	8/1986	Mahana et al.	482/82
4,872,666	10/1989	Smith	482/82
5,076,570	12/1991	Davis	482/82
5,092,583	3/1992	Rudolf	482/82
5,445,586	8/1995	Yun	482/82

Primary Examiner—Philip S. Hyder
Attorney, Agent, or Firm—Stanley J. Yavner

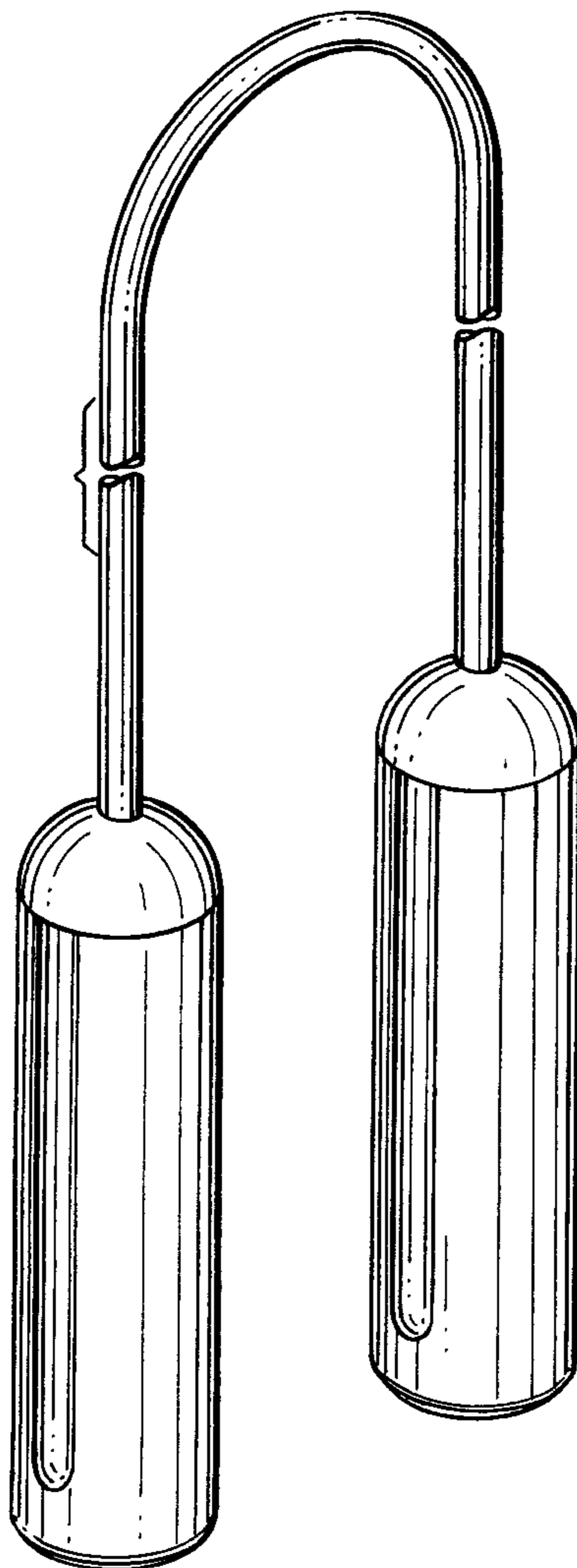
[57] **CLAIM**

The ornamental design for a jump rope, as shown and described.

DESCRIPTION

FIG. 1 is a front, left side and top isometric view, of a jump rope, showing my new design;
FIG. 2 is a top plan view thereof;
FIG. 3 is a rear elevational view thereof;
FIG. 4 is a right side elevational view thereof; and,
FIG. 5 is a bottom plan view thereof.

1 Claim, 2 Drawing Sheets



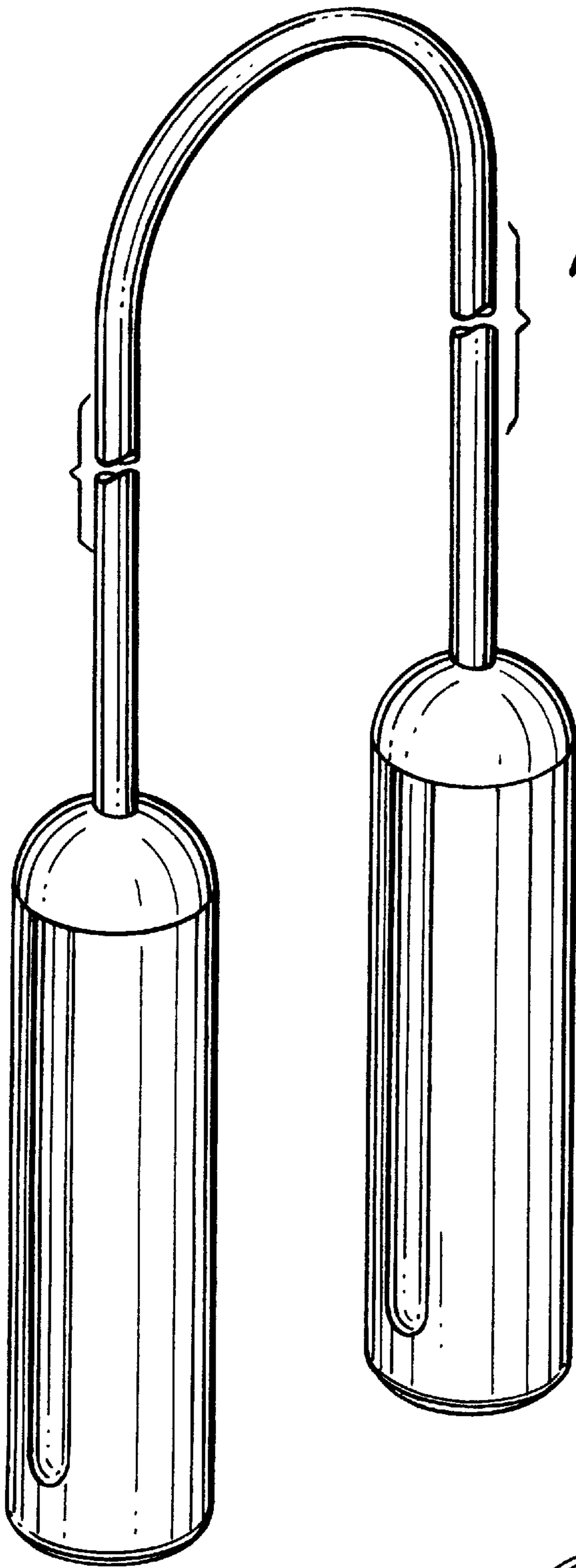


FIG. 1

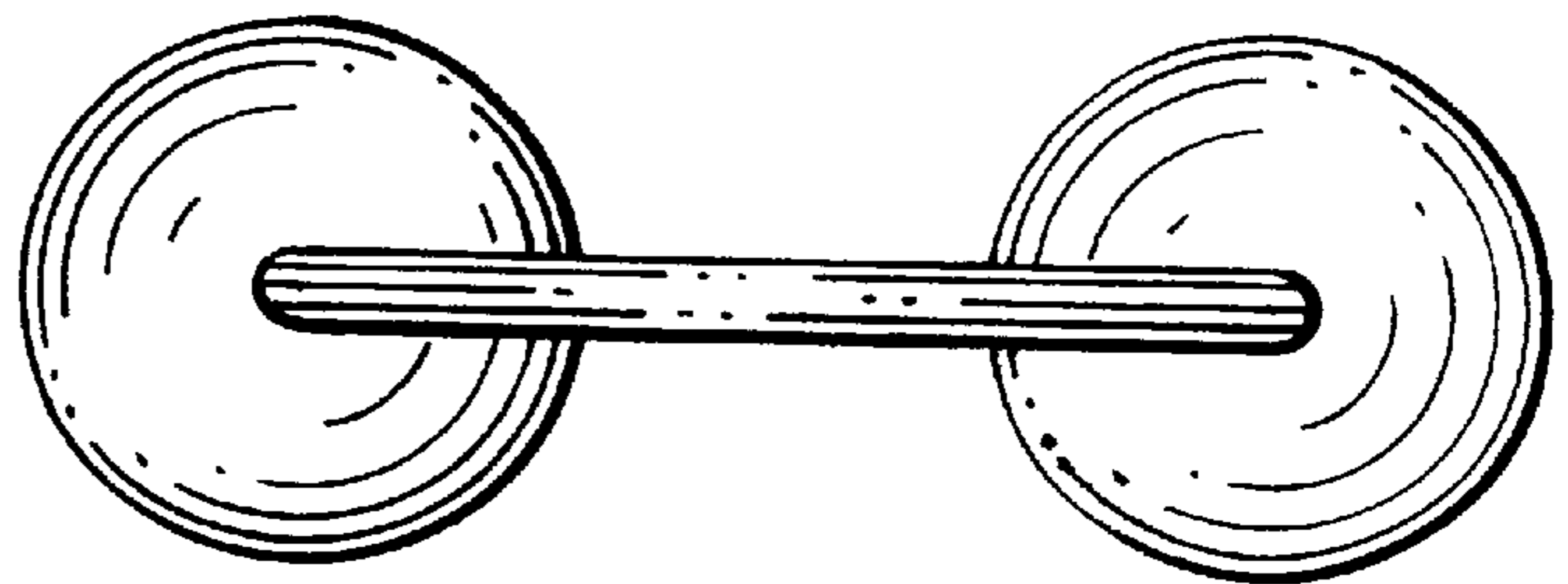


FIG. 2

FIG. 3

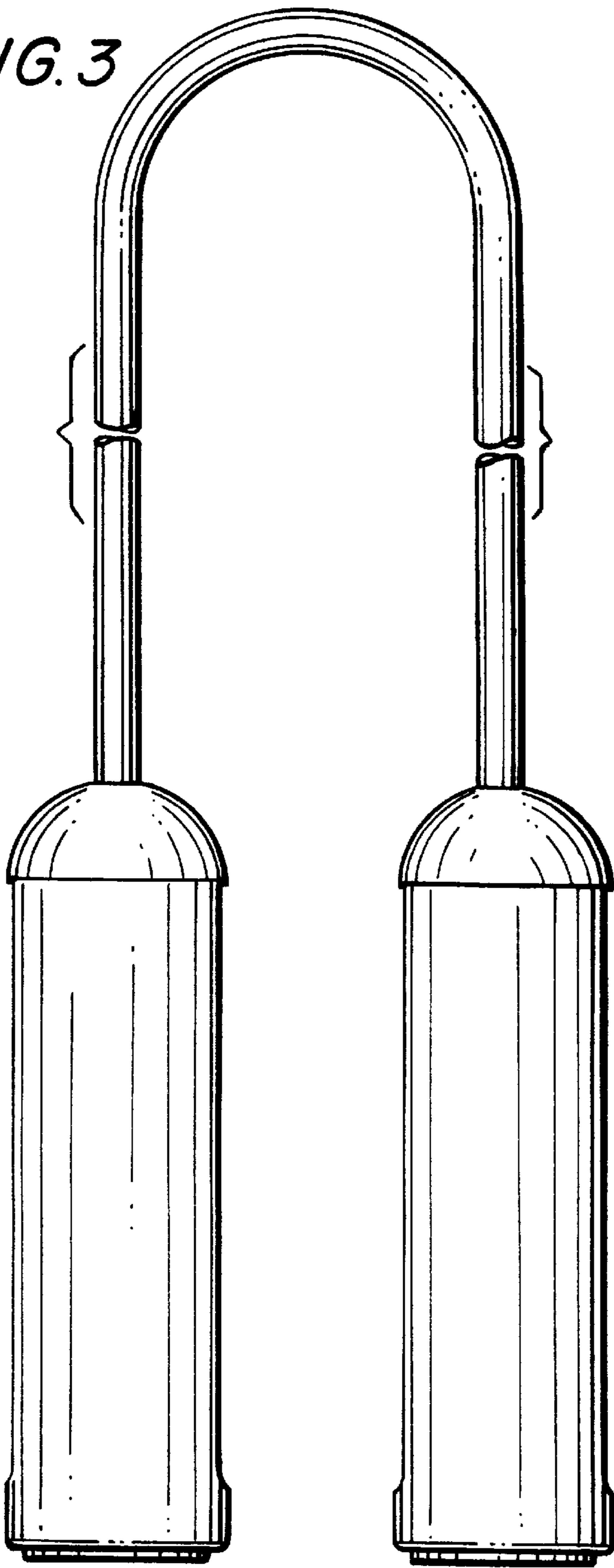


FIG. 4


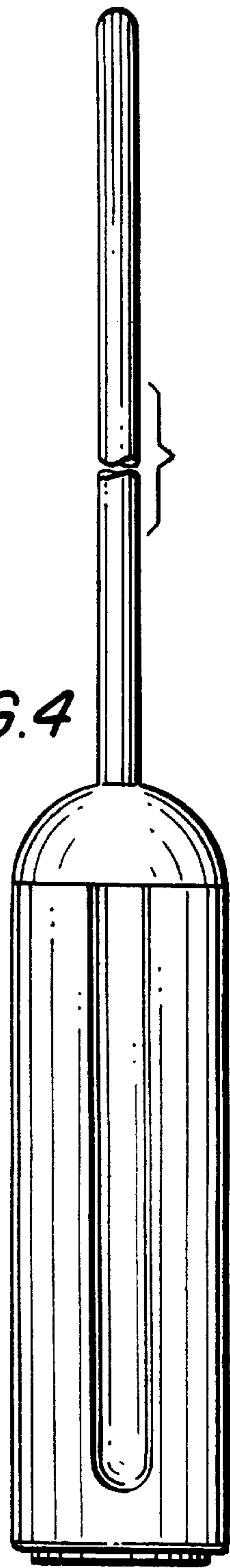


FIG. 5