



US00D418556S

# United States Patent [19]

[11] **Patent Number: Des. 418,556**

Lee et al.

[45] **Date of Patent: \*\* Jan. 4, 2000**

[54] **ARTICULATED FIGURE ELBOW JOINT**

[75] Inventors: **James S. W. Lee**, Long Island, N.Y.;  
**Chiu Keung Kwan**, Hunghom  
Kowloon, The Hong Kong Special  
Administrative Region of the People's  
Republic of China

[73] Assignee: **C.J. Associates, Ltd.**, The Hong Kong  
Special Administrative Region of the  
People's Republic of China

[\*\*] Term: **14 Years**

[21] Appl. No.: **29/094,501**

[22] Filed: **Oct. 5, 1998**

[51] **LOC (7) Cl.** ..... **21-01**

[52] **U.S. Cl.** ..... **D21/658**

[58] **Field of Search** ..... D19/59-64; D21/398,  
D21/483, 576, 585, 587, 593-594, 621-625,  
630-637, 639-649, 658-659; 434/262,  
267; 446/295-296, 268, 298, 330, 354,  
355-356, 369-382

[56] **References Cited**

**U.S. PATENT DOCUMENTS**

214,830 4/1879 Martin ..... 446/381  
D. 233,238 10/1974 Reid et al. .... D21/621

1,270,781 7/1918 Cabana ..... 446/381  
3,988,855 11/1976 Crabtree et al. .... 446/380  
4,006,555 2/1977 England et al. .... 446/354  
4,571,209 2/1986 Manning et al. .... 446/376  
4,680,019 7/1987 Baerenwald et al. .... 446/378  
5,318,202 6/1994 D'Andrade ..... 446/268

*Primary Examiner*—Ted Shooman  
*Assistant Examiner*—Carol Rademaker  
*Attorney, Agent, or Firm*—Laff, Whitesel & Saret, Ltd.

[57] **CLAIM**

The ornamental design for an articulated figure elbow joint,  
as shown and described.

**DESCRIPTION**

FIG. 1 is a perspective view of the articulated figure elbow joint;  
FIG. 2 is a side elevation view of the articulated figure elbow joint, the opposite side being identical;  
FIG. 3 is a posterior elevation view of the articulated figure elbow joint; and ,  
FIG. 4 is an anterior elevation view of the articulated figure elbow joint.  
The broken line drawing of an articulated figure is included for the purpose of environmental structure only and forms no part of the claimed design.  
The dotted lines which define the boundaries of the claimed design form no part thereof.

**1 Claim, 2 Drawing Sheets**

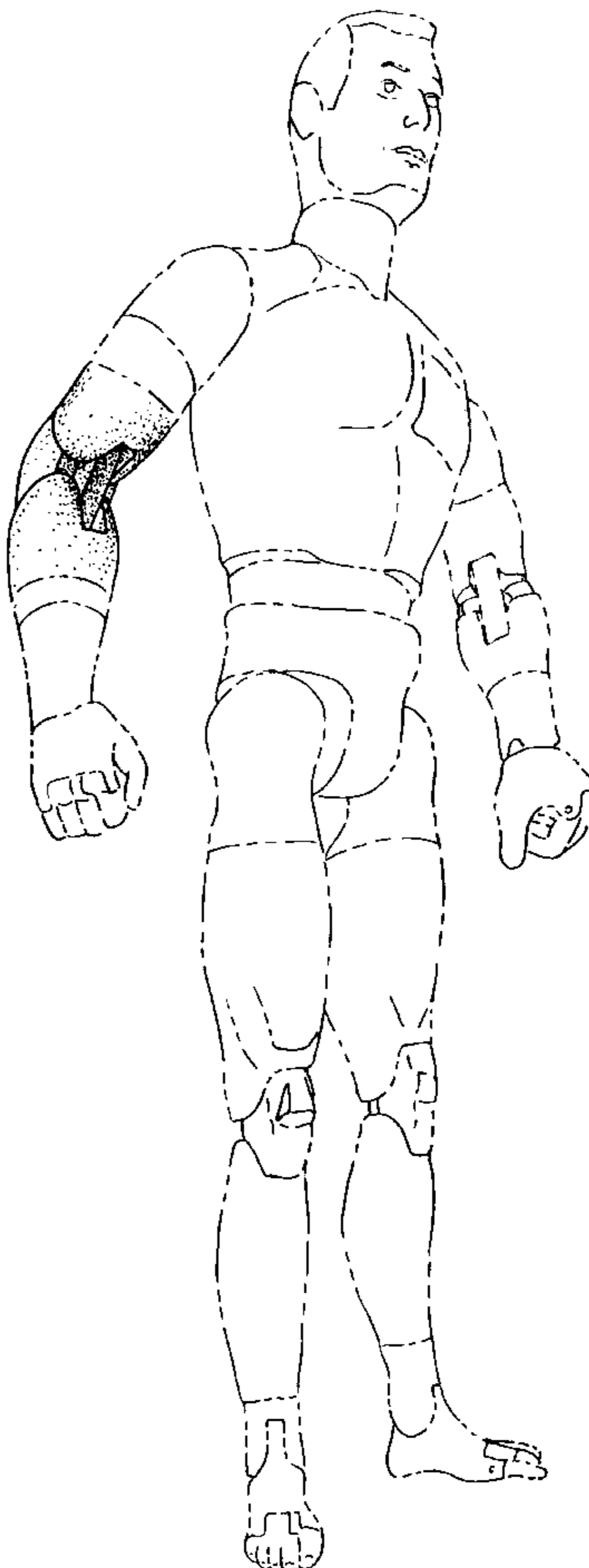


FIG. 1

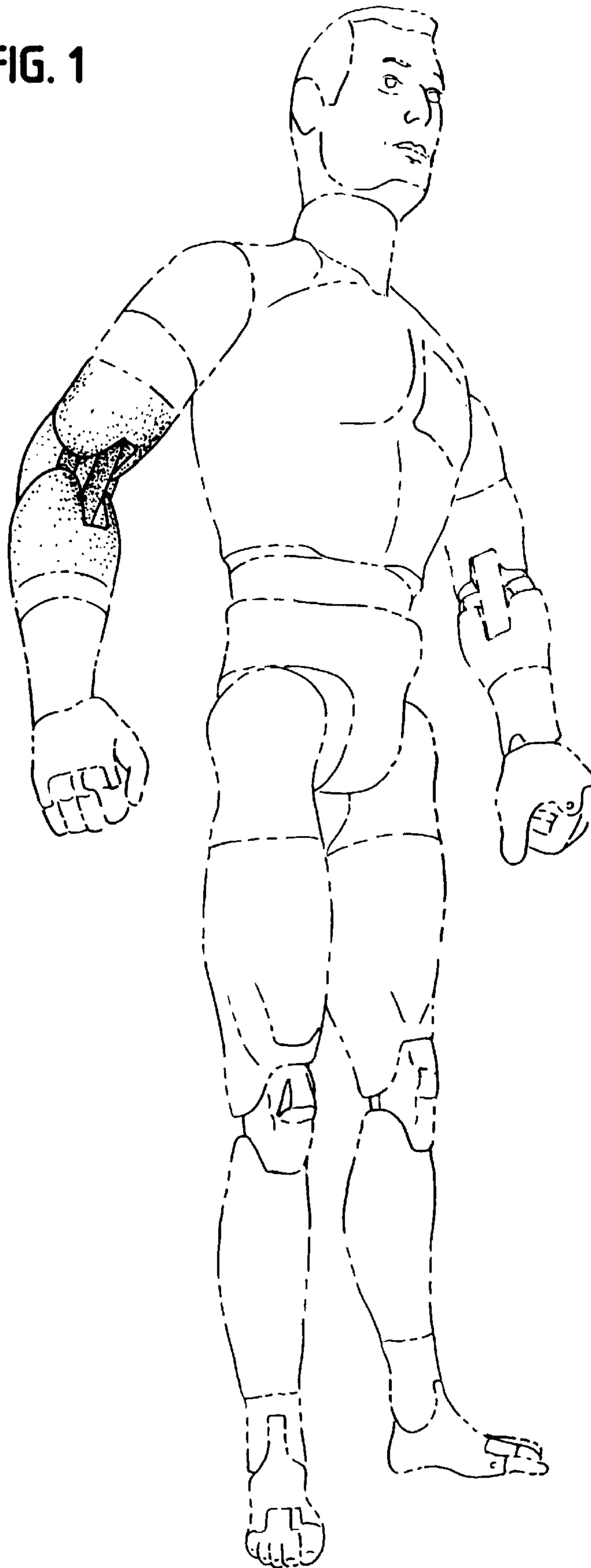


FIG. 2

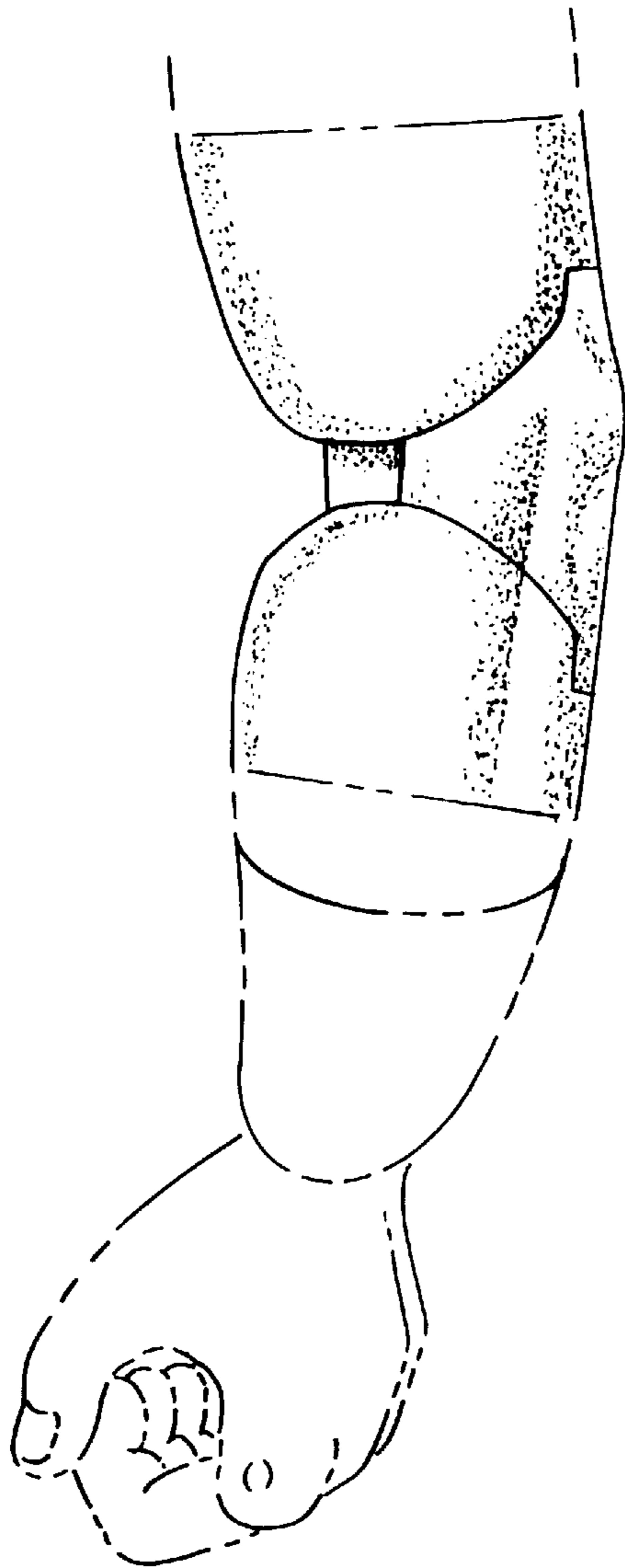


FIG. 3

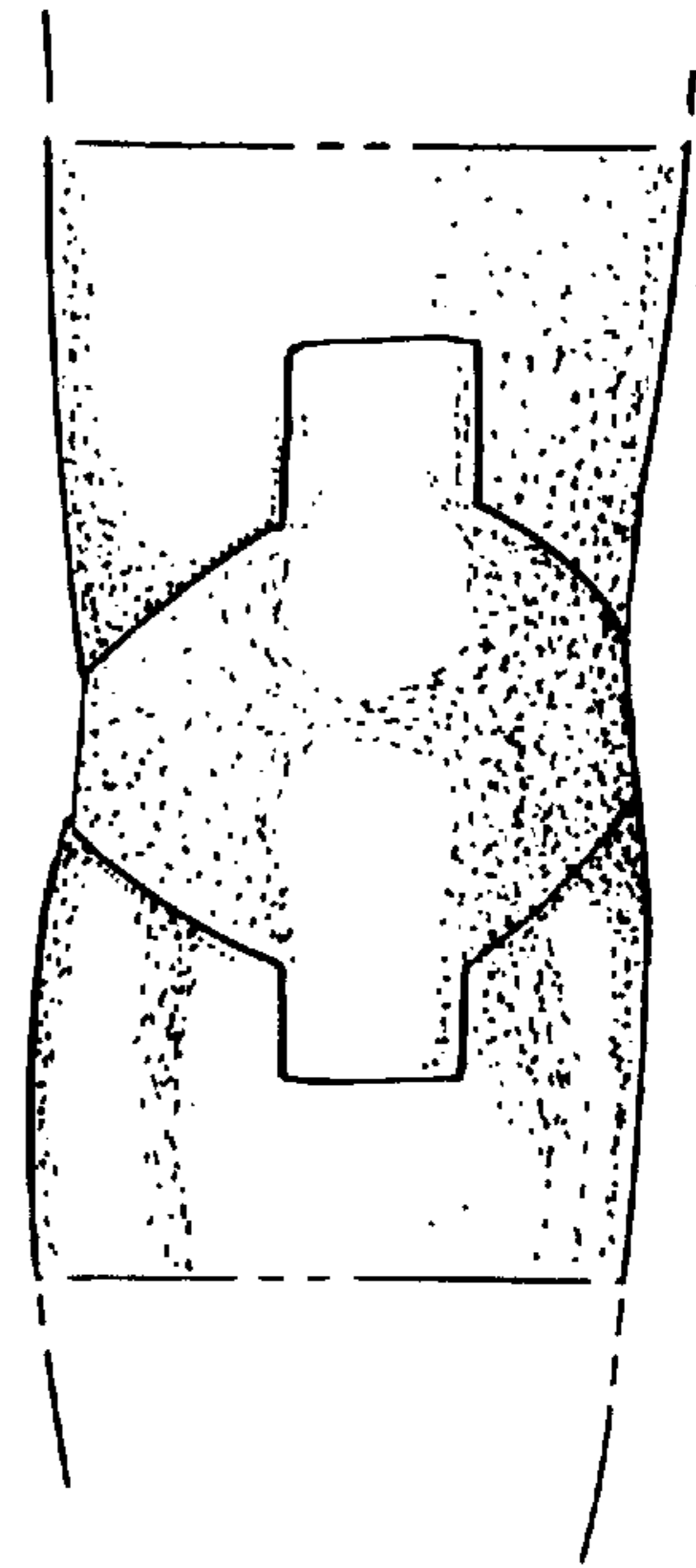


FIG. 4

