



US00D418541S

United States Patent [19]
Mayer

[11] **Patent Number: Des. 418,541**
[45] **Date of Patent: ** Jan. 4, 2000**

[54] **WRITING INSTRUMENT**

[75] Inventor: **Erich Mayer**, Neulingen, Germany

[73] Assignee: **Klio-Eterna, Schreibgeräte GmbH & Co. KG**, Wolfach, Germany

[**] Term: **14 Years**

[21] Appl. No.: **29/104,615**

[22] Filed: **May 7, 1999**

[51] **LOC (7) Cl.** **19-06**

[52] **U.S. Cl.** **D19/50; D19/51; D19/56; D19/54**

[58] **Field of Search** D19/35, 36, 41-51, D19/53-58, 81-85; 401/99, 100, 103, 104, 109, 116, 117, 209, 195; 24/11 R, 11 PP, 11 M

[56] **References Cited**

U.S. PATENT DOCUMENTS

- D. 312,096 11/1990 Vitrac D19/43 X
- D. 345,577 3/1994 Höhner D19/48
- D. 357,277 4/1995 Cappe de Baillon D19/51

- D. 395,674 6/1998 Boix Gacia D19/47 X
- D. 396,058 7/1998 Schmidt et al. D19/56 X
- 3,246,875 4/1966 Hart 401/195

Primary Examiner—Martie K. Holtje
Attorney, Agent, or Firm—Akin, Gump, Strauss, Hauer & Feld, L.L.P.

[57] **CLAIM**

The ornamental design for a writing instrument, as shown and described.

DESCRIPTION

FIG. 1 is a front elevational view thereof in accordance with my new design;

FIG. 2 is a top plan view thereof;

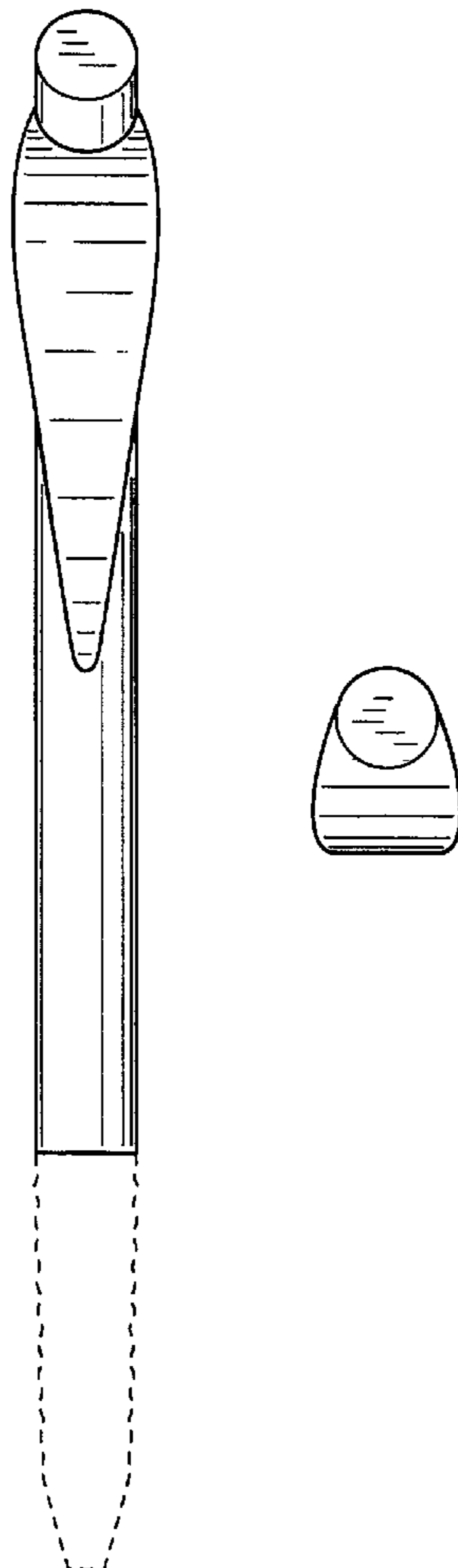
FIG. 3 is a right side elevational view thereof, with the left side elevational view being a mirror image thereof;

FIG. 4 is a bottom plan view thereof; and,

FIG. 5 is a rear elevational view thereof.

The lower portion of the writing instrument barrel depicted by means of broken lines in FIGS. 1, 3, 4 and 5 has been shown for illustrative purposes only and forms no part of the claimed design.

1 Claim, 3 Drawing Sheets



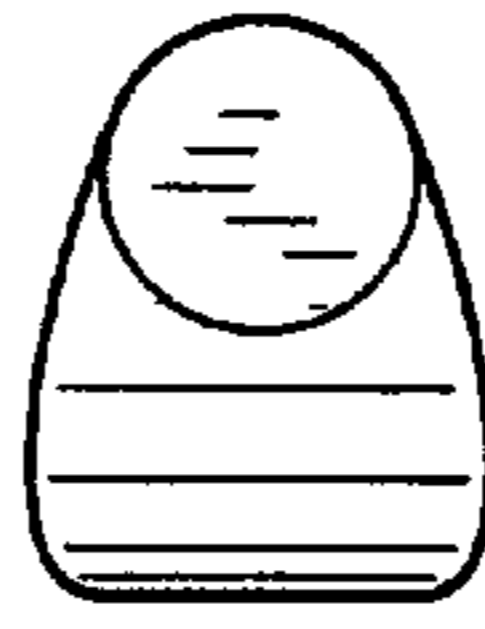


FIG. 2

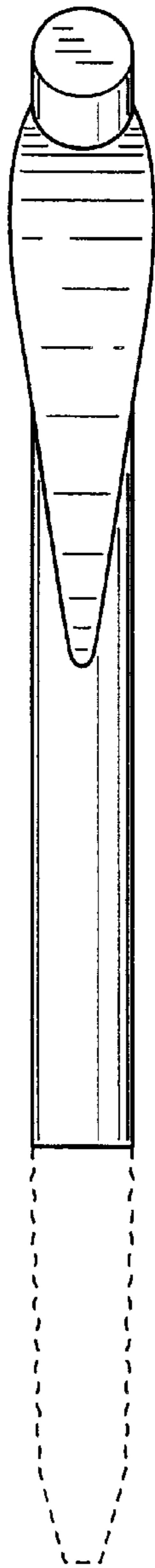


FIG. 1




FIG. 3

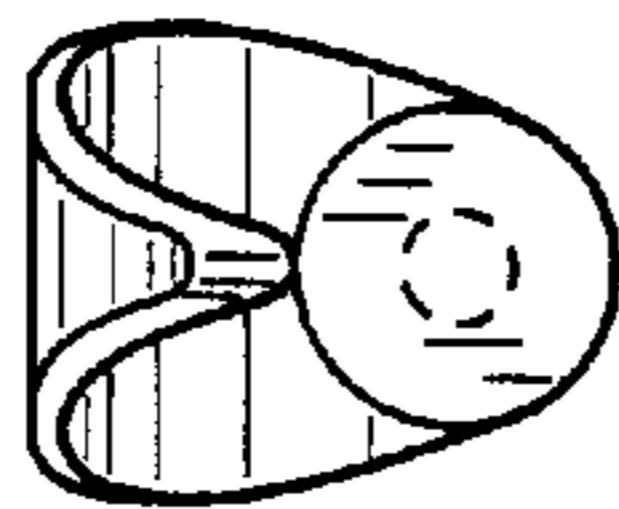


FIG. 4

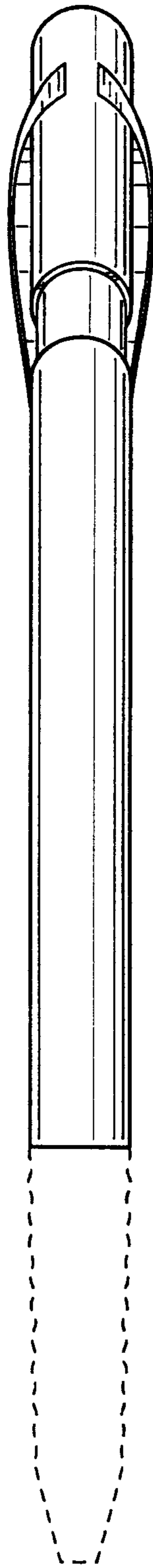


FIG. 5