



US00D418503S

United States Patent [19]

[11] Patent Number: **Des. 418,503**

Amron

[45] Date of Patent: **** Jan. 4, 2000**

[54] VIDEO DOCUMENT

[75] Inventor: **Alan Amron**, Syosset, N.Y.

[73] Assignee: **Videochip Technologies, Inc.**, Moraga, Calif.

[*] Notice: This patent is subject to a terminal disclaimer.

[**] Term: **14 Years**

[21] Appl. No.: **29/093,305**

[22] Filed: **Sep. 8, 1998**

[51] LOC (7) Cl. **14-02**

[52] U.S. Cl. **D14/124**

[58] Field of Search D14/124, 125, D14/114.3-114.9, 117.1; D21/329, 324, 333; 273/148 B, 244, 247; 463/1, 4, 5, 29-47; 345/348, 133, 139, 905, 967, 976, 977

[56] **References Cited**

U.S. PATENT DOCUMENTS

D. 397,370 8/1998 Chen D21/329

4,438,926	3/1984	Yokoi et al.	463/29
4,662,635	5/1987	Enokian	463/31
5,046,739	9/1991	Reichow	273/148 B
5,393,071	2/1995	Best	463/35
5,661,632	8/1997	Register	345/905 X
5,736,975	4/1998	Lunetta	345/156
5,743,801	4/1998	Welander	463/44

Primary Examiner—Prabhakar Deshmukh
Attorney, Agent, or Firm—Eliot Gerber, Esq.

[57] **CLAIM**

The ornamental design for a video document, as shown and described.

DESCRIPTION

FIG. 1 is a front elevational view of a video document showing my new design;
FIG. 2 is a rear elevational view thereof;
FIG. 3 is a right side elevational view thereof;
FIG. 4 is a left side elevational view thereof;
FIG. 5 is a top plan view thereof; and,
FIG. 6 is a bottom plan view thereof.

1 Claim, 1 Drawing Sheet

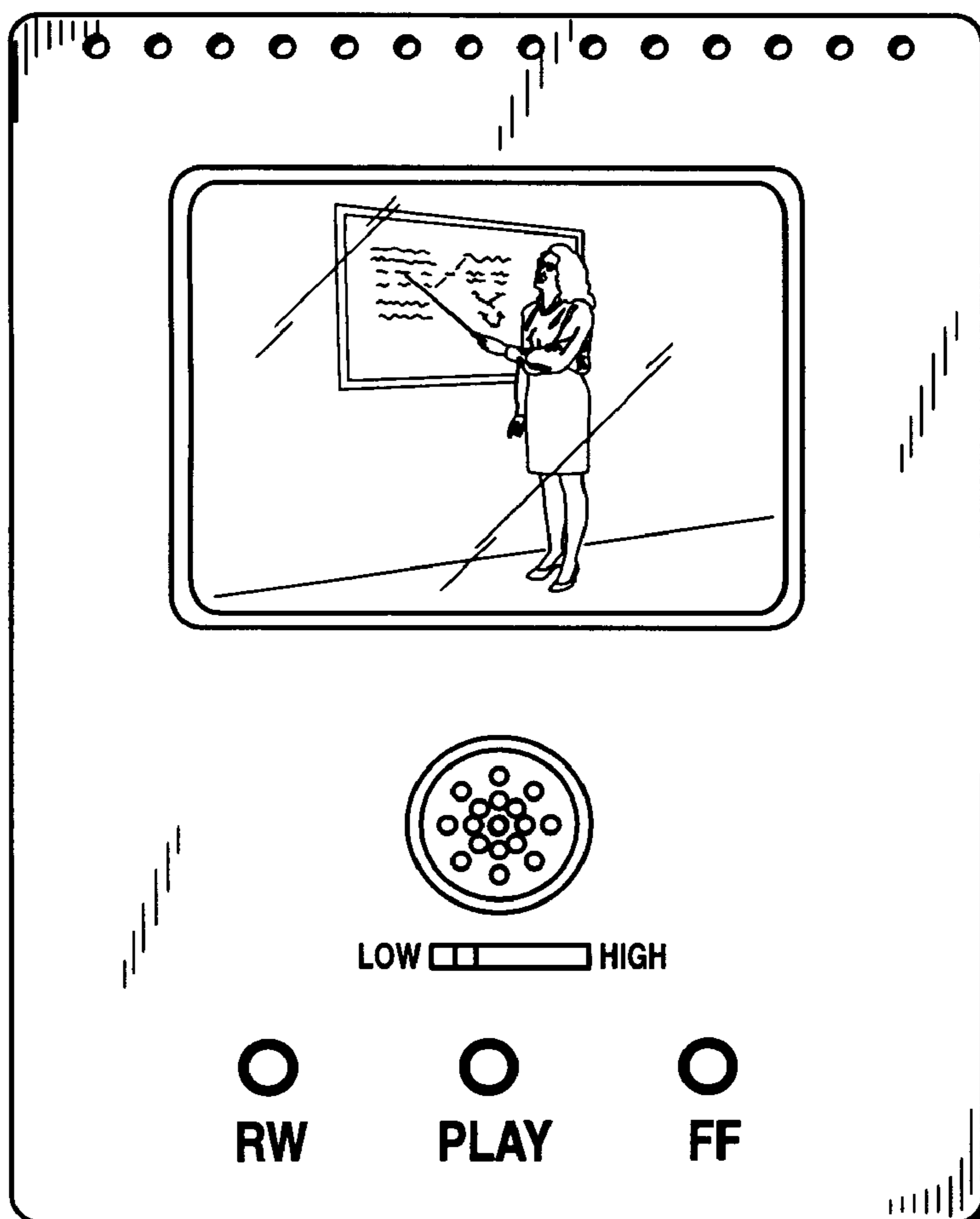


FIG. 1




FIG. 2

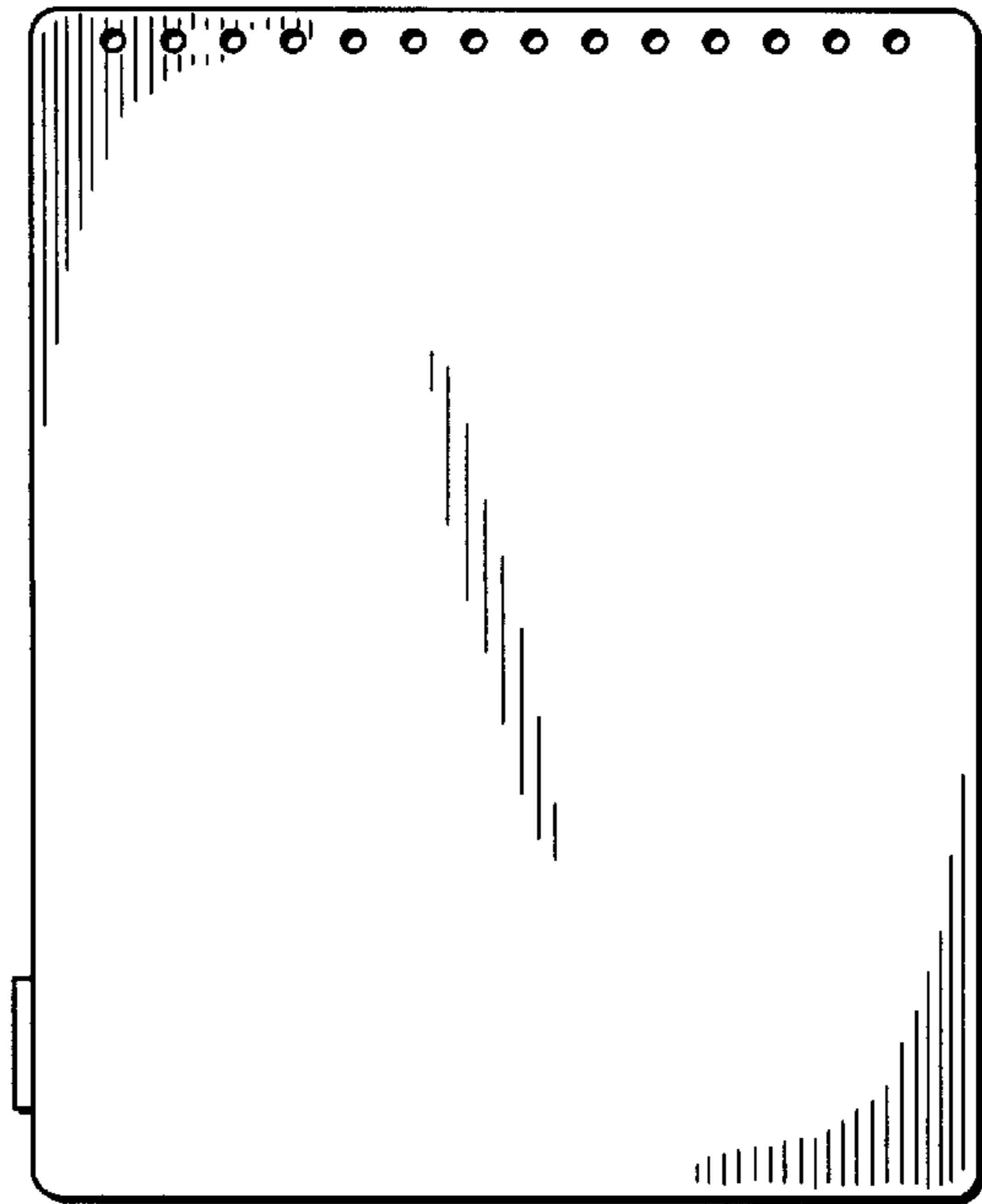


FIG. 3



FIG. 4



FIG. 5



FIG. 6

