



US00D418499S

United States Patent [19]

Brunner et al.

[11] **Patent Number: Des. 418,499**

[45] **Date of Patent: ** Jan. 4, 2000**

[54] **HANDHELD WIRELESS KEYBOARD**

[75] Inventors: **Robert D. Brunner**, Los Gatos;
Barbara Saucedo, Palo Alto, both of Calif.

[73] Assignee: **Sharewave, Inc.**, El Dorado Hills, Calif.

[**] Term: **14 Years**

[21] Appl. No.: **29/091,847**

[22] Filed: **Aug. 5, 1998**

[51] **LOC (7) Cl.** **14-02**

[52] **U.S. Cl.** **D14/115**

[58] **Field of Search** D14/100, 101, D14/106, 115; D18/1, 2, 7; 178/17 A, 17 C; 200/5 A, 5 R, 6 A, 6 R; 235/145 A, 145 R; 345/161, 168, 160, 167; 341/22, 23; 364/708.1; 400/472, 479, 484-486, 488, 489, 682

[56] **References Cited**

U.S. PATENT DOCUMENTS

D. 336,468 6/1993 Reiter D14/115

D. 383,741 9/1997 Terng D14/115
D. 387,051 12/1997 Peng D14/115
D. 388,780 1/1998 Tonino D14/115

Primary Examiner—Freda Nunn

Attorney, Agent, or Firm—Blakely, Sokoloff, Taylor & Zafman LLP

[57] **CLAIM**

The ornamental design for a handheld wireless keyboard, as shown and described.

DESCRIPTION

FIG. 1 is a front perspective view of a handheld wireless keyboard showing the design;

FIG. 2 is a top plan view thereof;

FIG. 3 is a rear elevational view thereof;

FIG. 4 is a left side elevational view thereof;

FIG. 5 is a right side elevational view thereof;

FIG. 6 is a bottom plan view thereof; and,

FIG. 7 is a front elevational view thereof.

The broken lines are shown in FIG. 6 for illustrative purposes only and form no part of the claimed design.

1 Claim, 6 Drawing Sheets

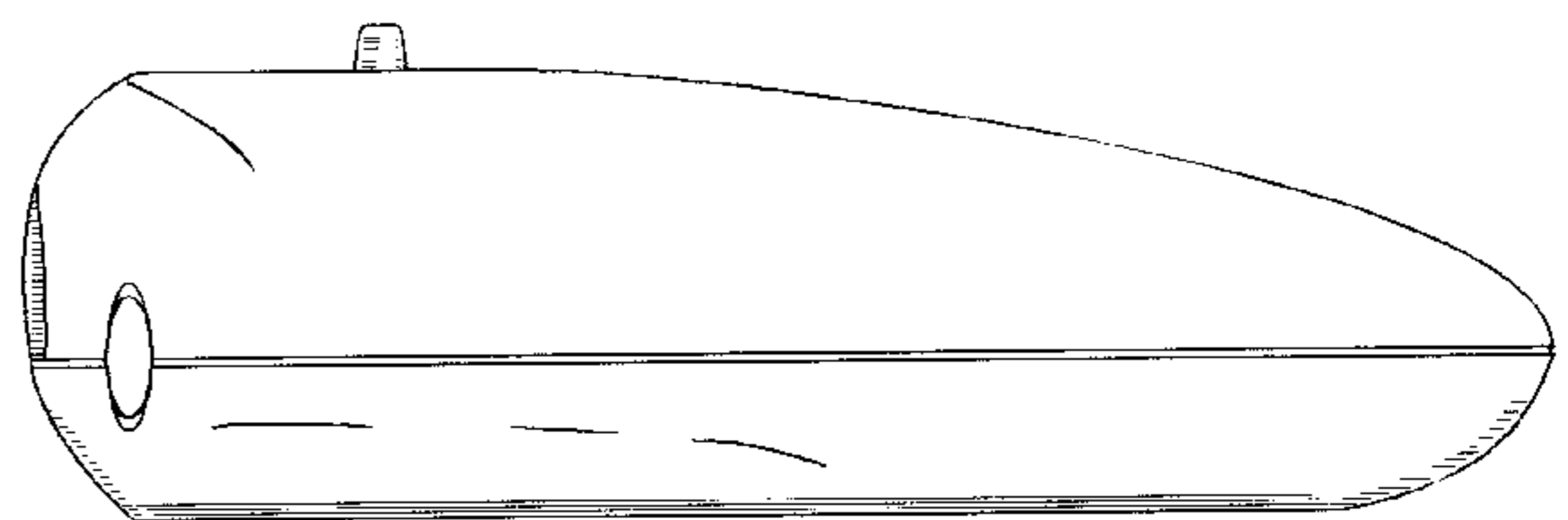





Fig. 1

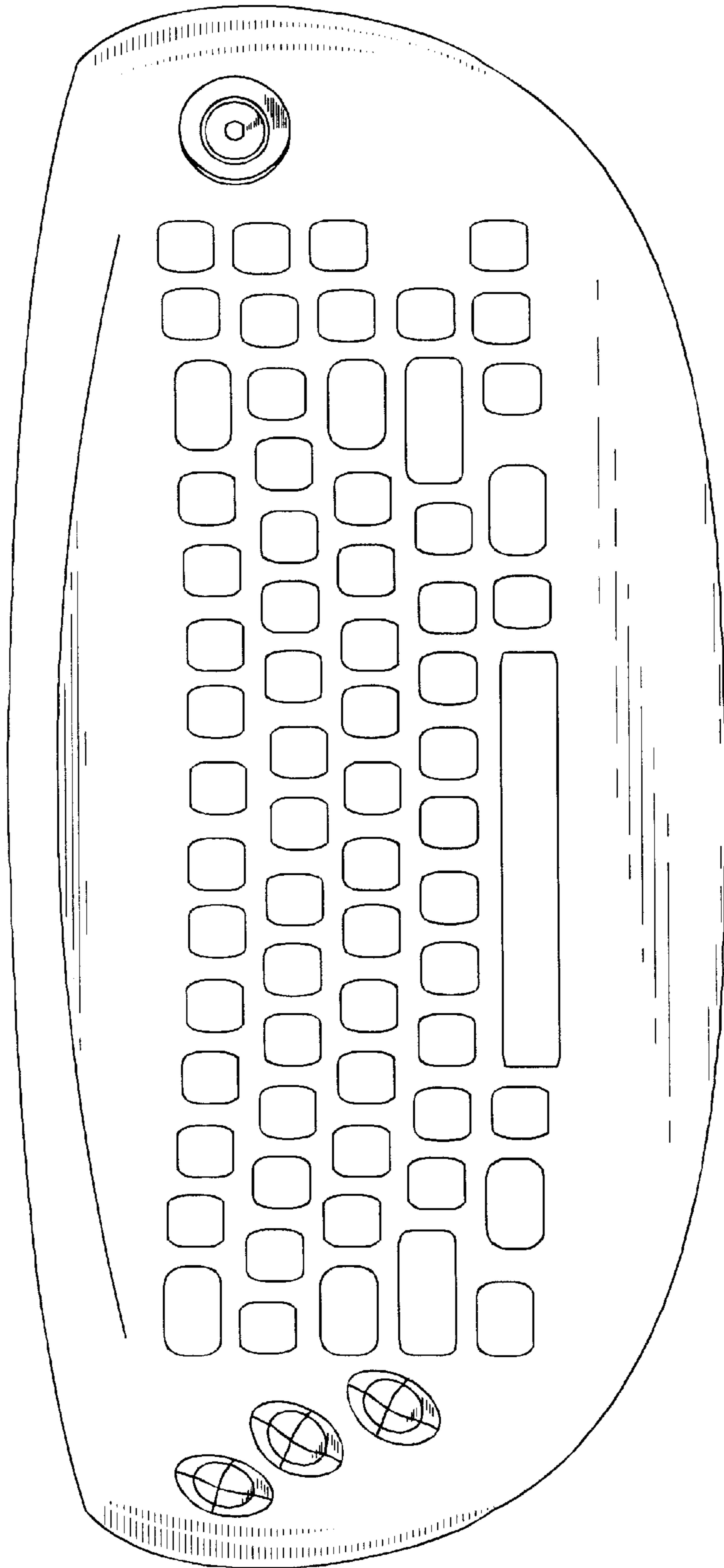


Fig. 2

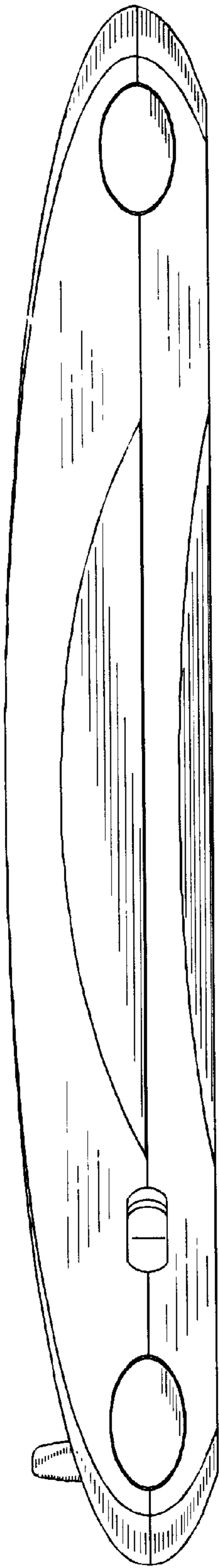


Fig. 3

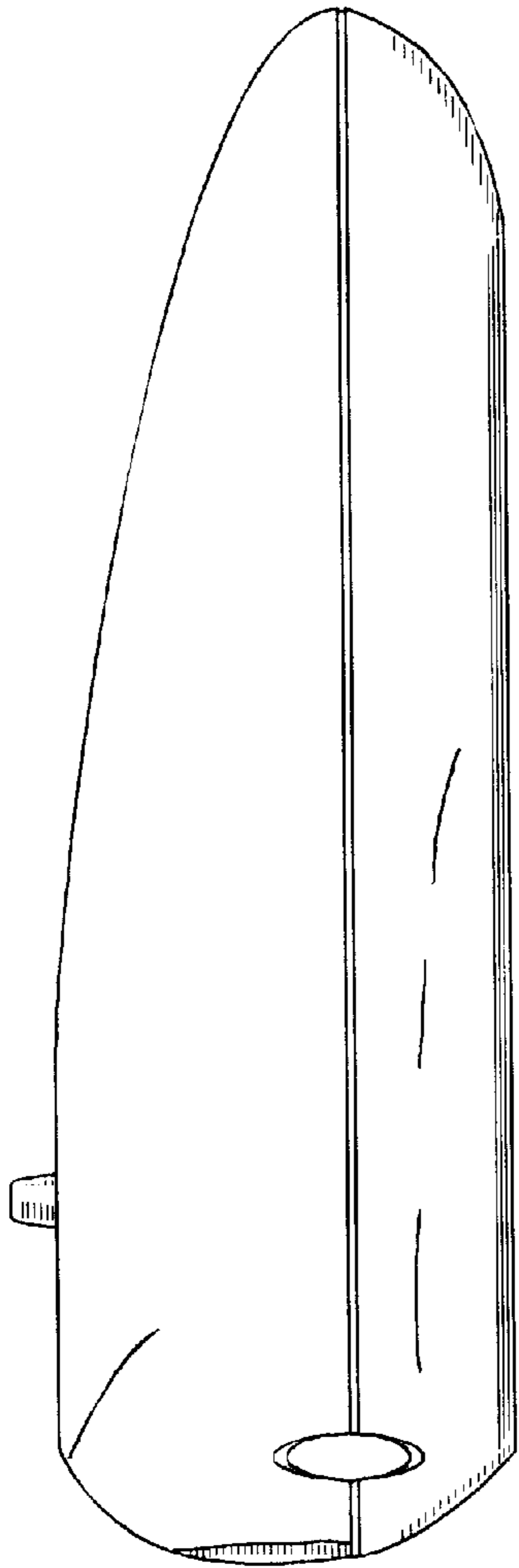


Fig. 4



Fig. 5

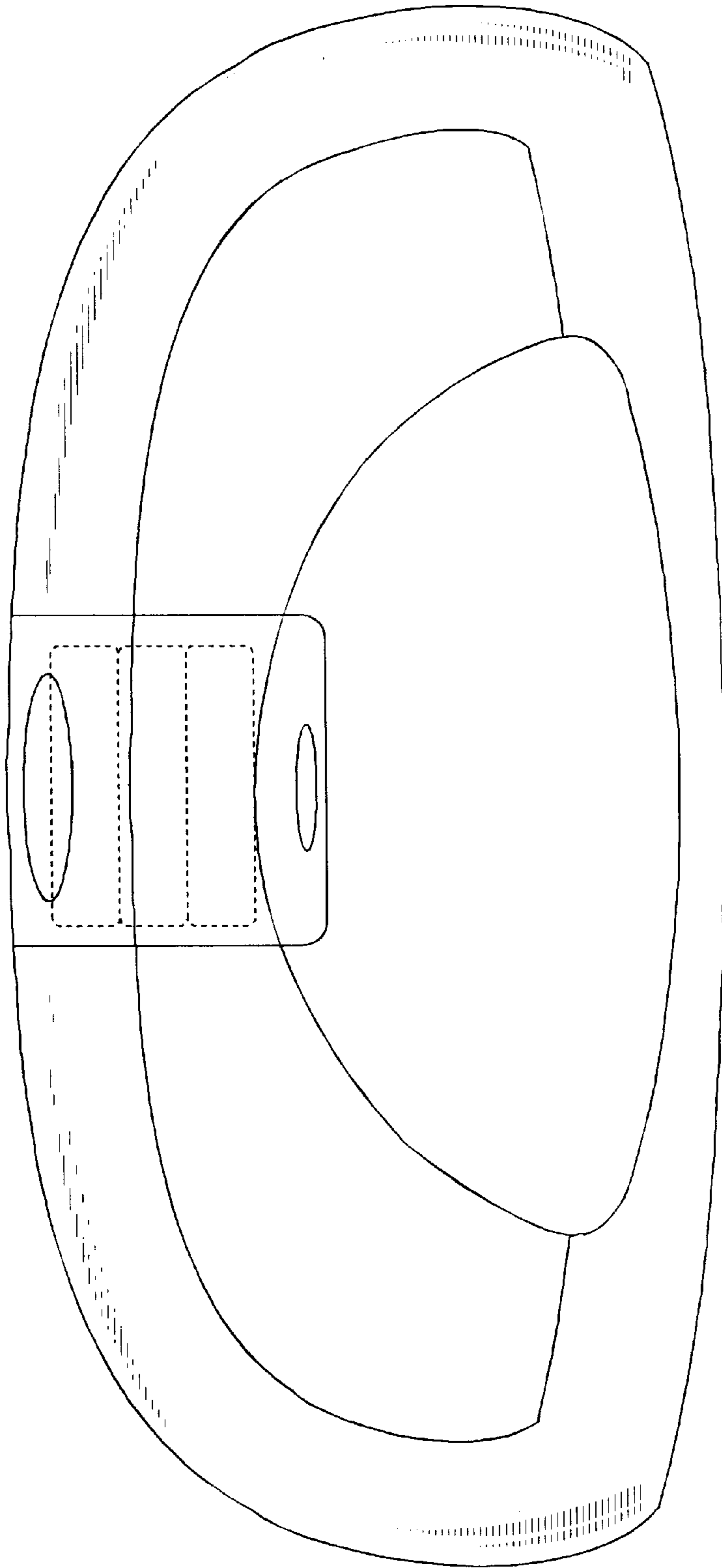


Fig. 6




Fig. 7