



US00D418458S

United States Patent [19] Kemp, Jr.

[11] **Patent Number: Des. 418,458**
[45] **Date of Patent: ** Jan. 4, 2000**

[54] **TIRE TREAD**

[75] Inventor: **Preston Butler Kemp, Jr.**, Greenville, S.C.

[73] Assignee: **Michelin Recherche et Technique S.A.**, Switzerland

[**] Term: **14 Years**

[21] Appl. No.: **29/093,694**

[22] Filed: **Sep. 17, 1998**

[51] **LOC (7) Cl.** **12-15**

[52] **U.S. Cl.** **D12/147**

[58] **Field of Search** D12/136-151;
152/209.1, 209.8, 209.9, 209.11, 209.12,
209.13, 209.16, 209.18, 209.19, 209.25,
209.28, 900, 901, 902, 903

[56] **References Cited**

U.S. PATENT DOCUMENTS

D. 315,130	3/1991	Patel et al.	D12/147
D. 341,114	11/1993	Himuro	D12/147
D. 342,469	12/1993	Diensthuber	D12/147
D. 350,924	9/1994	Maxwell et al.	D12/146
4,732,195	3/1988	Takeuchi	152/209.25

OTHER PUBLICATIONS

Tread Design Guide, 1992, p. 110, BF Goodrich Trac Edge.
Tread Design Guide, 1992, p. 96, Centennial Canyon
Climber All Terrain.

Tread Design Guide, 1992, p. 173, ServisFleet Radial Drive Lug.

Tread Design Guide, 1997, p. 85, Cascade Radial Traction King R/V.

Tread Design Guide, 1997, p. 101, Heritage Trail Climber Traction H/V.

Tread Design Guide, 1997, p. 132, Continental HC85.

Tread Design Guide, 1997, p. 139, Fidelity L63 Radial Lug.

Tread Design Guide, 1997, p. 164, Toyo M610Z.

Primary Examiner—Robert M. Spear

Attorney, Agent, or Firm—Alan A. Csontos; Robert R. Reed

[57] **CLAIM**

The ornamental design for a tire tread, as shown and described.

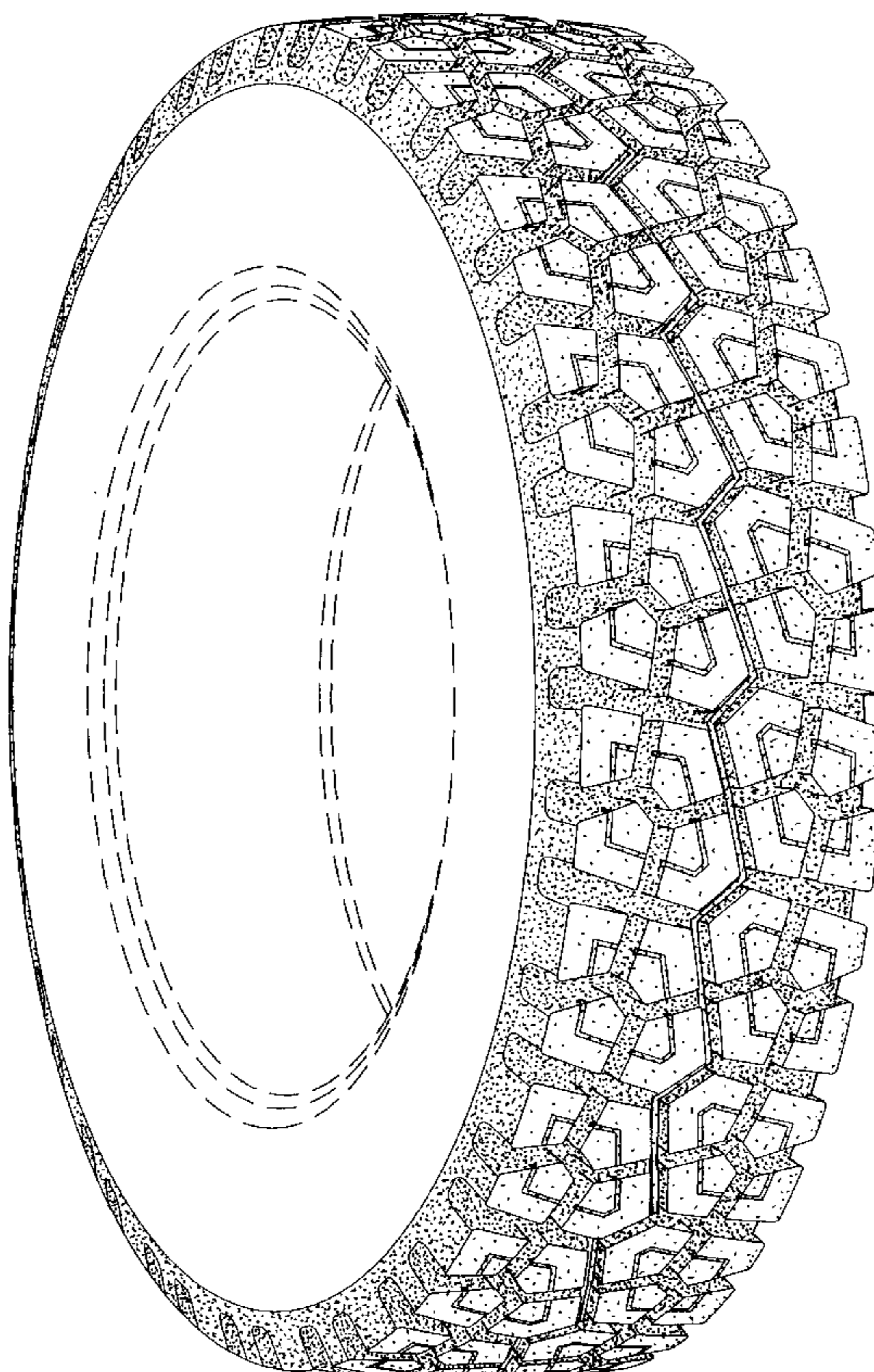
DESCRIPTION

FIG. 1 is a perspective view of a tire tread showing my new design, it being understood that the tread pattern repeats uniformly throughout the outer surface and shoulder circumference the tire tread, the opposite side perspective view being identical thereto; and,

FIG. 2 is a enlarged fragmentary front elevation view of the tire tread thereof.

The broken line disclosure of the tire sidewall and inner bead is for illustrative purposes only and forms no part of the claimed design.

1 Claim, 2 Drawing Sheets



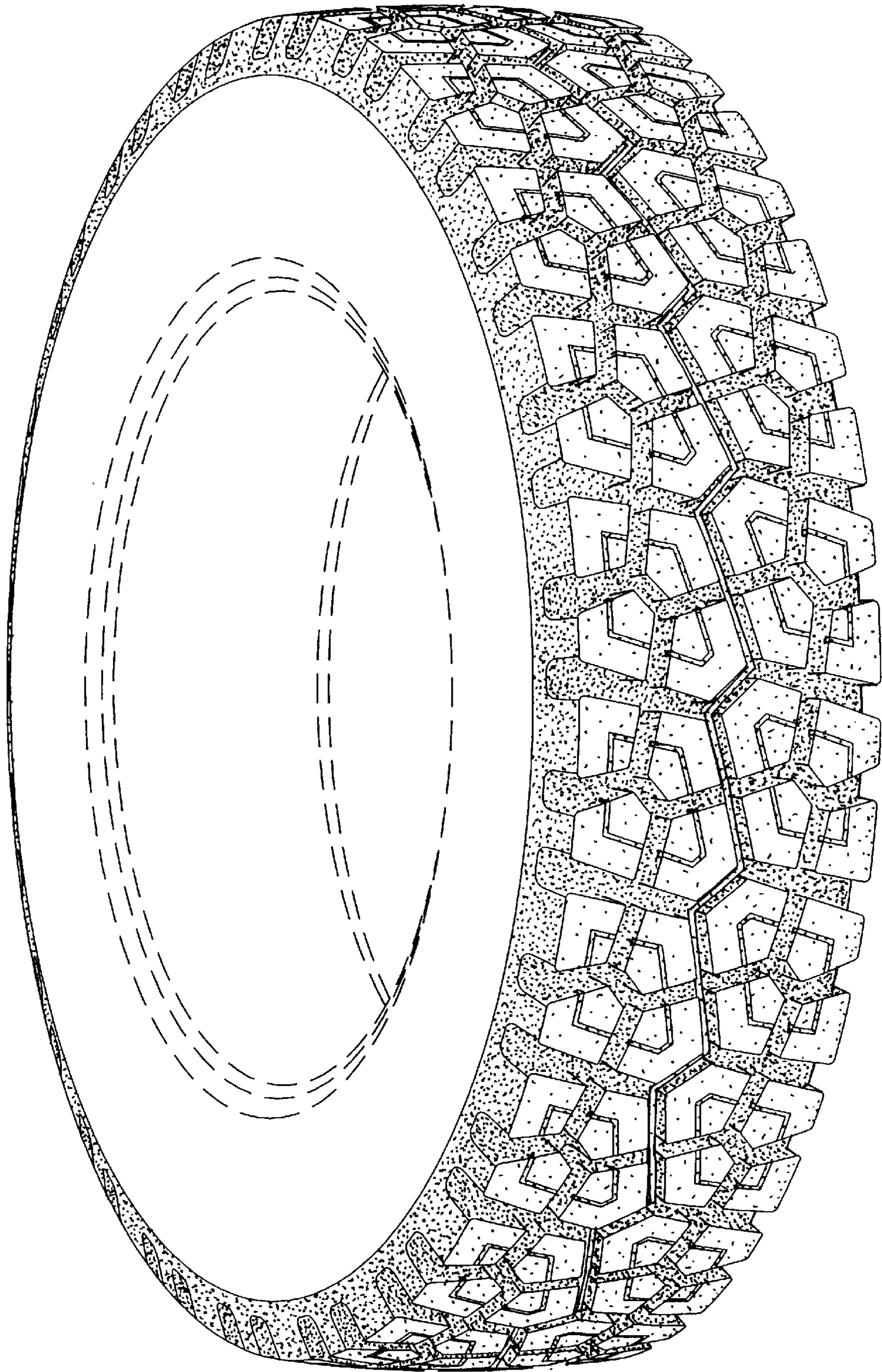


Fig. 1




Fig. 2