



US00D418456S

**United States Patent** [19]  
**Vinasse**

[11] **Patent Number: Des. 418,456**  
[45] **Date of Patent: \*\* Jan. 4, 2000**

[54] **TIRE TREAD**

[75] Inventor: **Eric Philippe Vinasse**, Simpsonville, S.C.

[73] Assignee: **Michelin Recherche Et Technique S.A.**, Switzerland

[\*\*] Term: **14 Years**

[21] Appl. No.: **29/100,742**

[22] Filed: **Feb. 17, 1999**

[51] **LOC (7) Cl.** ..... **12-15**

[52] **U.S. Cl.** ..... **D12/146**

[58] **Field of Search** ..... D12/136-152;  
152/209.1, 209.8, 209.9, 209.11, 209.13,  
209.16, 209.28, 901, 902, 903

[56] **References Cited**

**U.S. PATENT DOCUMENTS**

D. 297,723 9/1988 Corner ..... D12/147

**FOREIGN PATENT DOCUMENTS**

DM/0290374 4/1994 WIPO .

**OTHER PUBLICATIONS**

Douglas Performance 600/700 Tire, 1997 Tread Design Guide, p. 26. Jan. 1, 1997.

Heritage Pacemark Metric TR Tire, 1997 Tread Design Guide, p. 40. Apr. 4, Jan. 1997.

Summit Touring TLR Tire, 1997 Tread Design Guide, p. 73. Jan. 3, 1997.

Tread Design Guide, 1997, p. 82 Avon Ranger CR41.

Tread Design Guide, 1997, p. 92 Dunlop SP351.

Tread Design Guide, 1997, p. 106 Marshall Powe Guard A/T 822.

Tread Design Guide, 1997, p. 114 Pirelli P300 APT.

Tread Design Guide, 1997, p. 143 Goodyear UniSteel G362.

Tread Design Guide, 1997, p. 147 Keyy-Springfield Armor-Steel KDMI.

Tread Design guide, 1992, p. 118 Marshall Power Guard AT 822.

Tread Design Guide, 1992, p. 128 Riken Overland A/P.

*Primary Examiner*—Robert M. Spear

*Attorney, Agent, or Firm*—Alan A. Csontos; Robert R. Reed

[57] **CLAIM**

The ornamental design for a tire tread, as shown and described.

**DESCRIPTION**

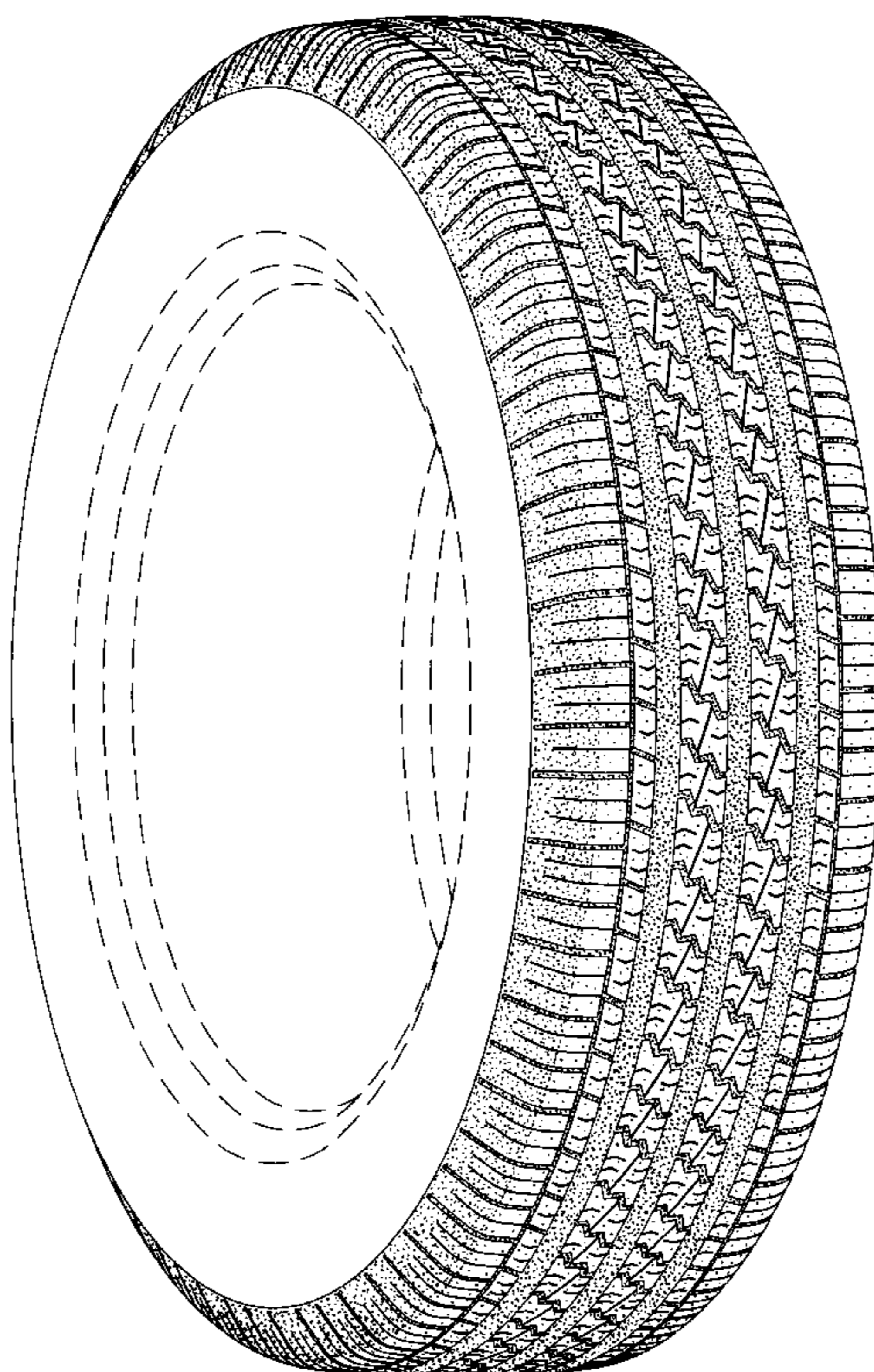
FIG. 1 is a perspective view of a tire tread showing my new design, it being understood that the tread pattern repeats uniformly throughout the outer surface and shoulder circumference the tire tread, the opposite side perspective view being identical thereto; and,

FIG. 2 is an enlarged fragmentary front elevation view of the tire tread thereof.

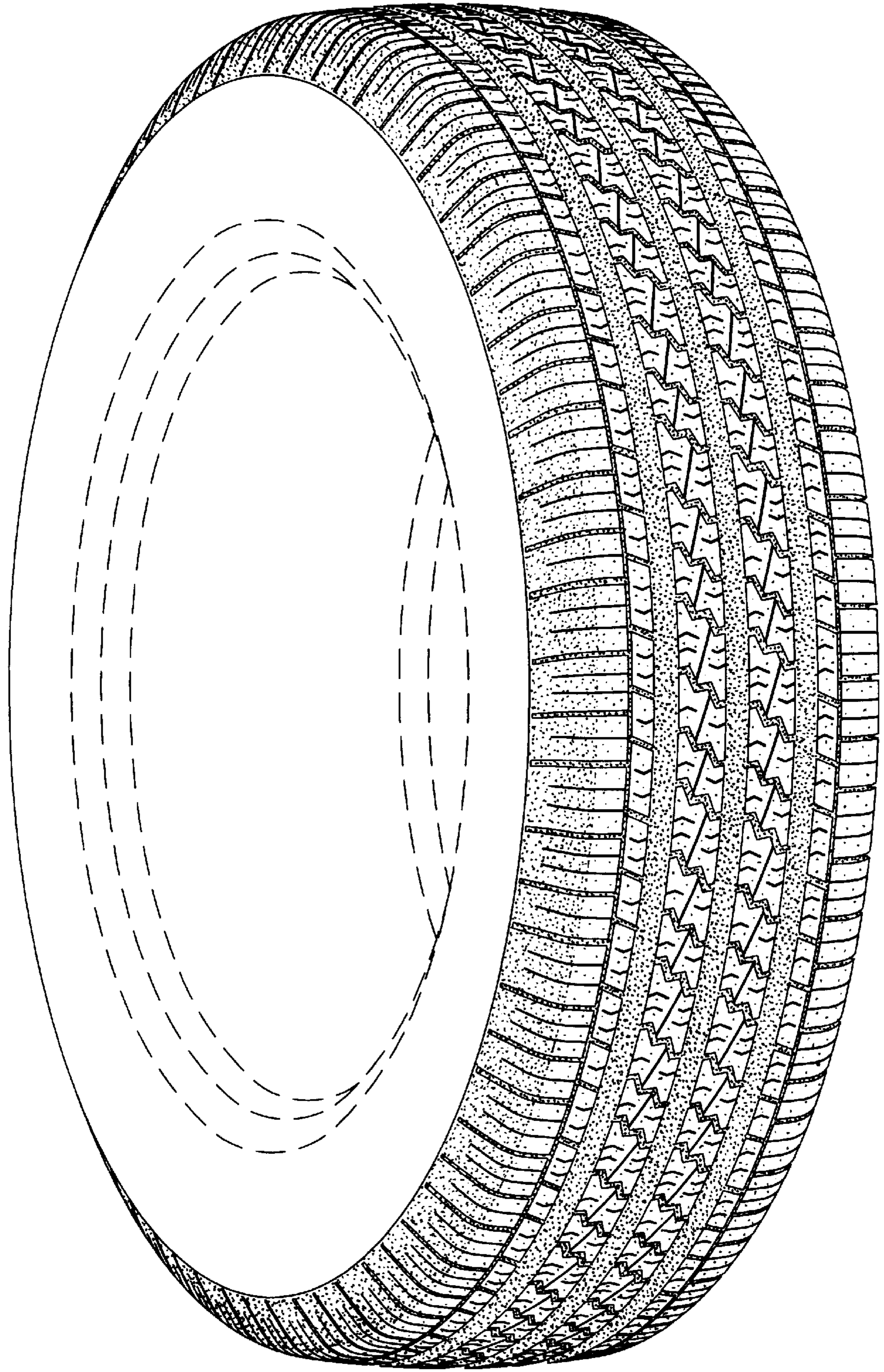
The broken line disclosure of the tire sidewall and inner bead is for illustrative purposes only and forms no part of the claimed design.

In the drawings, the dark stippled surface shading represents the recessed portion of the tread grooves, having a depth as best shown in FIG. 2.

**1 Claim, 2 Drawing Sheets**

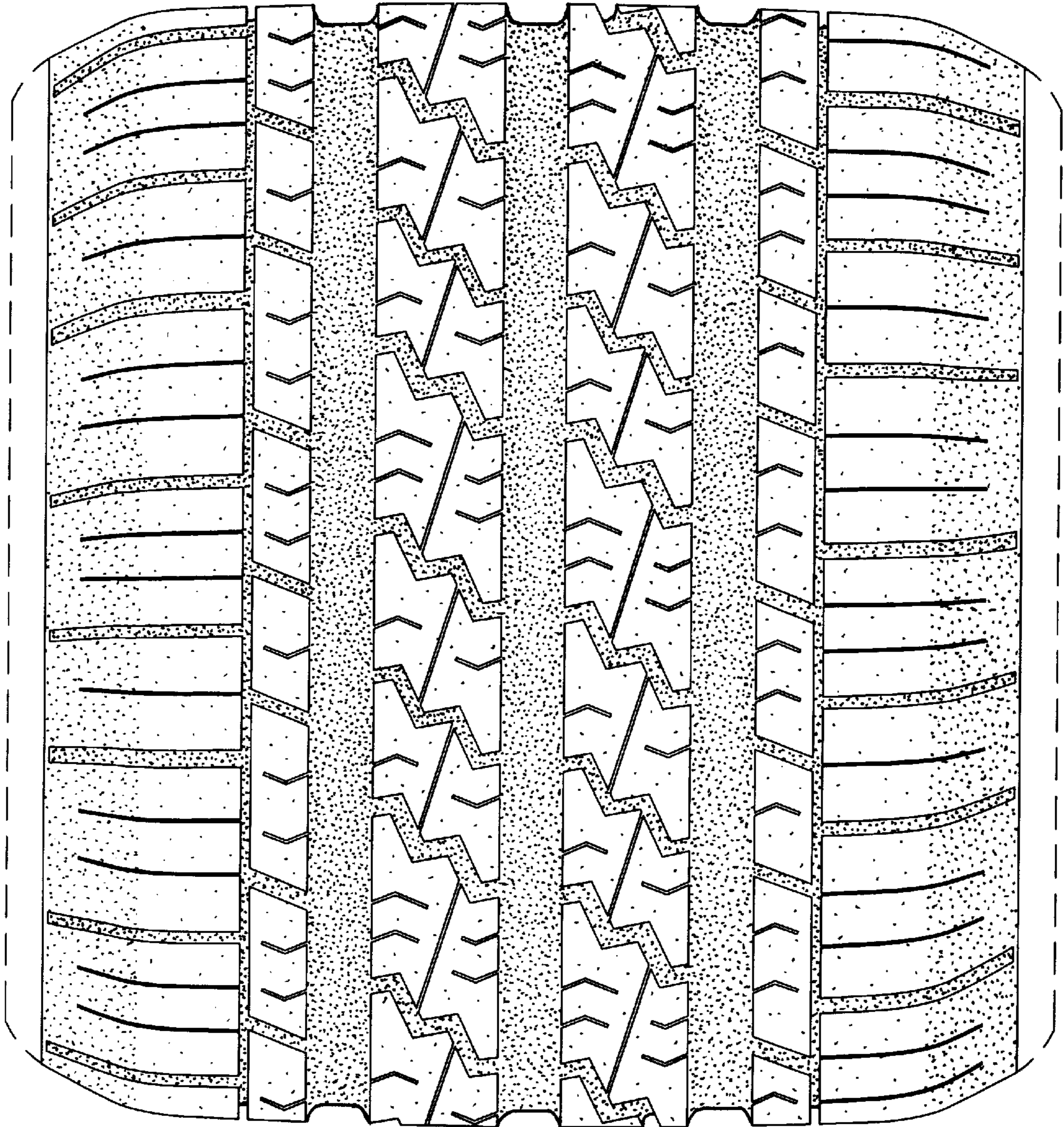






*Fig. 1*





*Fig. 2*