



US00D418430S

**United States Patent** [19]  
**Moriai**

[11] **Patent Number: Des. 418,430**  
[45] **Date of Patent: \*\* Jan. 4, 2000**

[54] **WATCH CASE**

[75] **Inventor: Ryusuke Moriai, Ome, Japan**

[73] **Assignee: Casio Keisanki Kabushiki Kaisha, Tokyo, Japan**

[\*\*] **Term: 14 Years**

[21] **Appl. No.: 29/108,718**

[22] **Filed: Aug. 2, 1999**

[51] **LOC (7) Cl. .... 10-02**

[52] **U.S. Cl. .... D10/30; D10/38**

[58] **Field of Search .... D10/1-40, 122-132;  
368/280-282, 276-277, 28-30, 285, 239-242,  
82-84, 41-44**

[56] **References Cited**

**U.S. PATENT DOCUMENTS**

- D. 394,397 5/1998 Goto ..... D10/30
- D. 396,418 7/1998 Goto ..... D10/30

- D. 396,648 8/1998 Moriai ..... D10/30
- D. 402,566 12/1998 Moriai ..... D10/30
- D. 412,854 8/1999 Oshita ..... D10/30
- D. 414,121 9/1999 Hanagata ..... D10/30

*Primary Examiner*—Nelson C. Holtje  
*Attorney, Agent, or Firm*—Frishauf, Holtz, Goodman,  
Langer & Chick, P.C.

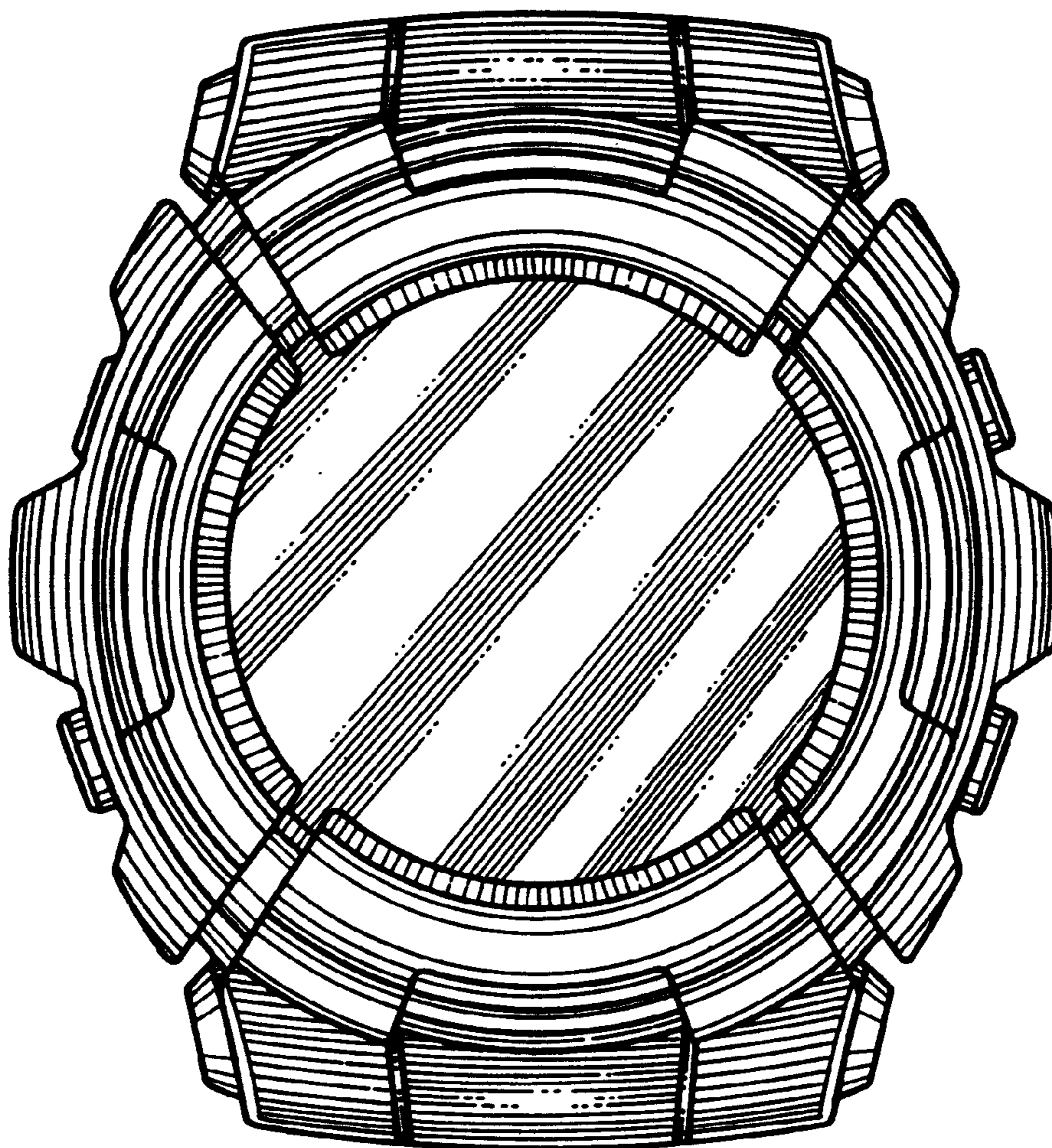
[57] **CLAIM**

The ornamental design for watch case, as shown.

**DESCRIPTION**

FIG. 1 is a front elevational view of watch case showing my new design;  
FIG. 2 is a right side elevational view thereof;  
FIG. 3 is a left side elevational view thereof;  
FIG. 4 is a top plan view thereof;  
FIG. 5 is a bottom plan view thereof;  
FIG. 6 is a rear elevational view thereof; and,  
FIG. 7 is a perspective view thereof.

**1 Claim, 3 Drawing Sheets**



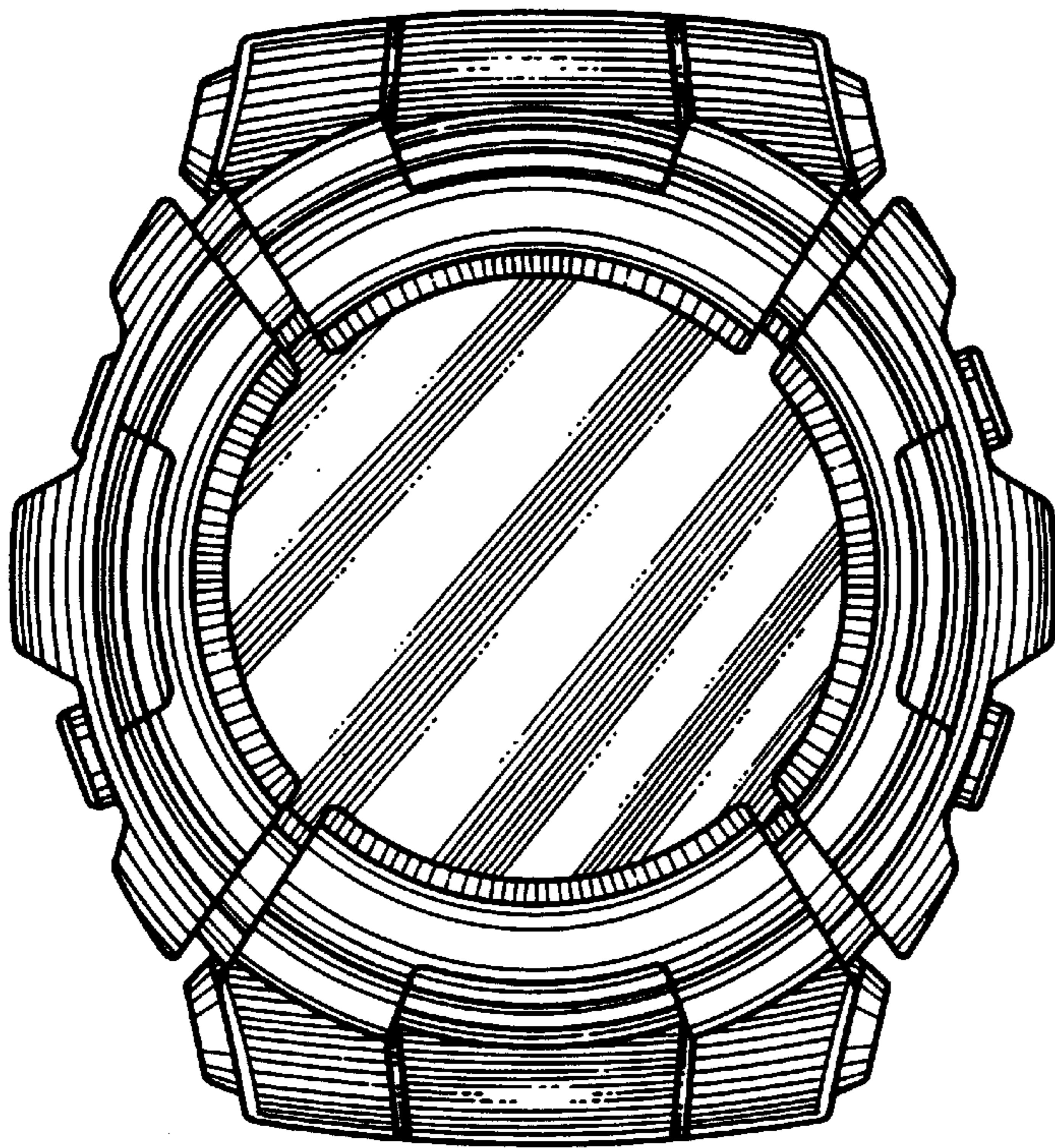


FIG. 1




FIG. 2




FIG. 5






FIG. 4

FIG. 6





FIG. 3



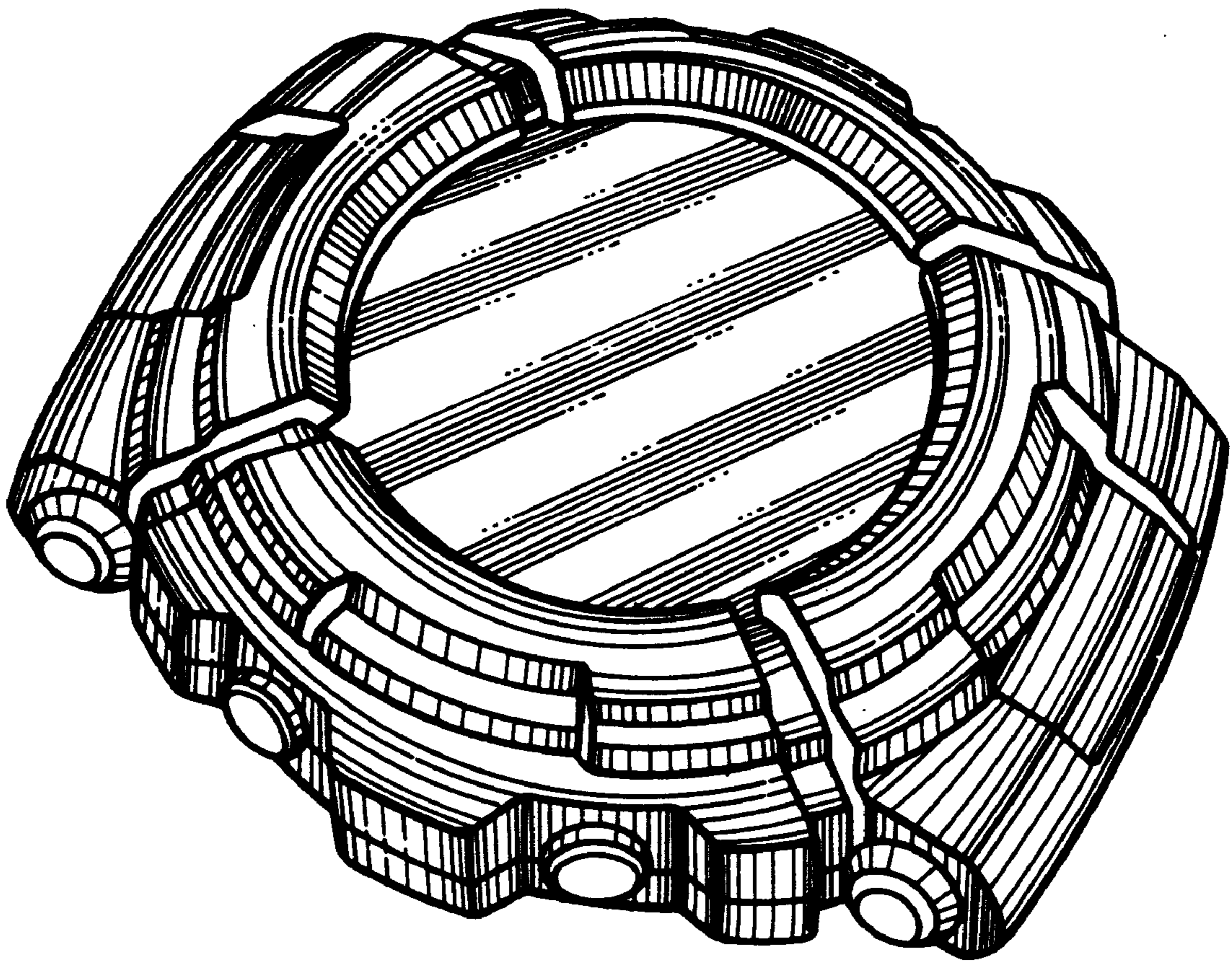


FIG. 7