



US00D418417S

**United States Patent** [19]  
**Hollinger**

[11] **Patent Number: Des. 418,417**  
[45] **Date of Patent: \*\* Jan. 4, 2000**

[54] **WINE BOTTLE STOPPER-POURER**

2,872,060 2/1959 Brune et al. .... 215/364  
3,129,020 4/1964 Bujnowski ..... 222/569 X  
3,429,488 2/1969 Micallef ..... 222/570

[75] Inventor: **Fred Hollinger**, Kings Park, N.Y.

[73] Assignee: **E & B Giftware, Inc.**, Yonkers, N.Y.

*Primary Examiner*—Cathron B. Matta  
*Attorney, Agent, or Firm*—Stanley J. Yavner

[\*\*] Term: **14 Years**

[57] **CLAIM**

[21] Appl. No.: **29/106,422**

The ornamental design for a wine bottle stopper-pourer, as shown and described.

[22] Filed: **Jun. 16, 1999**

**DESCRIPTION**

[51] **LOC (7) Cl.** ..... **09-07**

[52] **U.S. Cl.** ..... **D9/440**

[58] **Field of Search** ..... D9/435, 436, 439,  
D9/440, 447, 449, 544, 545, 417; D7/300,  
300.1, 700; 215/50, 355, 356, 364; 222/460,  
566, 567, 568, 569, 570, 571

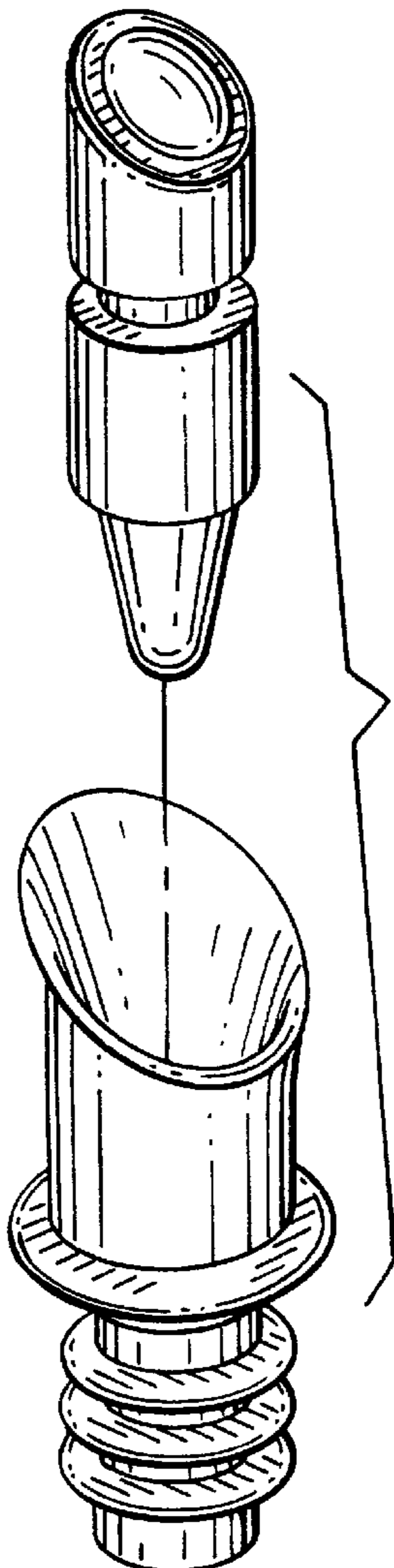
FIG. 1 is a left side, front and top isometric view of a wine bottle stopper-pourer, showing my new design;  
FIG. 2 is a top plan view thereof;  
FIG. 3 is a front elevational view thereof;  
FIG. 4 is a bottom plan view thereof;  
FIG. 5 is a right side elevational view thereof;  
FIG. 6 is a rear elevational view thereof; and,  
FIG. 7 is a left side, front and top isometric view of my new design, showing the parts thereof in extended orientation.

[56] **References Cited**

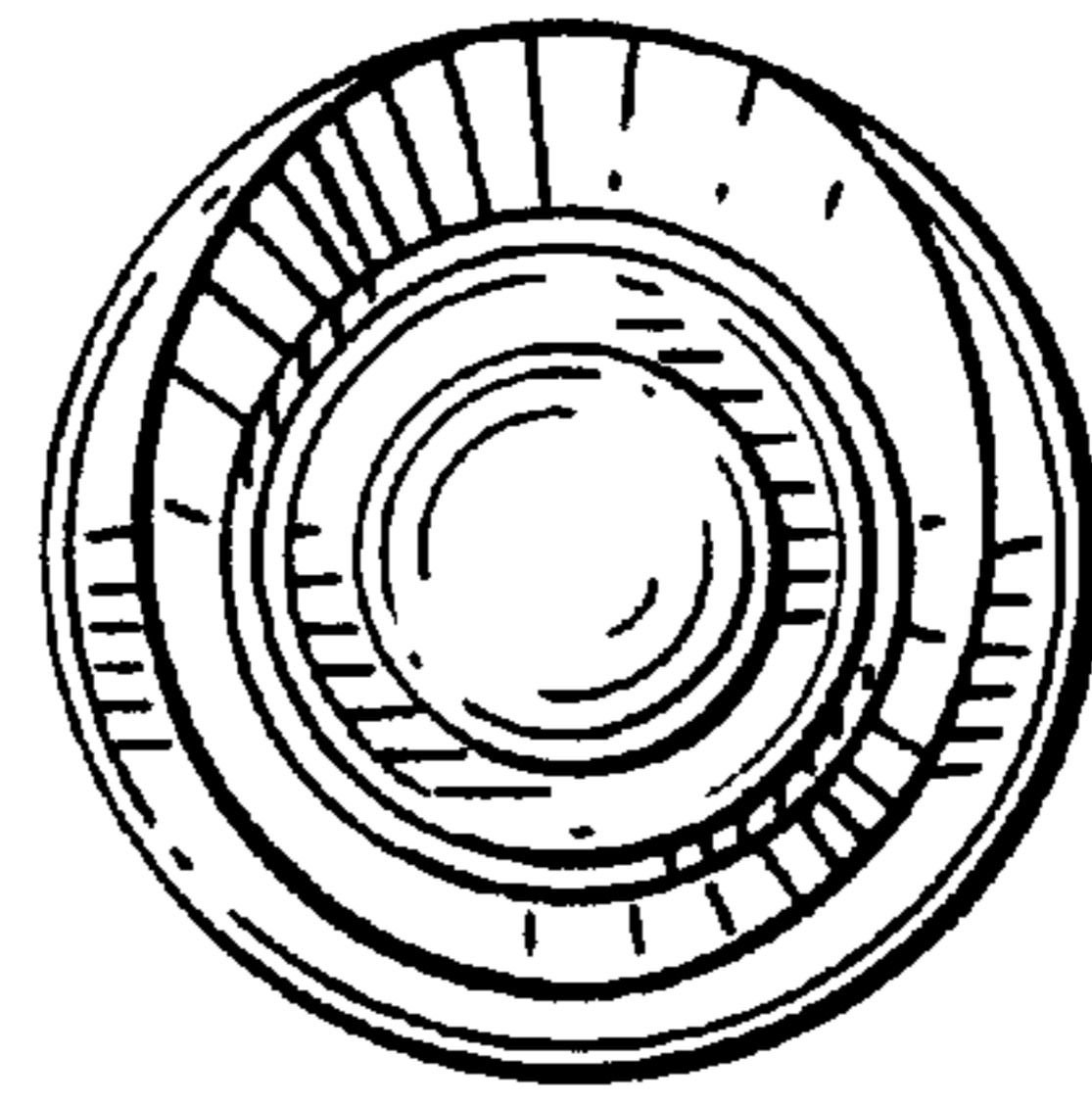
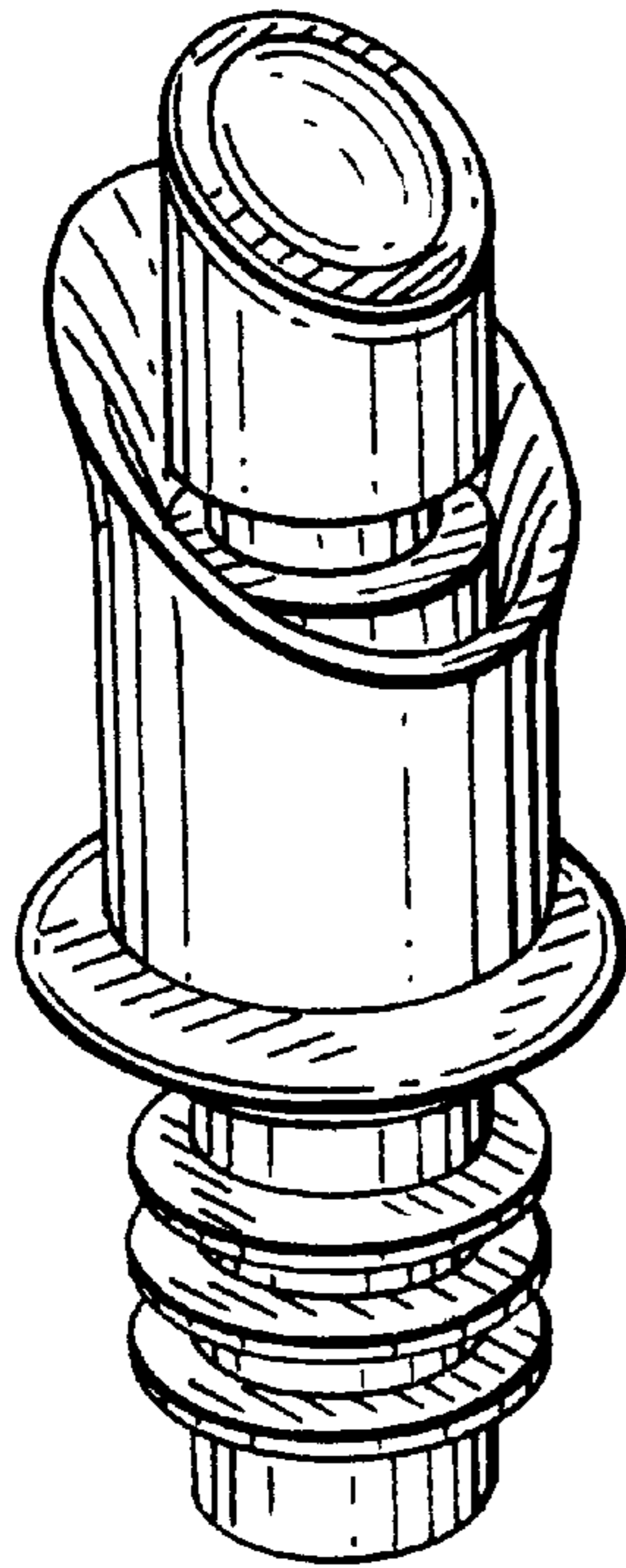
**U.S. PATENT DOCUMENTS**

D. 261,212 10/1981 Mills ..... D7/700  
D. 284,553 7/1986 Collister ..... D9/435

**1 Claim, 2 Drawing Sheets**




*FIG. 1*





*FIG. 2*

*FIG. 3*



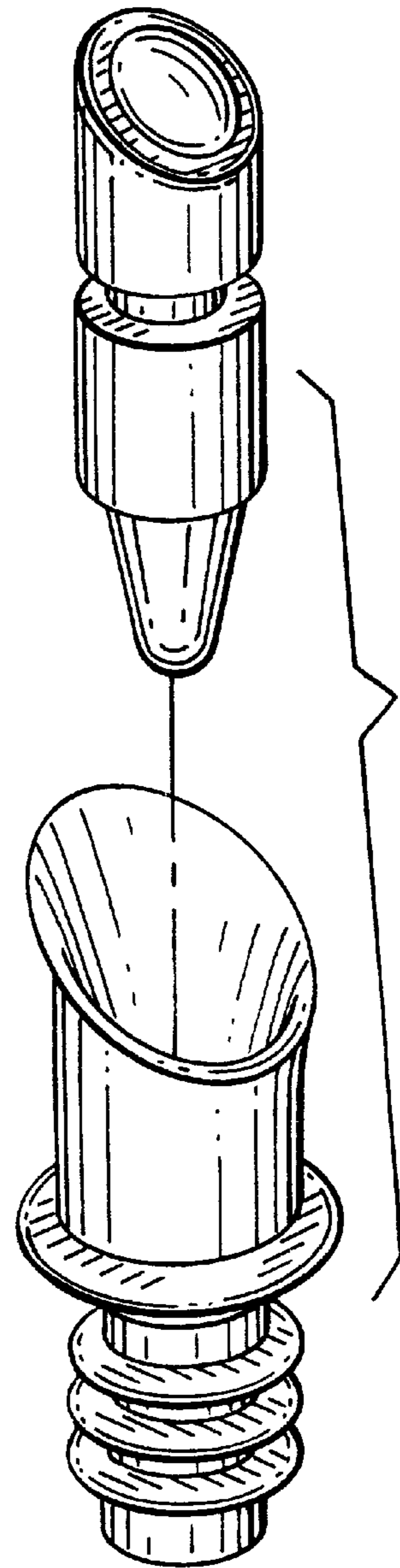
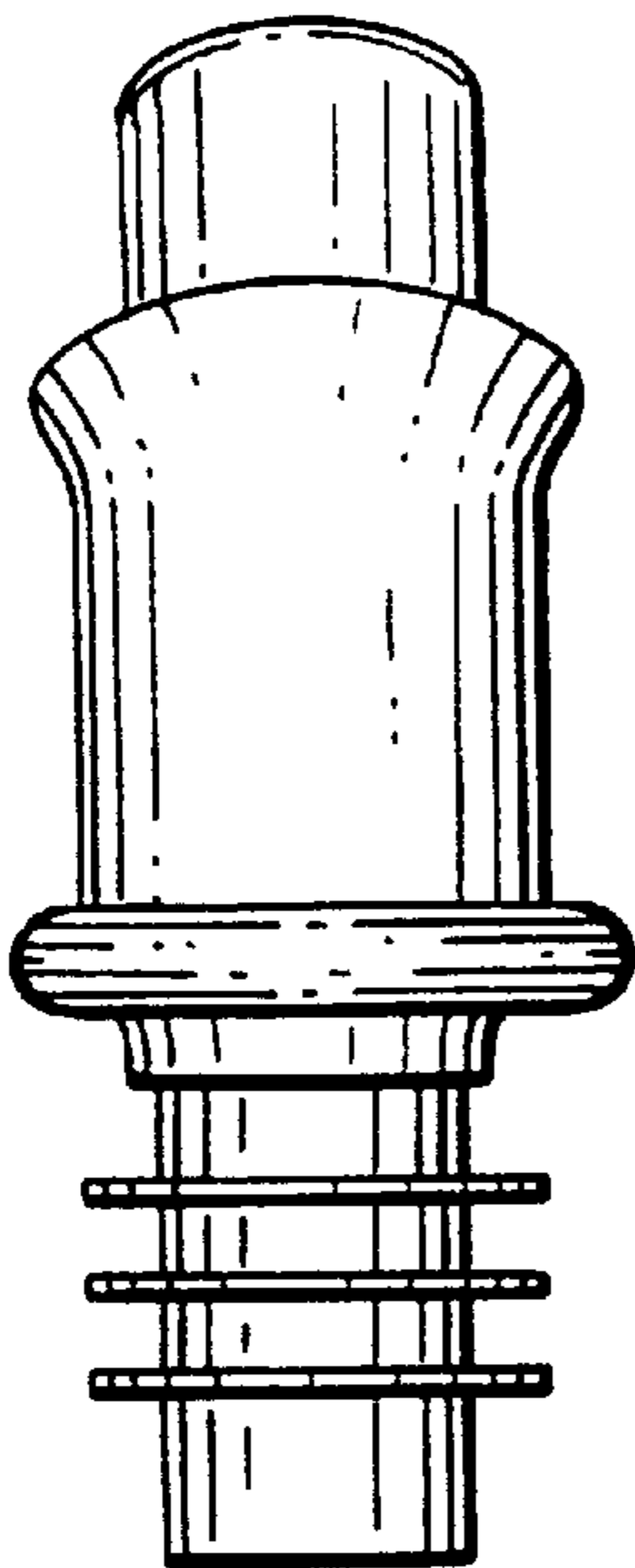
*FIG. 4*





*FIG. 5*

*FIG. 6*



*FIG. 7*