



US00D418389S

United States Patent [19] O'Neil

[11] **Patent Number: Des. 418,389**
[45] **Date of Patent: ** Jan. 4, 2000**

[54] **PULL**
[75] Inventor: **Robert A. O'Neil**, Glen Ellyn, Ill.
[73] Assignee: **Newell Operating Co., Ill.**
[**] Term: **14 Years**
[21] Appl. No.: **29/089,609**
[22] Filed: **Jun. 18, 1998**
[51] **LOC (7) Cl. 08-06**
[52] **U.S. Cl. D8/317**
[58] **Field of Search D8/300-302, 315-320;**
D3/276, 279, 281, 282, 291; 16/110 R,
111 R

[56] **References Cited**
U.S. PATENT DOCUMENTS
D. 360,526 7/1995 Roncato D3/276
D. 377,445 1/1997 Caugh et al. D8/317
OTHER PUBLICATIONS
Acme Hardware Co., Inc.; p. 88; Pull No. 58/A 2370, 1965.
Modern Plastic Encyclopedia 1948; p. 1417; pull H, 1948.
Allison Cabinet Hardware; p. 9; pull 69177, 1991.

Primary Examiner—B. J. Bullock
Attorney, Agent, or Firm—Foley & Lardner

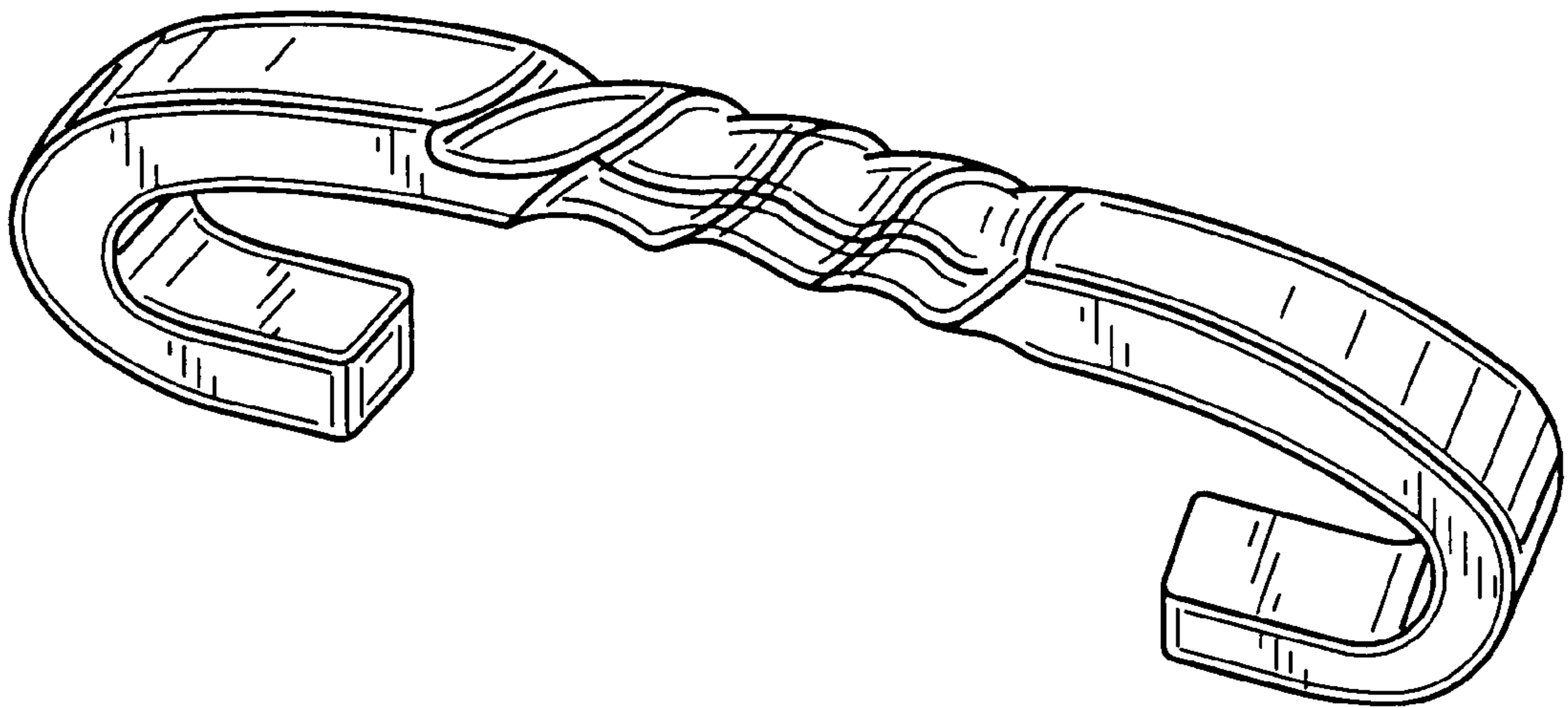
[57] **CLAIM**

The ornamental design for a pull, as shown and described.

DESCRIPTION

FIG. 1 is a top perspective view of a pull showing the new design.
FIG. 2 is a top plan view of the design.
FIG. 3 is a front elevation view of the design. The rear elevation view is identical thereto.
FIG. 4 is a bottom plan view of the design; and,
FIG. 5 is a right side elevation view of the design. The left side elevation view is identical thereto.
The broken line disclosure in the figures is for illustrative purposes only and forms no part of the claimed design.

1 Claim, 1 Drawing Sheet



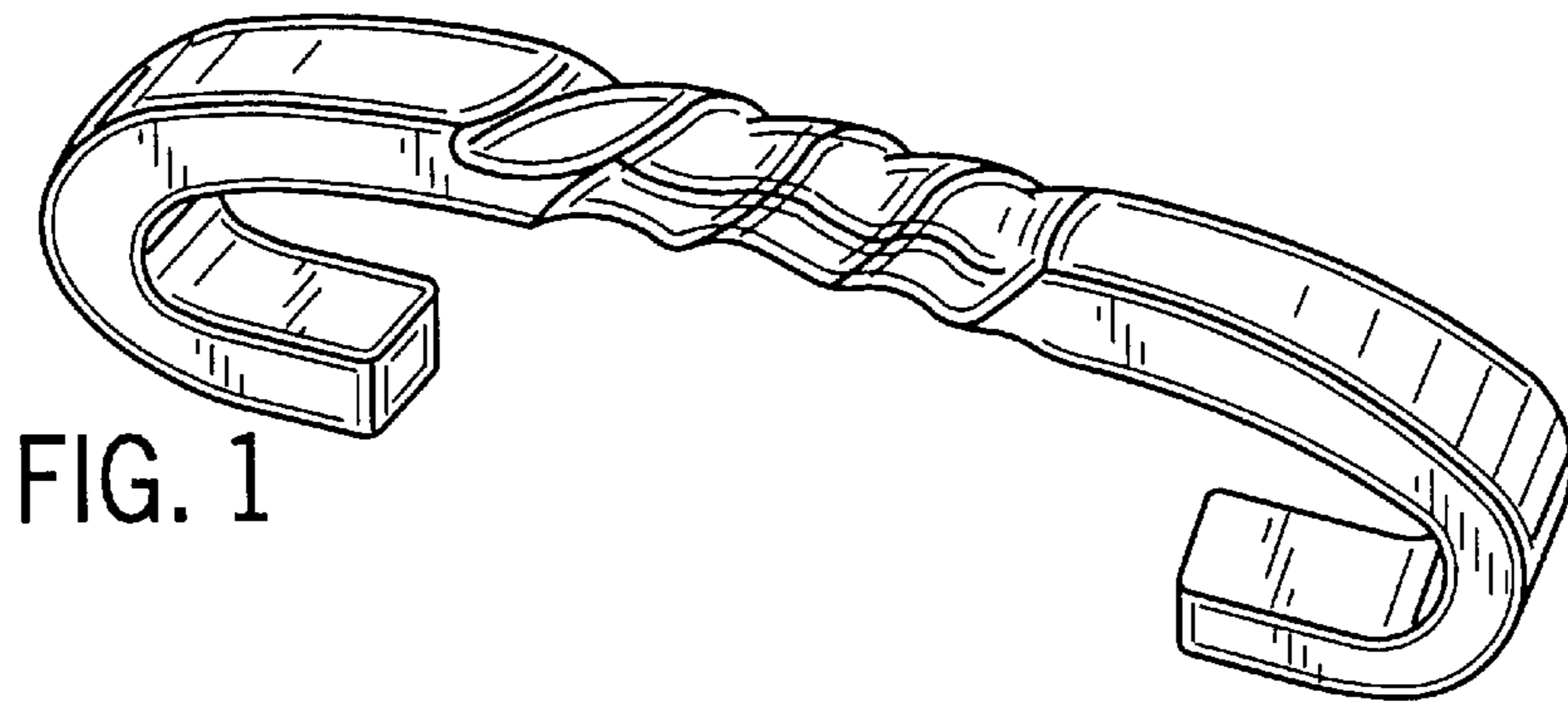


FIG. 1

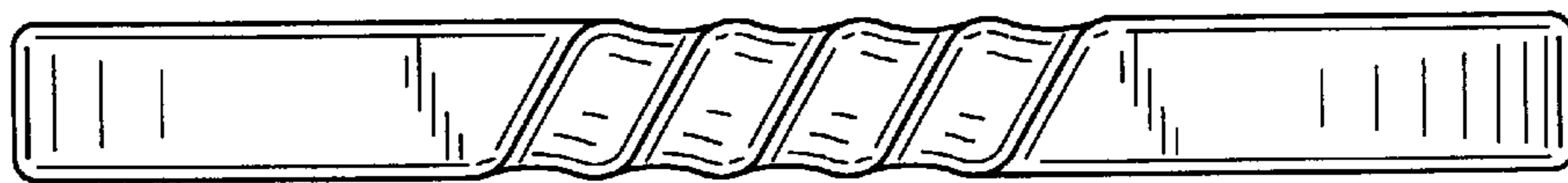


FIG. 2




FIG. 3



FIG. 4

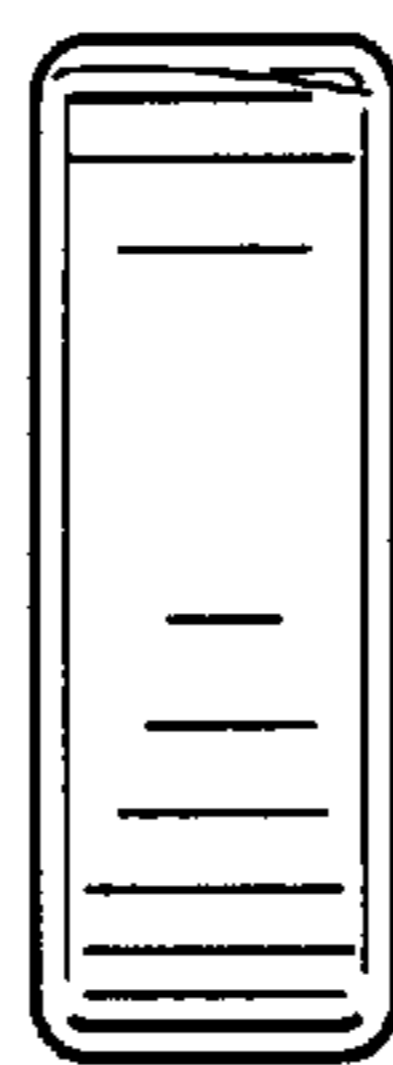


FIG. 5