



US00D418383S

United States Patent [19]
Bradichansky

[11] **Patent Number: Des. 418,383**
[45] **Date of Patent: ** Jan. 4, 2000**

[54] **FOLDING KNIFE**

[75] **Inventor: Eduard Bradichansky, Kiryat Eqron
Neve Eshkol, Israel**

[73] **Assignee: Spyderco, Inc., Golden, Colo.**

[**] **Term: 14 Years**

[21] **Appl. No.: 29/095,603**

[22] **Filed: Oct. 26, 1998**

[51] **LOC (7) Cl. 08-03**

[52] **U.S. Cl. D8/99**

[58] **Field of Search D8/98, 99, 107;
D22/118; 30/151, 152, 153, 154, 155, 156,
157, 158, 159, 160, 161, 162**

[56] **References Cited**

U.S. PATENT DOCUMENTS

D. 224,388	7/1972	Wood	D8/99
D. 344,006	2/1994	Glesser	D8/98
D. 349,837	8/1994	Glesser	D8/20
D. 378,982	4/1997	Thompson	D8/99
D. 382,189	8/1997	Viele	D8/99
D. 384,871	10/1997	McWillis	D8/99
D. 387,966	12/1997	Horn	D8/99
D. 389,718	1/1998	Wegner	D8/99
D. 397,017	8/1998	Pardue	D8/99
4,347,665	9/1982	Glesser	30/161

OTHER PUBLICATIONS

“Cutlery Shopp”, Catalog C195, Spring–Summer 1995.

Primary Examiner—Philip S. Hyder
Attorney, Agent, or Firm—Sheridan Ross P.C.

CLAIM

The ornamental design for a folding knife, as shown and described.

DESCRIPTION

FIG. 1 is a front elevational view of a folding knife showing my new design;

FIG. 2 is a bottom plan view;

FIG. 3 is a rear elevational view;

FIG. 4 is a top plan view;

FIG. 5 is a left elevational view;

FIG. 6 is a right elevational rear view;

FIG. 7 is a front elevational view with the folding knife blade in a closed position;

FIG. 8 is a bottom plan view with the folding knife blade in a closed position;

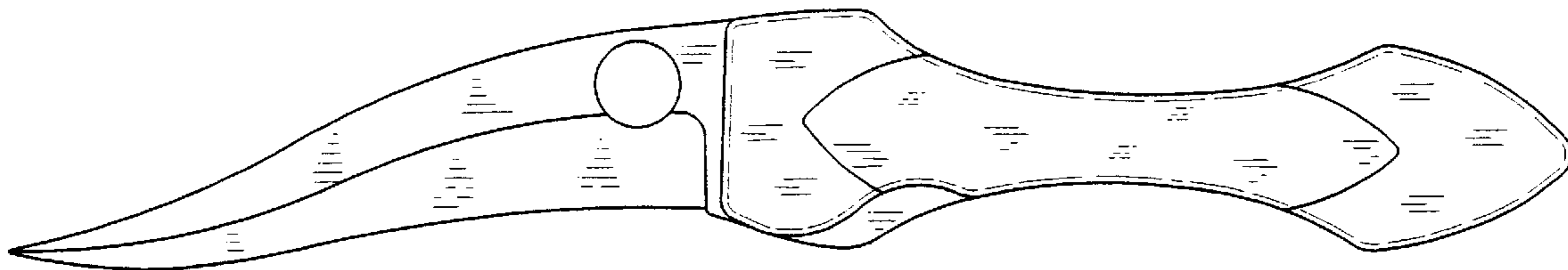
FIG. 9 is a rear elevational view with the folding knife blade in a closed position;

FIG. 10 is a top plan view with the folding knife blade in a closed position;

FIG. 11 is a left end view with the folding knife blade in a closed position; and,

FIG. 12 is a right end view of the folding knife with the knife blade in a closed position.

1 Claim, 6 Drawing Sheets



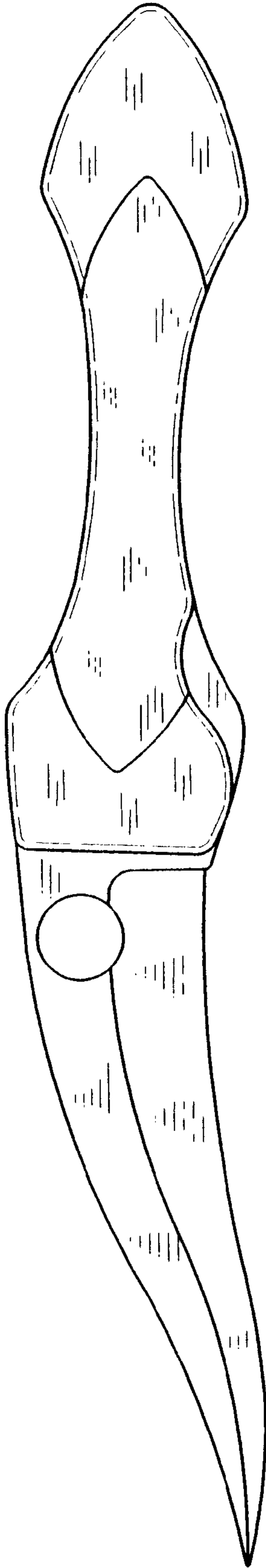


Fig. 1

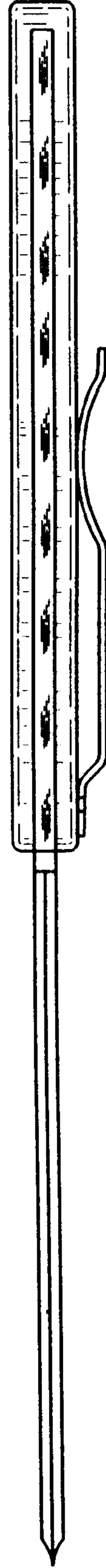


Fig. 2

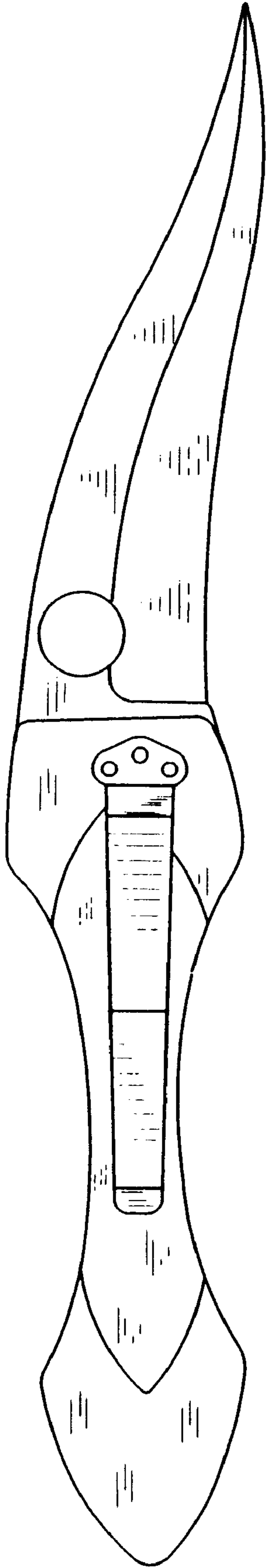


Fig. 3

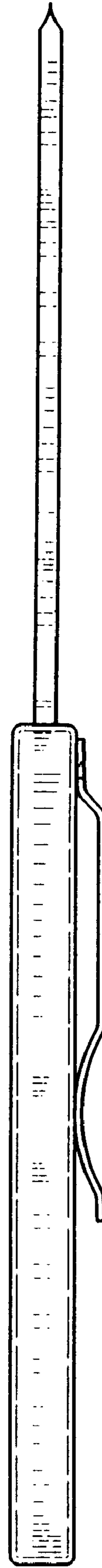


Fig. 4




Fig. 6



Fig. 5

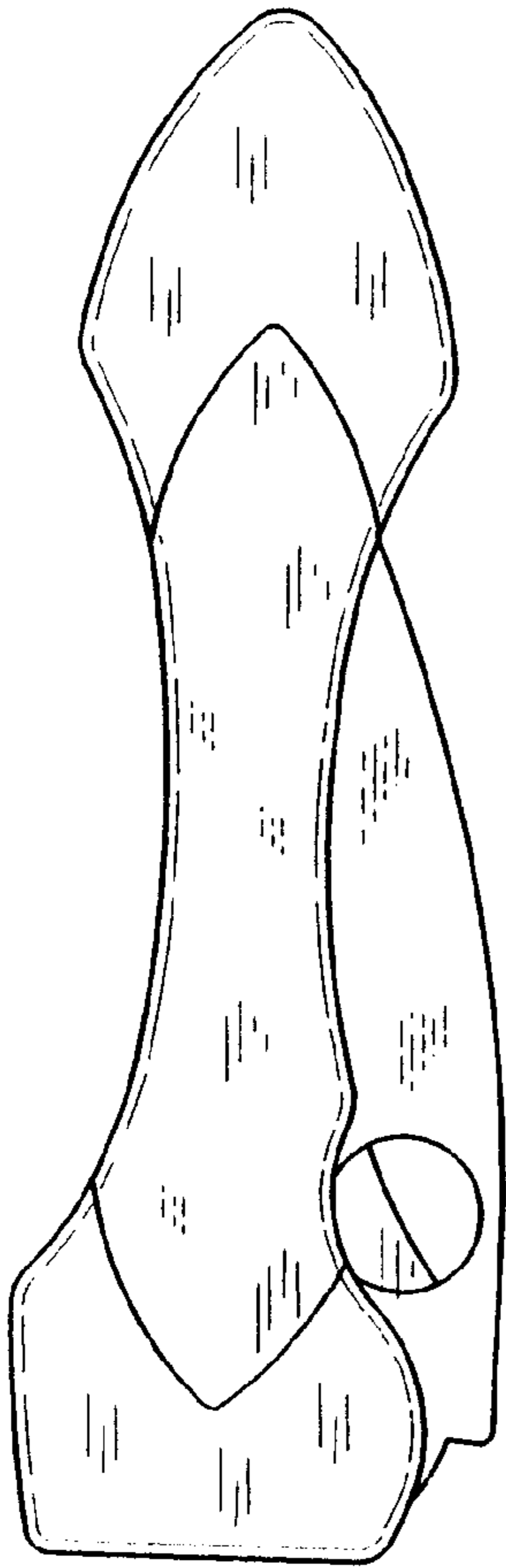


Fig. 7



Fig. 8

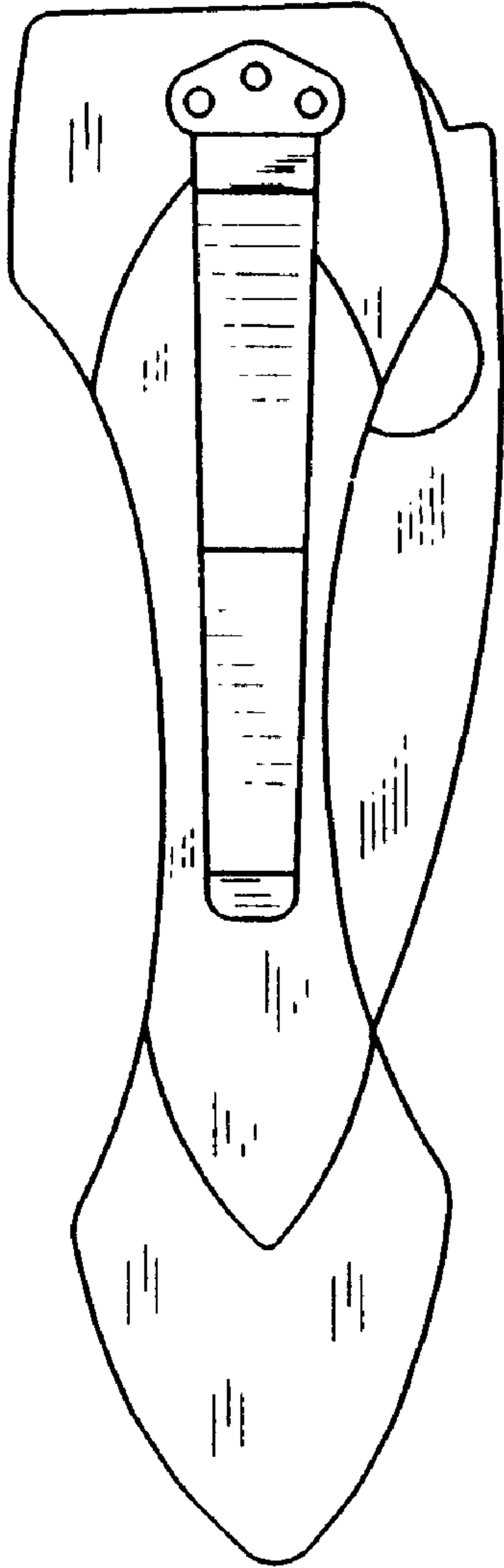


Fig. 9

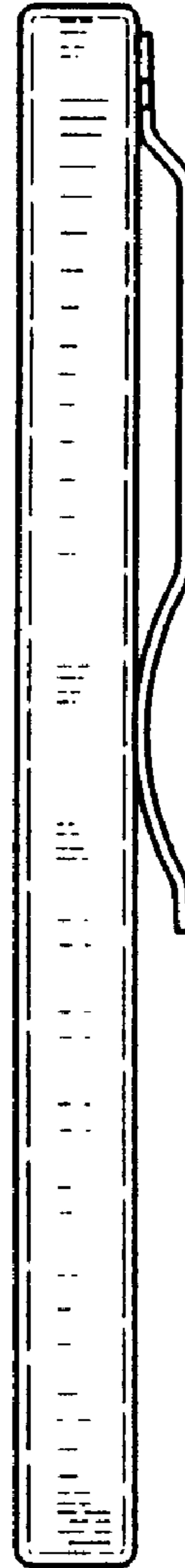


Fig. 10

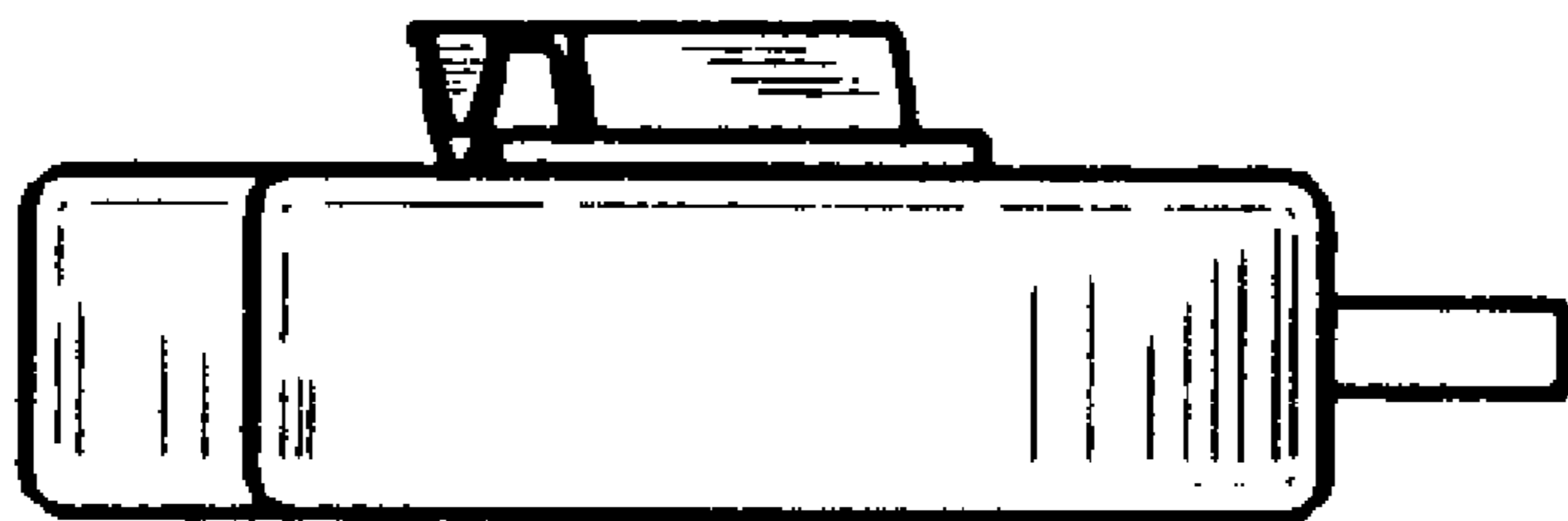


Fig. 12

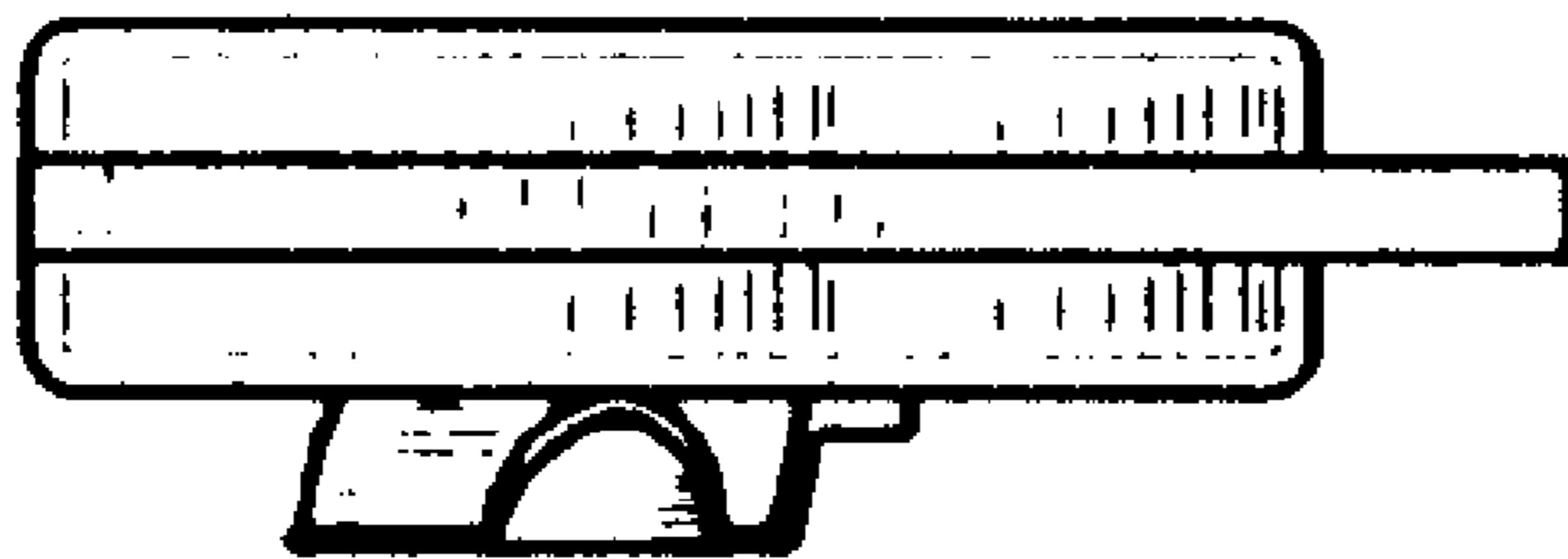


Fig. 11