



US00D418310S

United States Patent [19]

Messersmith

[11] Patent Number: **Des. 418,310**

[45] Date of Patent: **** Jan. 4, 2000**

[54] **BOARD FOR A TEAM DISPLAY OF HOCKEY CARDS**

[75] Inventor: **Ronald J. Messersmith**, Cincinnati, Ohio

[73] Assignee: **Prodisplay, Inc.**, Cincinnati, Ohio

[**] Term: **14 Years**

[21] Appl. No.: **29/085,642**

[22] Filed: **Mar. 26, 1998**

[51] **LOC (7) Cl.** **06-07**

[52] **U.S. Cl.** **D6/303; D6/571; D6/552**

[58] **Field of Search** **D6/570.1, 552, D6/300, 303; D20/43, 23; D21/355, 357; 40/700, 701, 703, 790, 721, 722, 124.1; 206/461, 449; 211/44, 50, 13.1**

[56] **References Cited**

U.S. PATENT DOCUMENTS

- D. 267,533 1/1983 Phillips D6/570 X
- D. 294,508 3/1988 Kight et al. D21/357

- D. 331,677 12/1992 Bates D6/303 X
- D. 339,237 9/1993 Korte D6/303 X
- D. 341,277 11/1993 Smith, II D20/43 X
- D. 351,736 10/1994 Shook D6/303
- D. 358,253 5/1995 Wong D6/570 X
- D. 366,798 2/1996 Messersmith .
- D. 370,698 6/1996 Messersmith .
- D. 388,963 1/1998 Williams D6/303

Primary Examiner—Brian N. Vinson
Attorney, Agent, or Firm—Morris, Manning & Martin, LLP

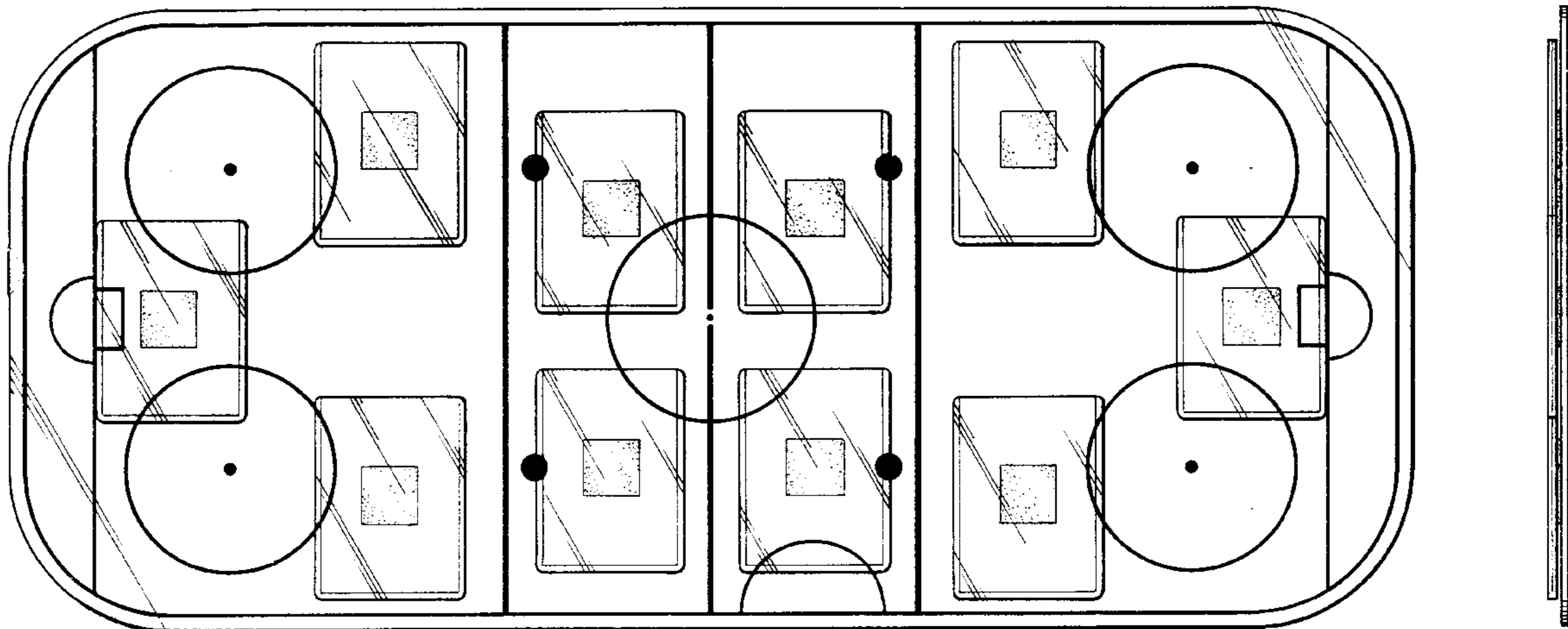
[57] **CLAIM**

The ornamental design for a board for a team display of hockey cards, as shown and described.

DESCRIPTION

FIG. 1 is a front elevation of my new design for a board for a team display of hockey cards;
FIG. 2 is a right end elevation thereof;
FIG. 3 is a top plan thereof;
FIG. 4 is a rear elevation thereof;
FIG. 5 is a left end elevation thereof; and,
FIG. 6 is a bottom plan thereof.

1 Claim, 2 Drawing Sheets



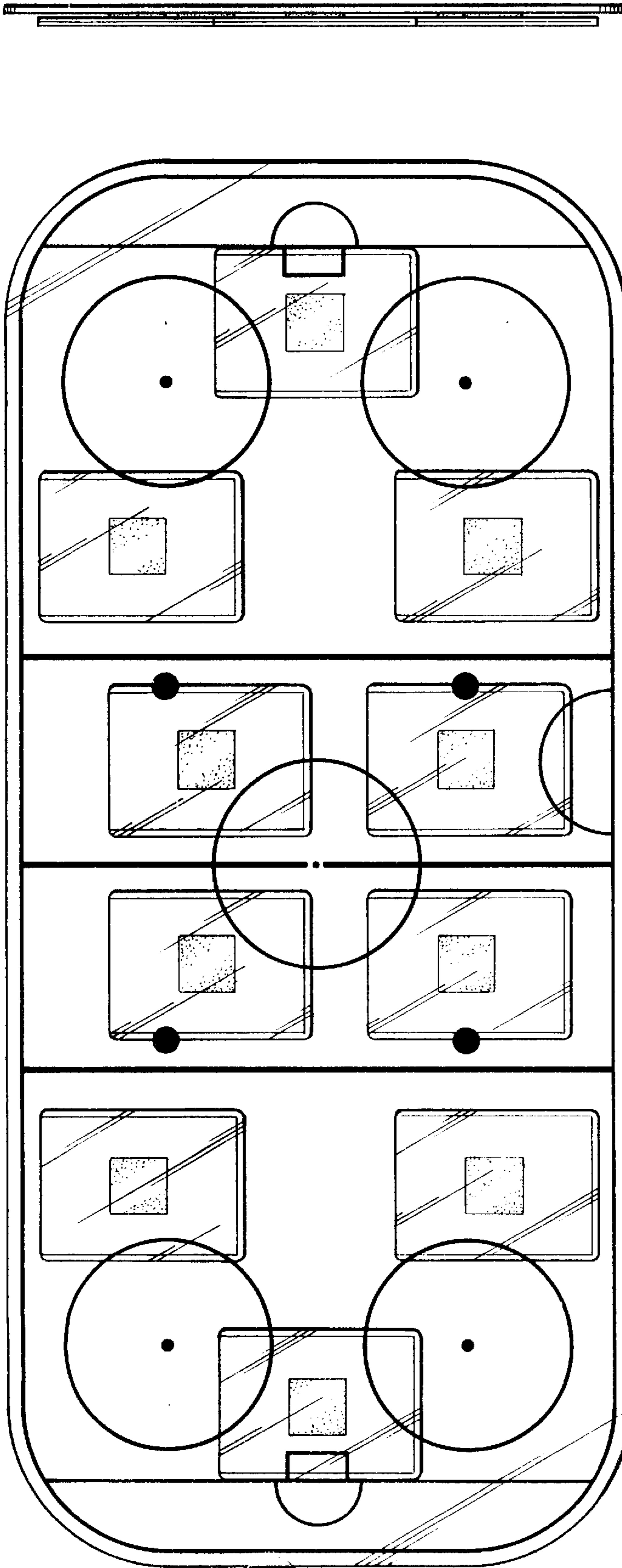


FIG 2



FIG 1

FIG 3



FIG 5




FIG 4



FIG 6