



US00D418308S

United States Patent [19]
Lu

[11] **Patent Number: Des. 418,308**
[45] **Date of Patent: ** Jan. 4, 2000**

[54] **RETROREFLECTIVE SHEETING**

[75] Inventor: **Xiao-Jing Lu**, Yorktown Heights, N.Y.

[73] Assignee: **Reflexite Corporation**, Avon, Conn.

[**] Term: **14 Years**

[21] Appl. No.: **29/083,160**

[22] Filed: **Feb. 5, 1998**

[51] **LOC (7) Cl.** **05-06**

[52] **U.S. Cl.** **D5/99; D5/53**

[58] **Field of Search** D5/24, 25, 32,
D5/35, 37, 38, 39, 52, 53, 57, 58, 99; 162/134,
231; 428/43, 141, 156, 187, 400, 542.6,
904.4, 914; 359/529, 530

[56] **References Cited**

U.S. PATENT DOCUMENTS

| | | | | |
|------------|---------|------------------|-------|---------|
| D. 172,248 | 5/1954 | Ring | | D5/52 |
| D. 183,330 | 8/1958 | Sylvester et al. | | D5/52 |
| 3,096,032 | 7/1963 | Davis | | 359/529 |
| 5,117,304 | 5/1992 | Huang et al. | | 359/529 |
| 5,138,488 | 8/1992 | Szczzech | | 359/529 |
| 5,300,347 | 4/1994 | Underhill et al. | | 428/171 |
| 5,840,405 | 11/1998 | Shusta et al. | | 428/156 |
| 5,840,406 | 11/1998 | Nilsen | | 428/156 |

Primary Examiner—Robert M. Spear
Attorney, Agent, or Firm—Hamilton, Brook, Smith & Reynolds, P.C.

[57] **CLAIM**

The new and ornamental design for retroreflective sheeting, as shown and deccribed.

DESCRIPTION

FIG. 1 is a fragmentary top plan view of the retroreflective sheeting of FIG. 6, showing my new design.

FIG. 2 is a perspective view of a partially rolled section of the sheeting of FIG. 1, on an enlarged scale, taken on the lines of A—A of FIG. 1.

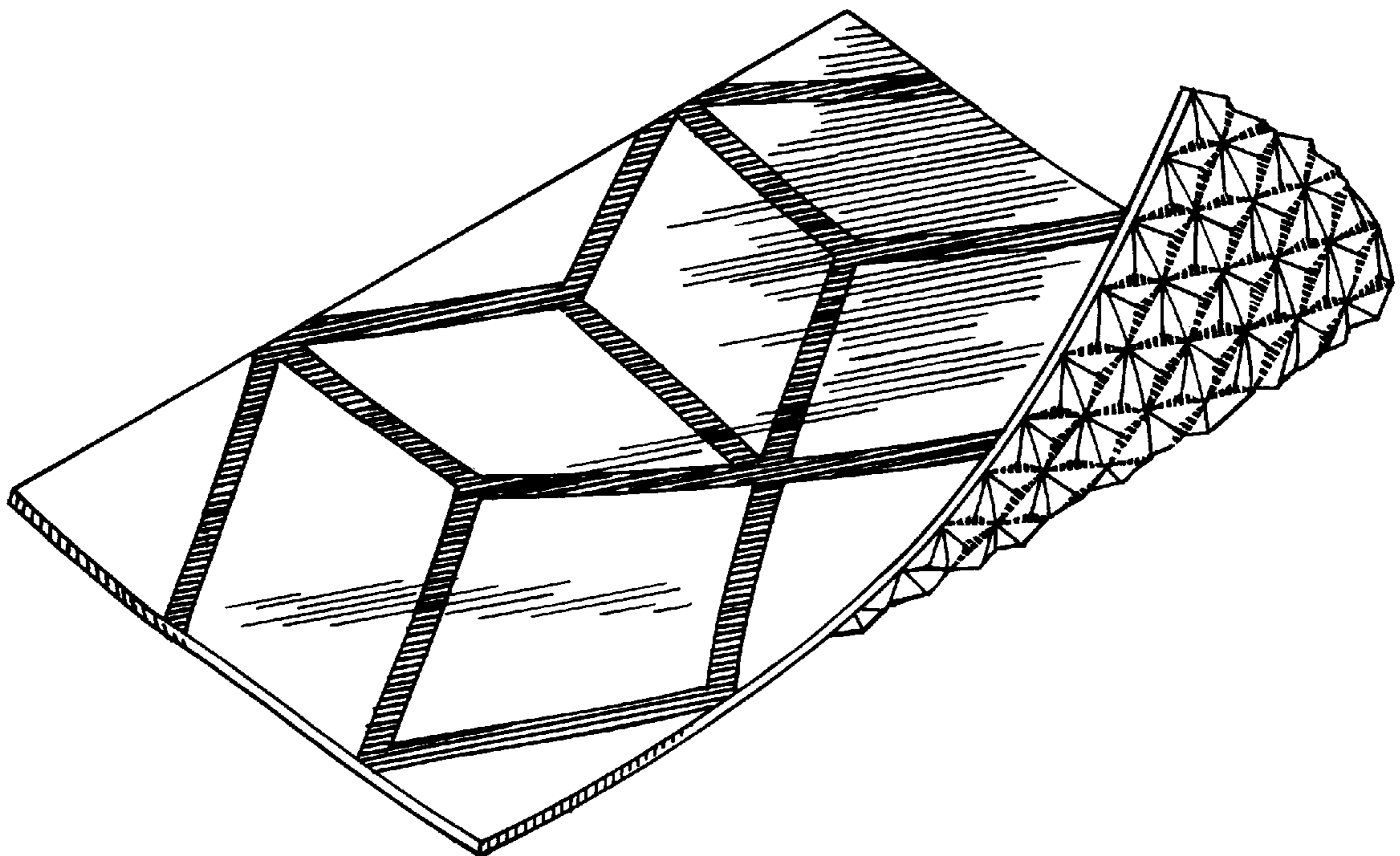
FIG. 3 is a bottom view of a segment of the sheeting of FIG. 1 on an enlarged scale.

FIG. 4 is an enlarged fragmentary right side view of the sheeting, the left side being a mirror image thereof.

FIG. 5 is an enlarged fragmentary front view of the sheeting, the rear being a mirror image thereof; and,

FIG. 6 is a perspective view of retroreflective sheeting, shown applied to an object such as a portion of a vehicle. The broken line showing the portion of a vehicle in FIG. 6 is for illustrative purposes only and forms no part of the claimed design.

1 Claim, 2 Drawing Sheets



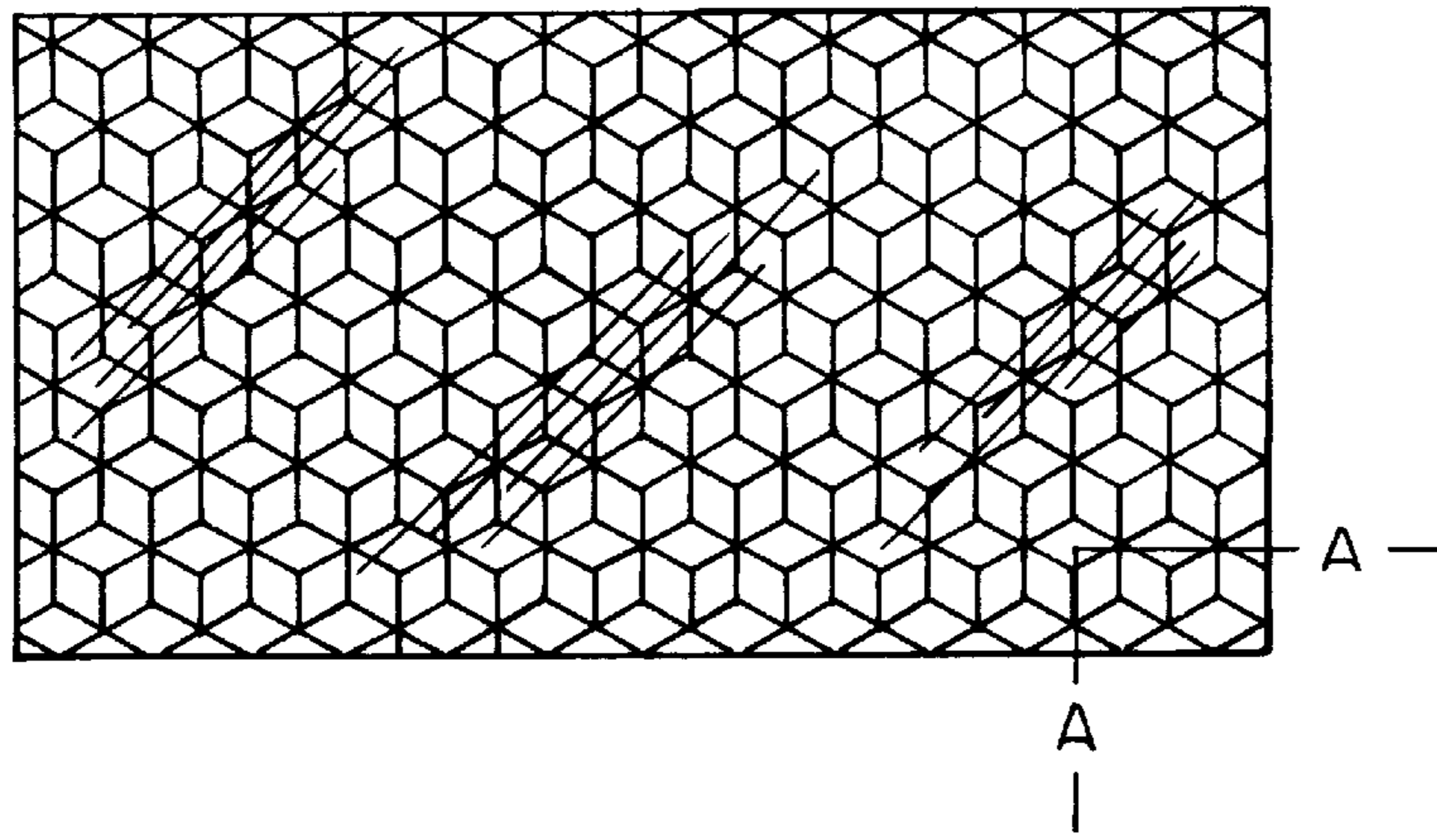


FIG. 1

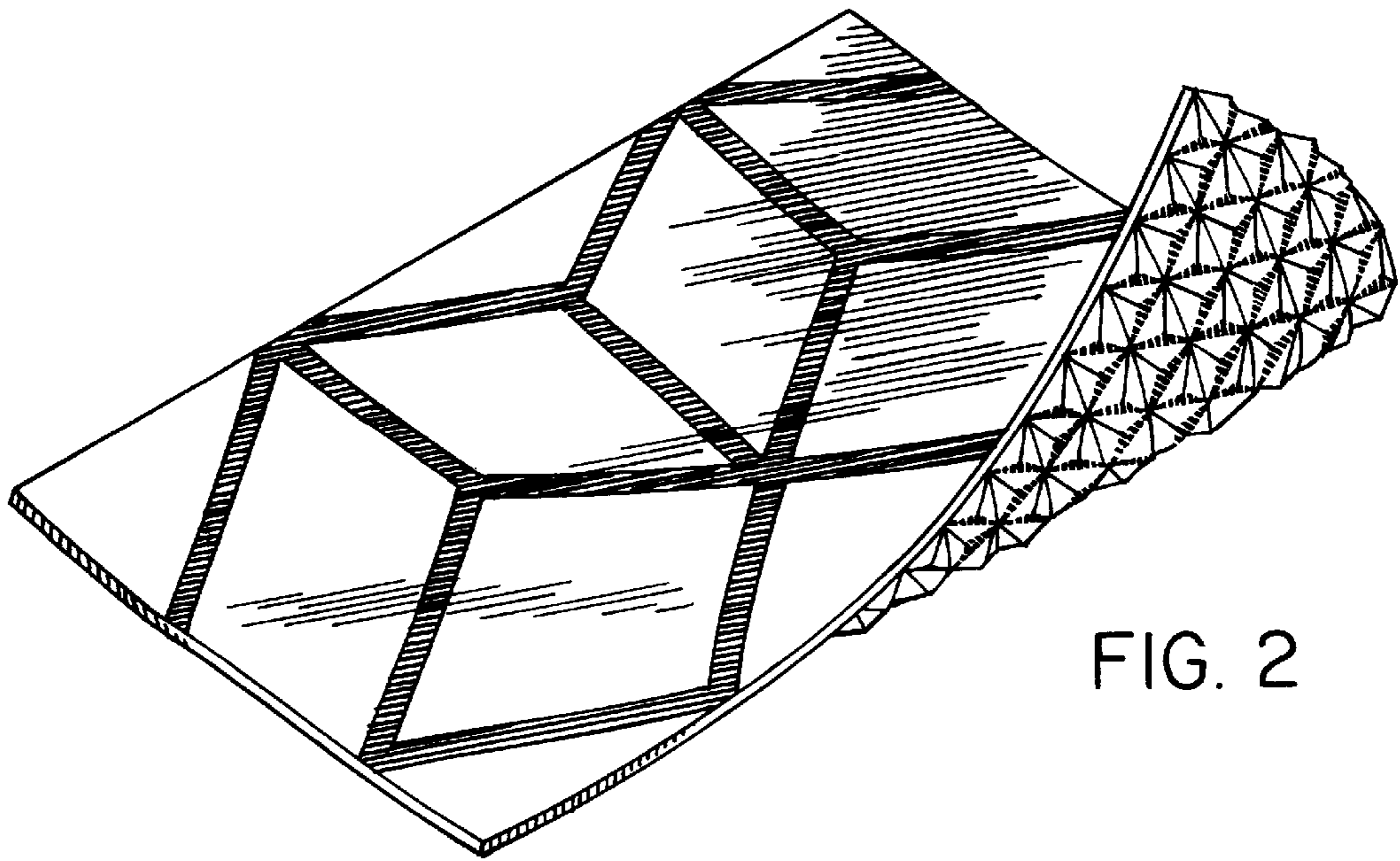


FIG. 2




FIG. 3

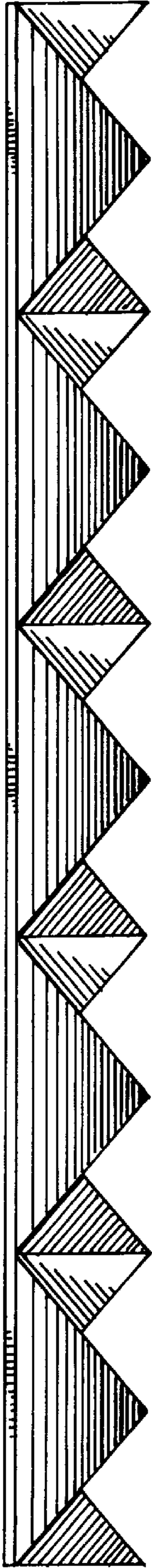


FIG. 4

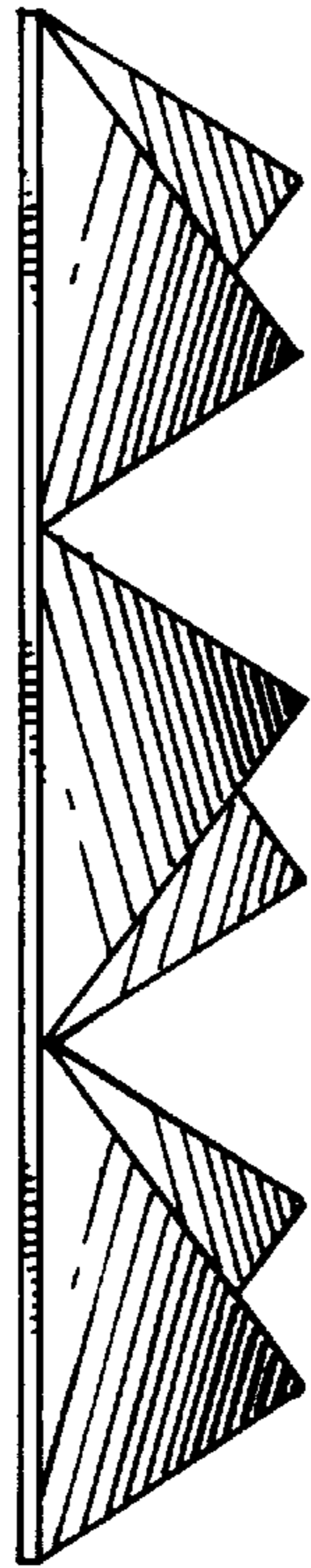


FIG. 5

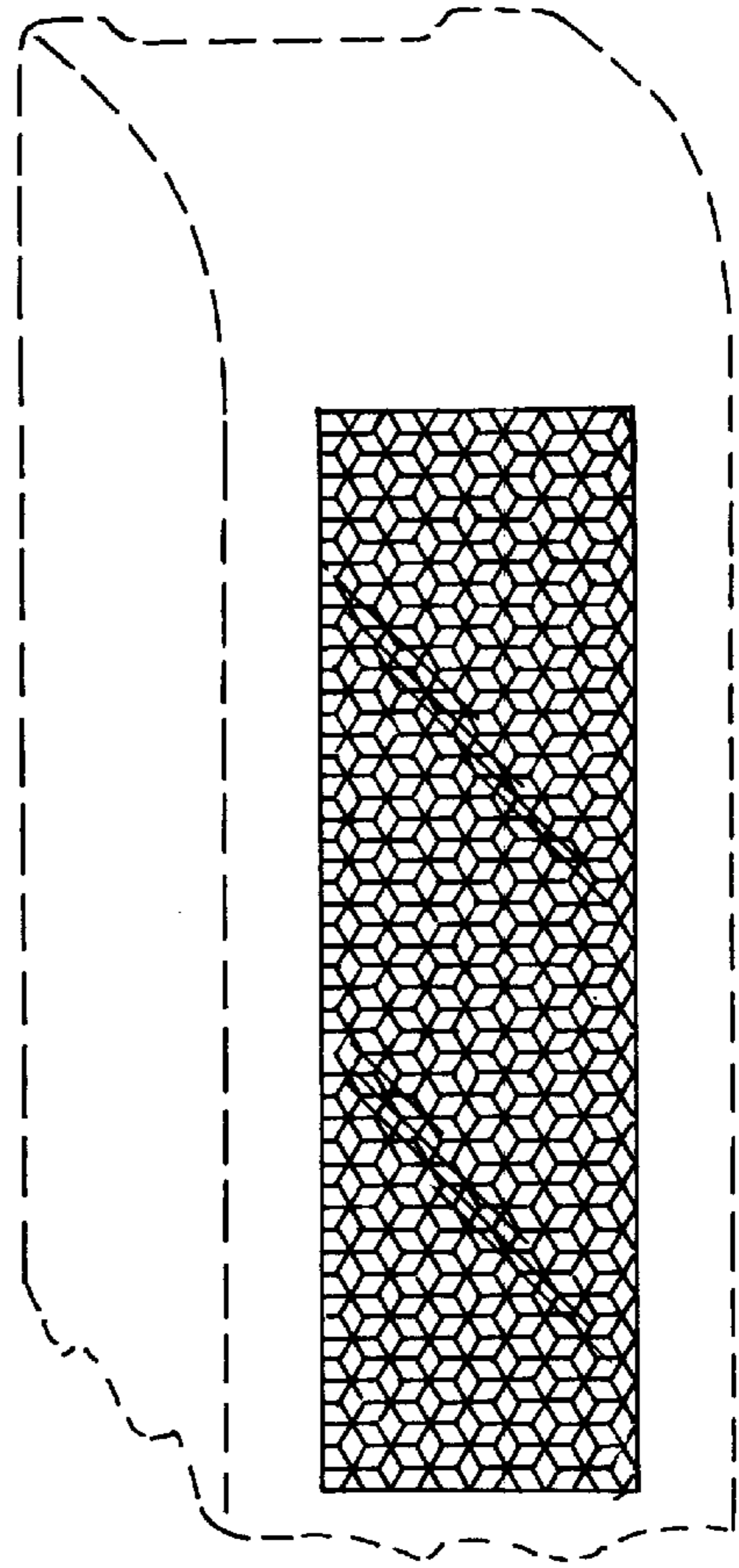


FIG. 6