



US00D418305S

United States Patent [19]

[11] Patent Number: **Des. 418,305**

Zander et al.

[45] Date of Patent: **** Jan. 4, 2000**

- [54] **WIPE**
- [75] Inventors: **Teresa Marie Zander, Bonduel;**
Thomas Joseph Kopacz, Omro, both
of Wis.
- [73] Assignee: **Kimberly-Clark Worldwide, Inc.,**
Neenah, Wis.
- [**] Term: **14 Years**
- [21] Appl. No.: **29/094,064**
- [22] Filed: **Sep. 24, 1998**
- [51] **LOC (7) Cl.** **05-06**
- [52] **U.S. Cl.** **D5/27; D5/53**
- [58] **Field of Search** **D5/24, 25, 27,**
D5/28, 43, 53, 58, 59, 60, 62, 99; D6/595,
603, 608; D24/124; 428/17, 18, 43, 151,
156, 187, 199, 542.6, 904, 904.4, 919

- D. 354,855 1/1995 Schulz D5/53
- D. 358,035 5/1995 Zander et al. D5/53
- D. 361,895 9/1995 Arnone et al. D5/53
- D. 375,663 11/1996 Spanagel et al. D5/37
- D. 384,508 10/1997 Zander et al. D5/26
- D. 384,819 10/1997 Zander et al. D5/26
- D. 385,707 11/1997 Kopacz et al. D5/53
- D. 402,475 12/1998 Matheussen et al. D5/53
- D. 409,389 5/1999 May et al. D5/53

Primary Examiner—Robert M. Spear
Attorney, Agent, or Firm—Gregory E. Croft

[57] CLAIM

The ornamental design for a wipe, as shown and described.

DESCRIPTION

FIG. 1 is a top plan view of a non-woven moist wipe showing our new design.

FIG. 2 is an enlarged fragmentary cross-sectional view taken along line 2—2 of FIG. 1.

FIG. 3 is a top plan view of non-woven moist wipe showing a second embodiment of our new design; and,

FIG. 4 is a enlarged fragmentary cross-sectional view taken along line 4—4 of FIG. 3.

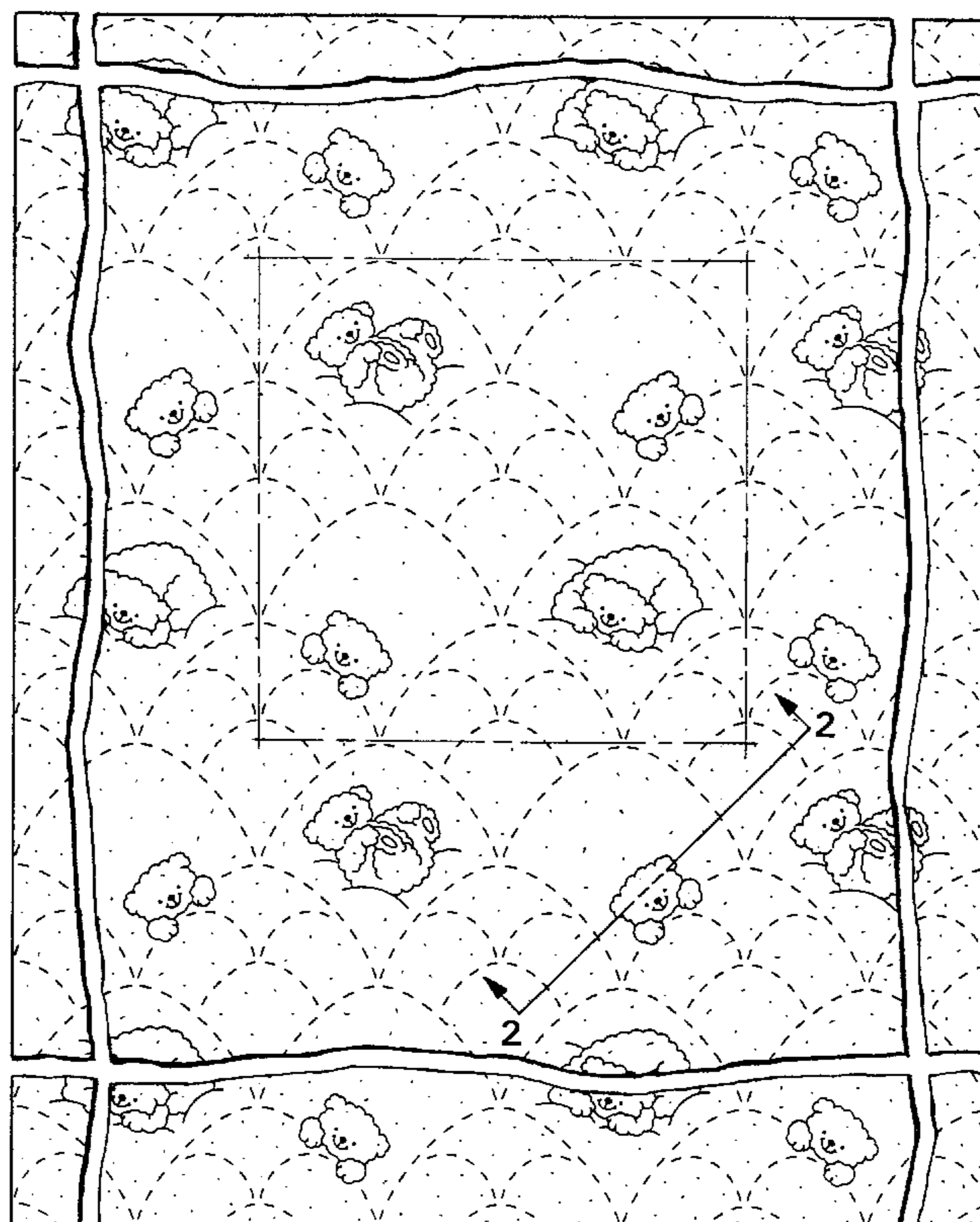
The wipe has no substantial thickness and, in FIGS. 1 and 3, is shown cut away on each of its four sides to indicate indeterminate length and width. FIGS. 1 and 3 also include broken lines which designate one repeat unit of the design and which do not form part of the claimed design. The curvilinear dashed lines do form a portion of the claimed design. Surfaces other than the top surface do not form part of the claimed design.

[56] References Cited

U.S. PATENT DOCUMENTS

- D. 38,912 11/1907 Corbett D5/14
- D. 67,146 4/1925 Kagan D5/60
- D. 133,875 9/1942 Adams D5/27
- D. 153,340 4/1949 Di Yorio D5/35
- D. 160,993 11/1950 Boucher D59/2
- D. 161,180 12/1950 Heller D92/1
- D. 170,829 11/1953 Mover D92/1
- D. 231,023 3/1974 Thomas D5/53
- D. 298,589 11/1988 Drew et al. D5/32
- D. 312,963 12/1990 Cleminshaw et al. D9/310
- D. 315,990 4/1991 Blenke et al. D5/26

1 Claim, 2 Drawing Sheets



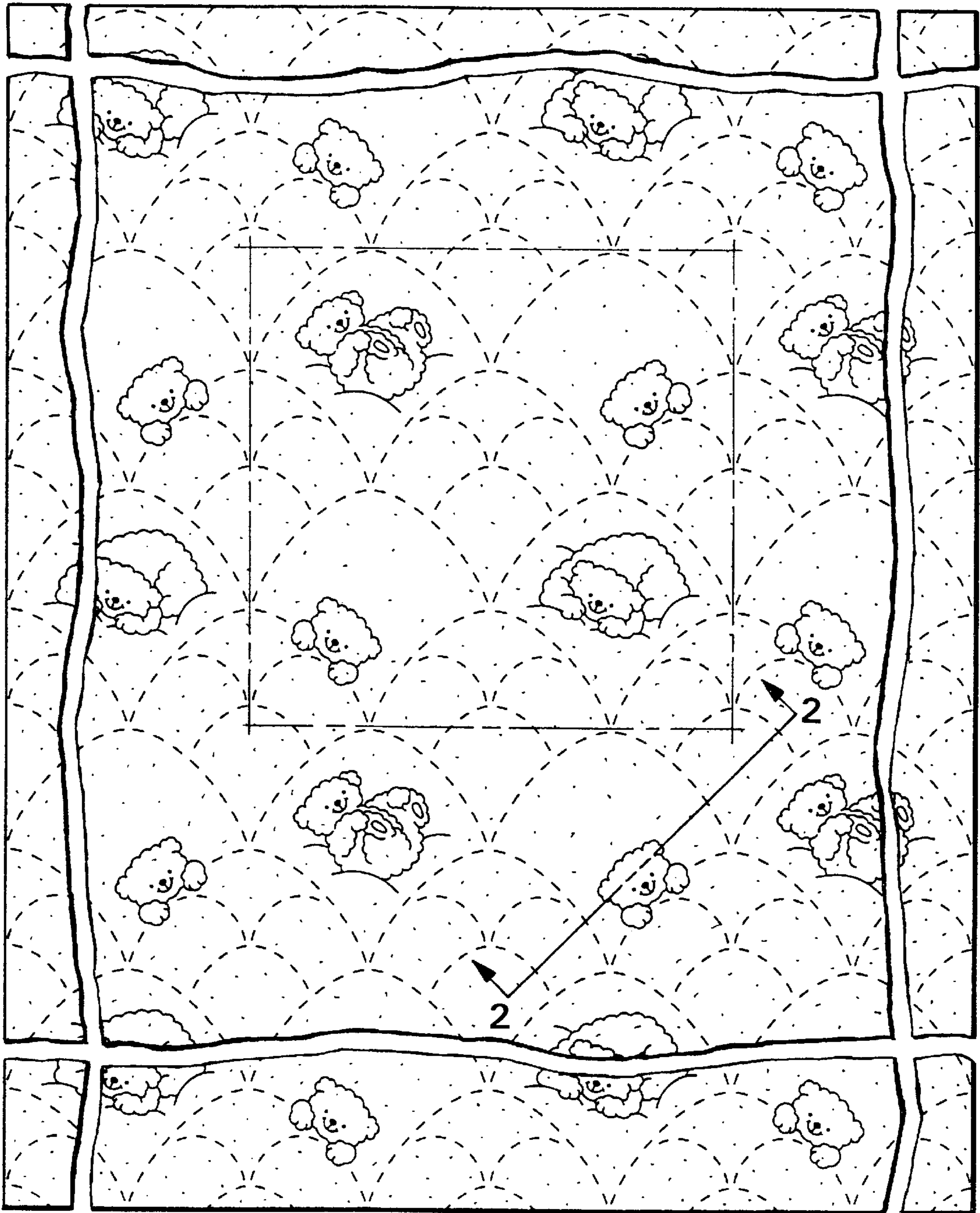


FIG. 1

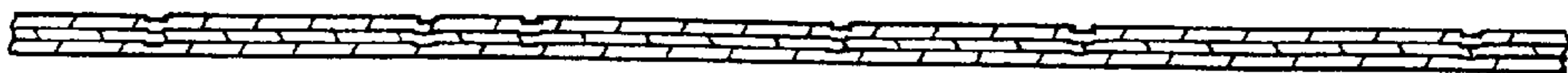


FIG. 2

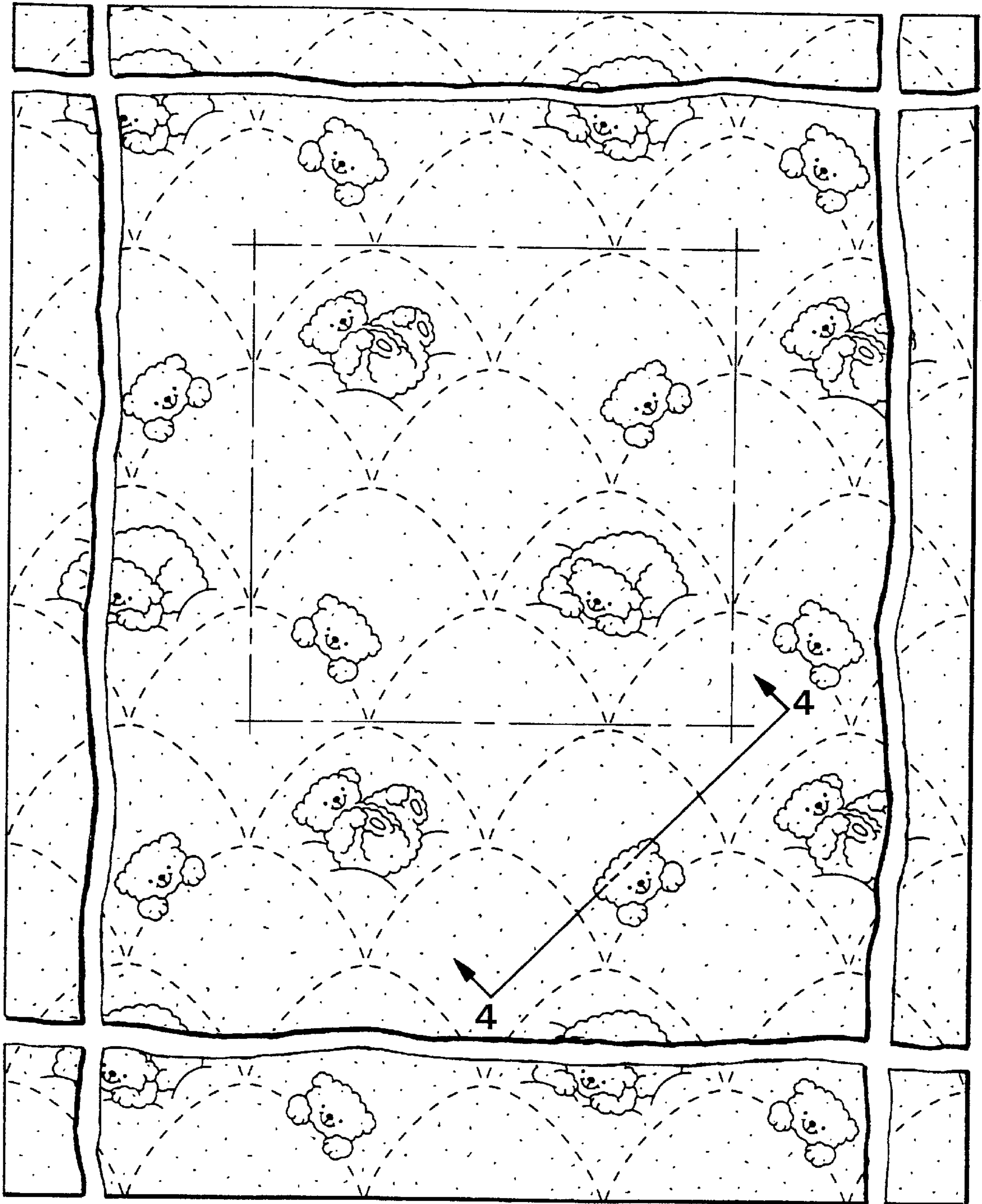


FIG. 3

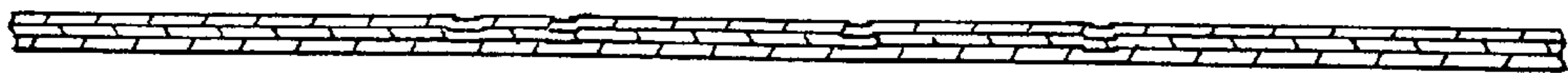


FIG. 4

UNITED STATES PATENT AND TRADEMARK OFFICE
CERTIFICATE OF CORRECTION

PATENT NO. : Des 418,305
DATED : January 4, 2000
INVENTOR(S) : Teresa Marie Zander and Thomas Joseph Kopacz

Page 1 of 1

It is certified that error appears in the above-identified patent and that said Letters Patent is hereby corrected as shown below:

Title page,

Item [56], delete "D. 375,663" and substitute -- D. 375,633 --.

Signed and Sealed this

Ninth Day of July, 2002

Attest:

A handwritten signature in black ink, appearing to read "James E. Rogan", with a horizontal line drawn underneath it.

Attesting Officer

JAMES E. ROGAN
Director of the United States Patent and Trademark Office