



US00D418295S

United States Patent [19] Verhulst

[11] **Patent Number: Des. 418,295**
[45] **Date of Patent: ** Jan. 4, 2000**

[54] **ORGANIZER**

[75] Inventor: **Roger C. Verhulst**, Sidney, Nebr.

[73] Assignee: **Cabela's Inc.**, Sidney, Nebr.

[**] Term: **14 Years**

[21] Appl. No.: **29/091,400**

[22] Filed: **Jul. 29, 1998**

[51] **LOC (7) Cl.** **03-01**

[52] **U.S. Cl.** **D3/283; D3/303**

[58] **Field of Search** D6/596, 601, 602,
D6/603, 503; D3/273, 274, 299, 301, 303,
319, 205, 283; 5/485, 503.1

[56] **References Cited**

U.S. PATENT DOCUMENTS

- D. 306,520 3/1990 McCarthy D3/303
- D. 357,609 4/1995 Webb et al. D6/596
- D. 358,284 5/1995 Hill D3/303

- D. 360,795 8/1995 Saunders D6/601
- D. 362,579 9/1995 Short D6/601
- 5,581,829 12/1996 Lee 5/503.1
- 5,651,152 7/1997 Ritchie et al. 5/503.1

Primary Examiner—Philip S. Hyder
Attorney, Agent, or Firm—Bachman & LaPointe, P.C.

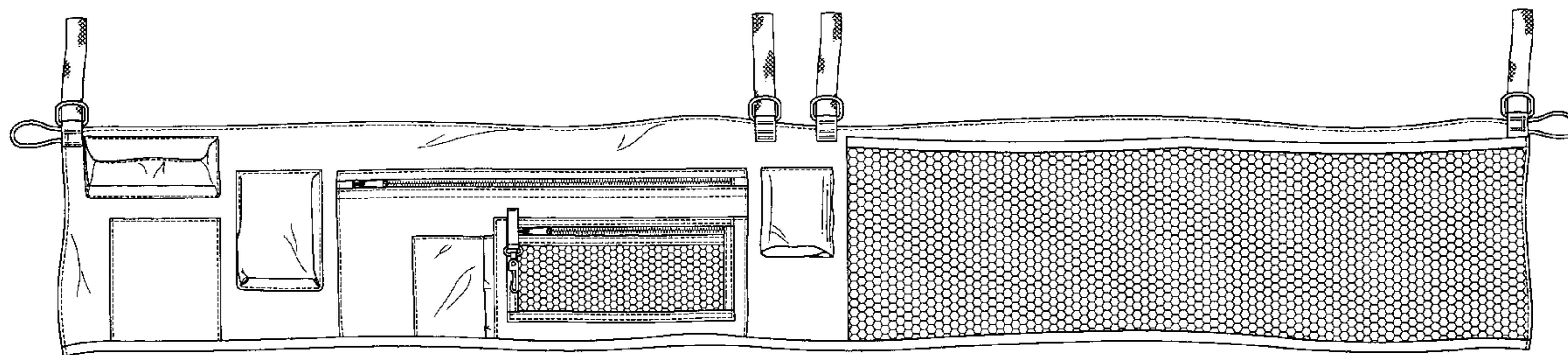
[57] **CLAIM**

The ornamental design for an organizer, as shown and described.

DESCRIPTION

FIG. 1 is a front elevational view of an organizer showing the new design of the present invention; FIG. 2 is a rear elevational view thereof; FIG. 3 is a right end view thereof; FIG. 4 is a left end view thereof; FIG. 5 is a top plan view thereof; and, FIG. 6 is a bottom plan view thereof.

1 Claim, 2 Drawing Sheets



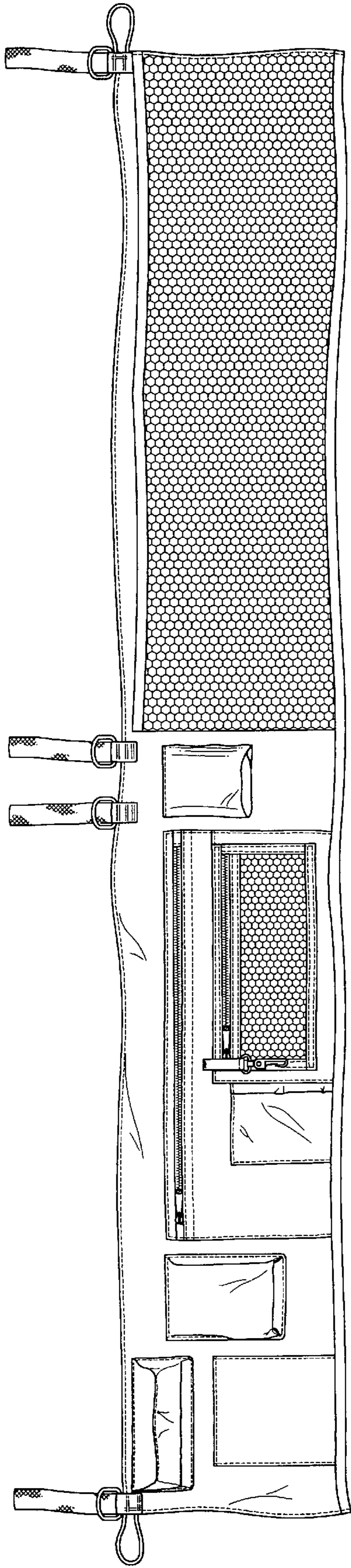


FIG. 1

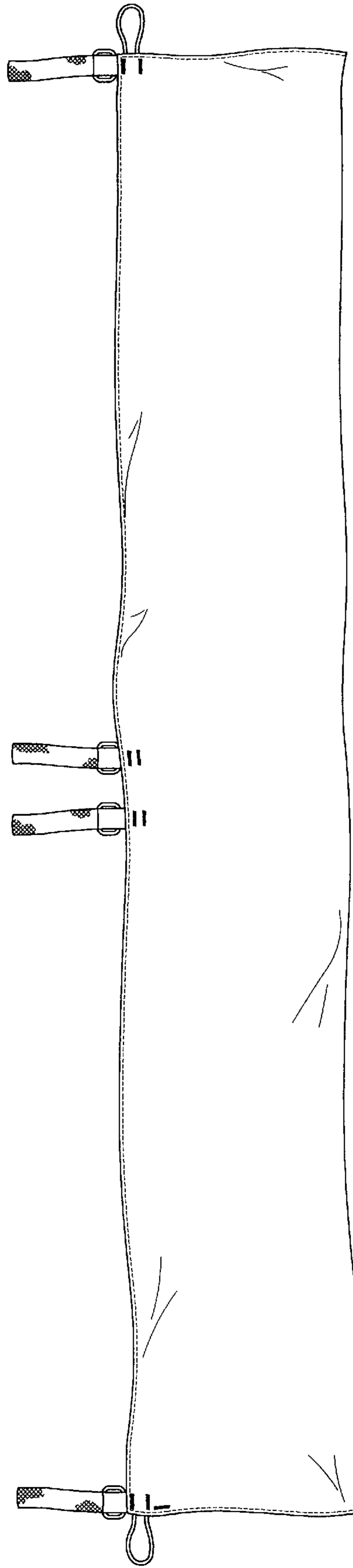


FIG. 2

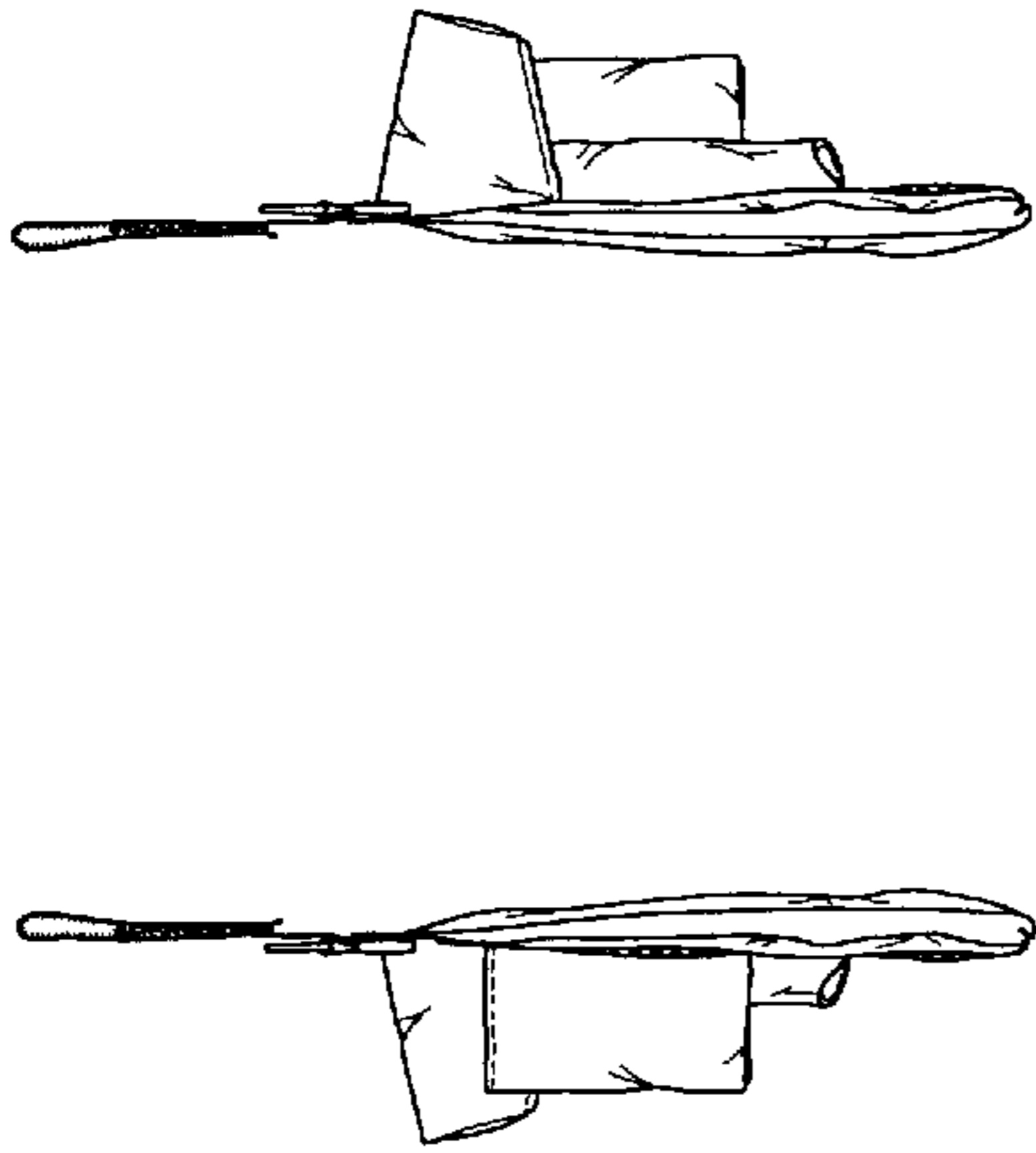


FIG. 3 FIG. 4

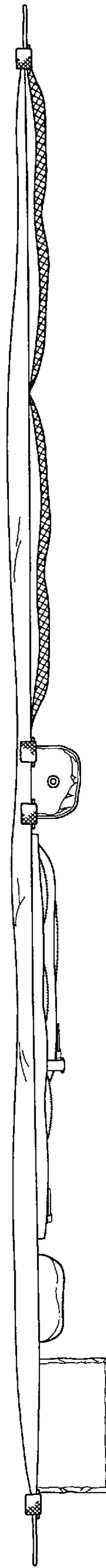


FIG. 5

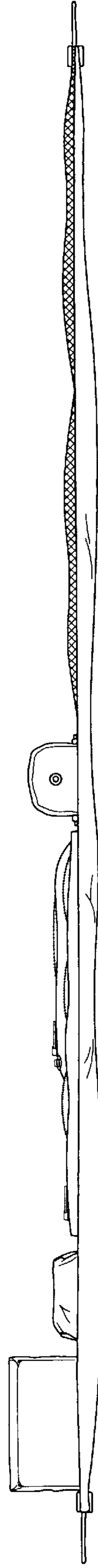


FIG. 6