



US00D418289S

# United States Patent [19] Olson

[11] **Patent Number: Des. 418,289**  
[45] **Date of Patent: \*\* Jan. 4, 2000**

[54] **CASE FOR HAND HELD AEROSOL DISPENSER**

[75] Inventor: **Richard T. Olson**, Hiawatha, Iowa

[73] Assignee: **Professional Security Corporation**, Cedar Rapids, Iowa

[\*\*] Term: **14 Years**

[21] Appl. No.: **29/096,572**

[22] Filed: **Nov. 16, 1998**

[51] **LOC (7) Cl.** ..... **03-01**

[52] **U.S. Cl.** ..... **D3/208; D3/207; D3/212**

[58] **Field of Search** ..... **D3/201, 207, 212, D3/209, 208, 210, 223, 226; D20/22; D22/117; 70/456 R, 457; 206/3; 224/236, 255**

[56] **References Cited**

**U.S. PATENT DOCUMENTS**

D. 98,941	3/1936	Jessee	.....	D3/212
D. 188,382	7/1960	Stella	.....	D3/223
D. 238,525	1/1976	Watts	.....	D3/208
D. 241,582	9/1976	Stark	.....	D3/212
D. 270,968	10/1983	Boal	.....	D3/208
D. 285,866	9/1986	Gamble	.....	D3/210
D. 288,468	2/1987	Ruttinger	.....	D22/117
D. 297,771	9/1988	Thomas	.....	D3/226
D. 298,781	12/1988	Thomas	.....	D3/208
D. 368,508	4/1996	Garrett	.....	D20/22
1,974,558	9/1934	Andis	.....	70/456 R
2,479,803	8/1949	Zetterlund	.....	224/255
3,445,046	5/1969	Wilson	.....	
3,886,773	6/1975	McGahee	.....	70/457

3,906,763	9/1975	Bochory	.....	70/456 R
4,049,165	9/1977	Goldhaft	.....	224/236
4,434,914	3/1984	Meshberg	.....	
4,454,966	6/1984	Hicks	.....	
4,463,879	8/1984	Des Voignes	.....	
4,511,062	4/1985	Wilkerson	.....	
4,657,132	4/1987	Abdo	.....	206/3
4,667,851	5/1987	Wilkerson	.....	
5,111,968	5/1992	Wilkerson	.....	
5,287,995	2/1994	Redman et al.	.....	

*Primary Examiner*—Celia Murphy  
*Attorney, Agent, or Firm*—James C. Nemmers

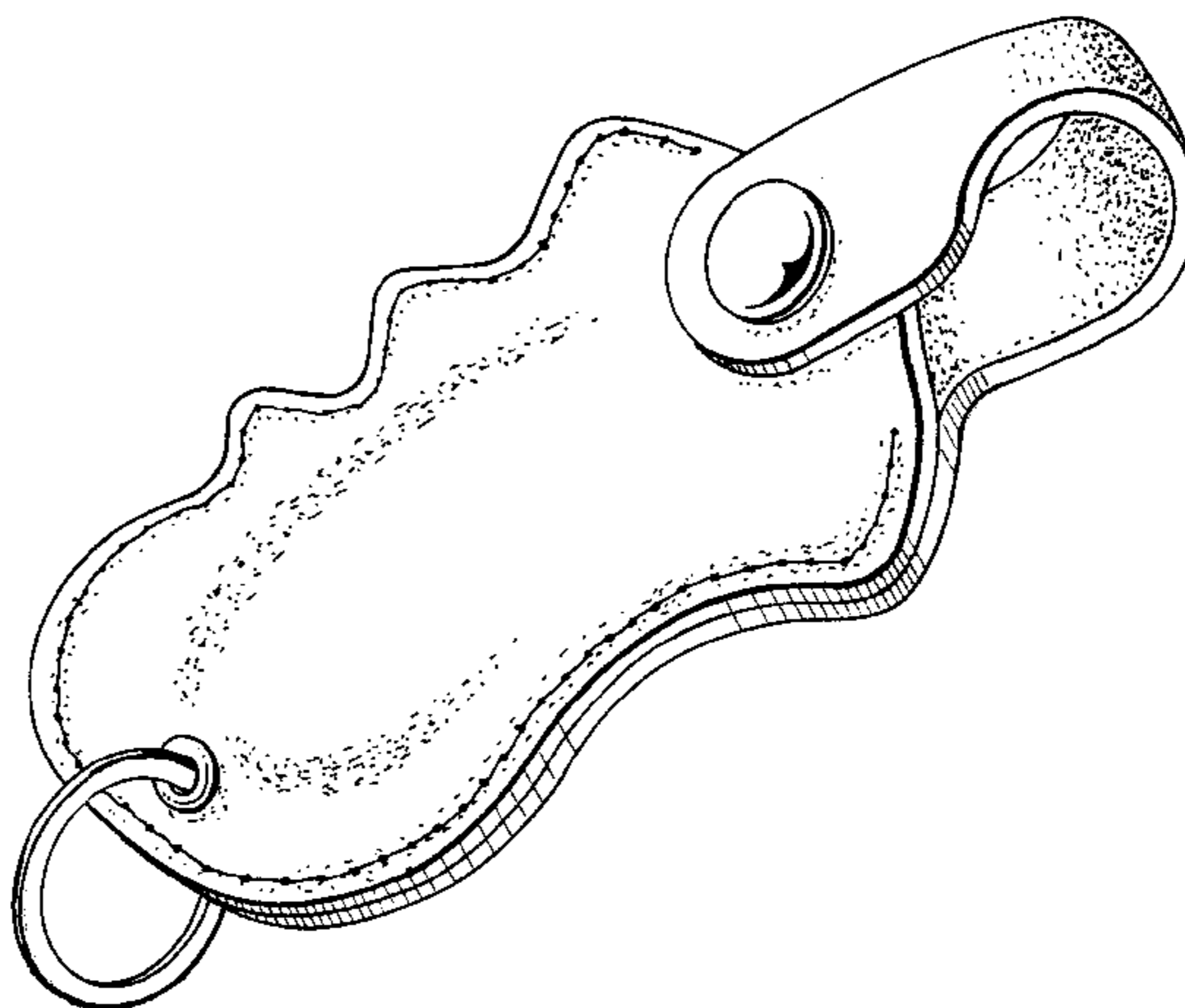
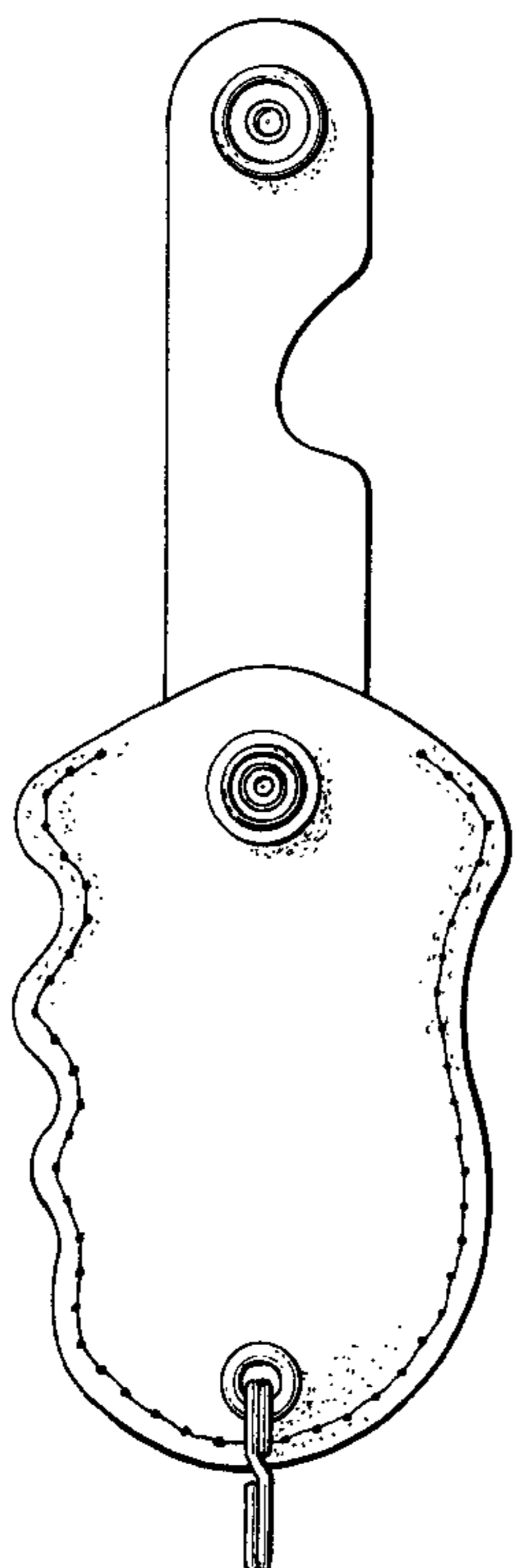
[57] **CLAIM**

The ornamental design for a case for hand held aerosol dispenser, as shown.

**DESCRIPTION**

FIG. 1 is a front view of the case that comprises the invention and showing the dispenser retaining strap open; FIG. 2 is a side view of the case as viewed from the left of FIG. 1; FIG. 3 is a side view of the case as viewed from the right of FIG. 1; FIG. 4 is a top view of the case as viewed from the top of FIG. 1; FIG. 5 is back view of the case showing the case from the view opposite to that of FIG. 1; FIG. 6 is a bottom view of the case as viewed from the bottom of FIG. 1; and, FIG. 7 is a perspective view of the case with the dispenser retaining strap shown closed.

**1 Claim, 3 Drawing Sheets**



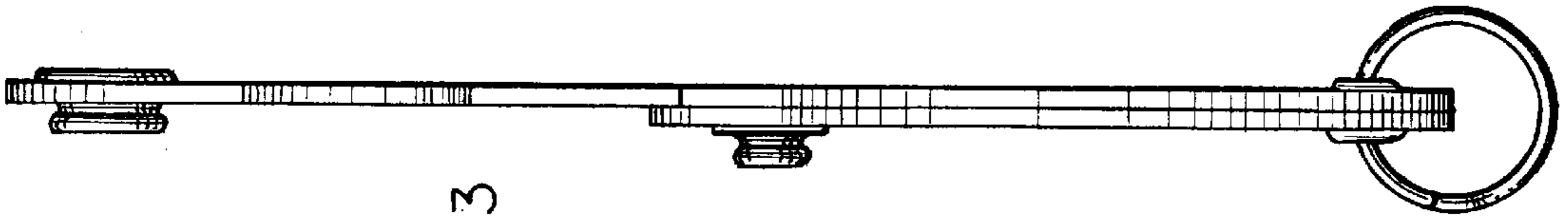


FIG. 3

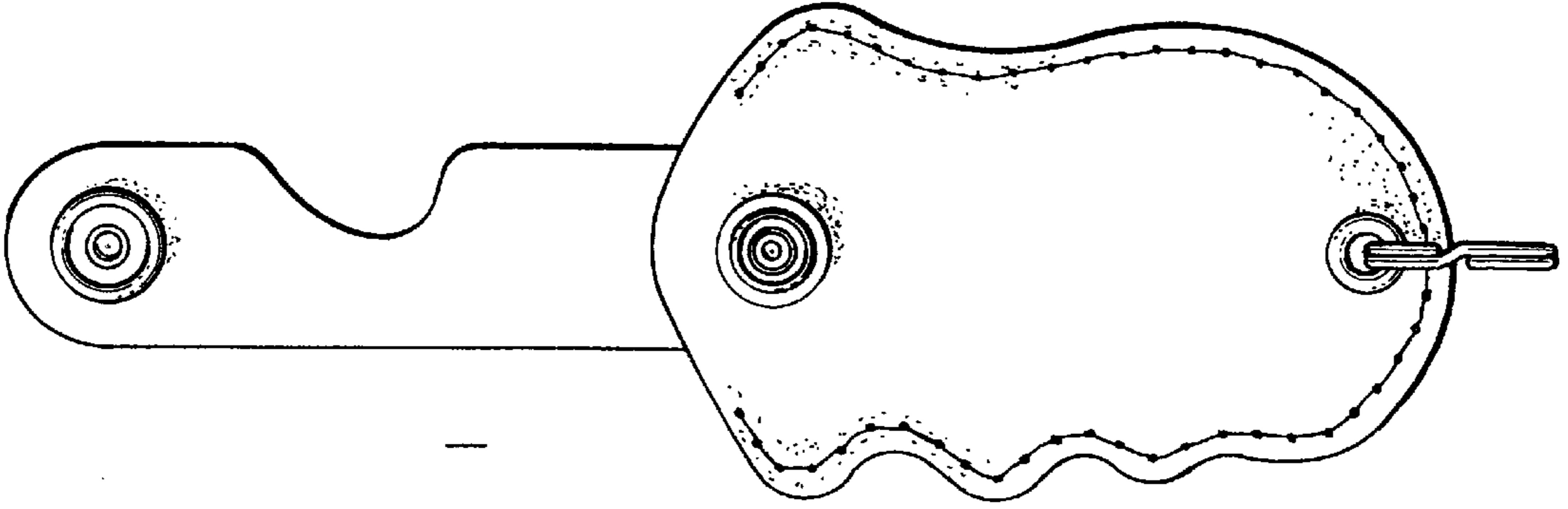


FIG. 1

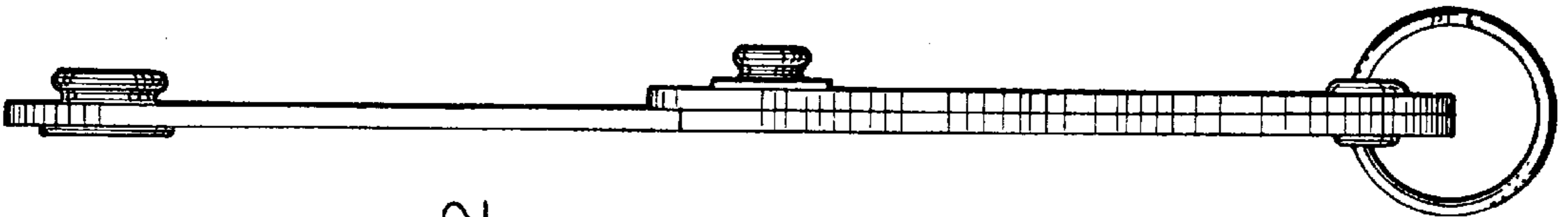


FIG. 2

FIG. 4

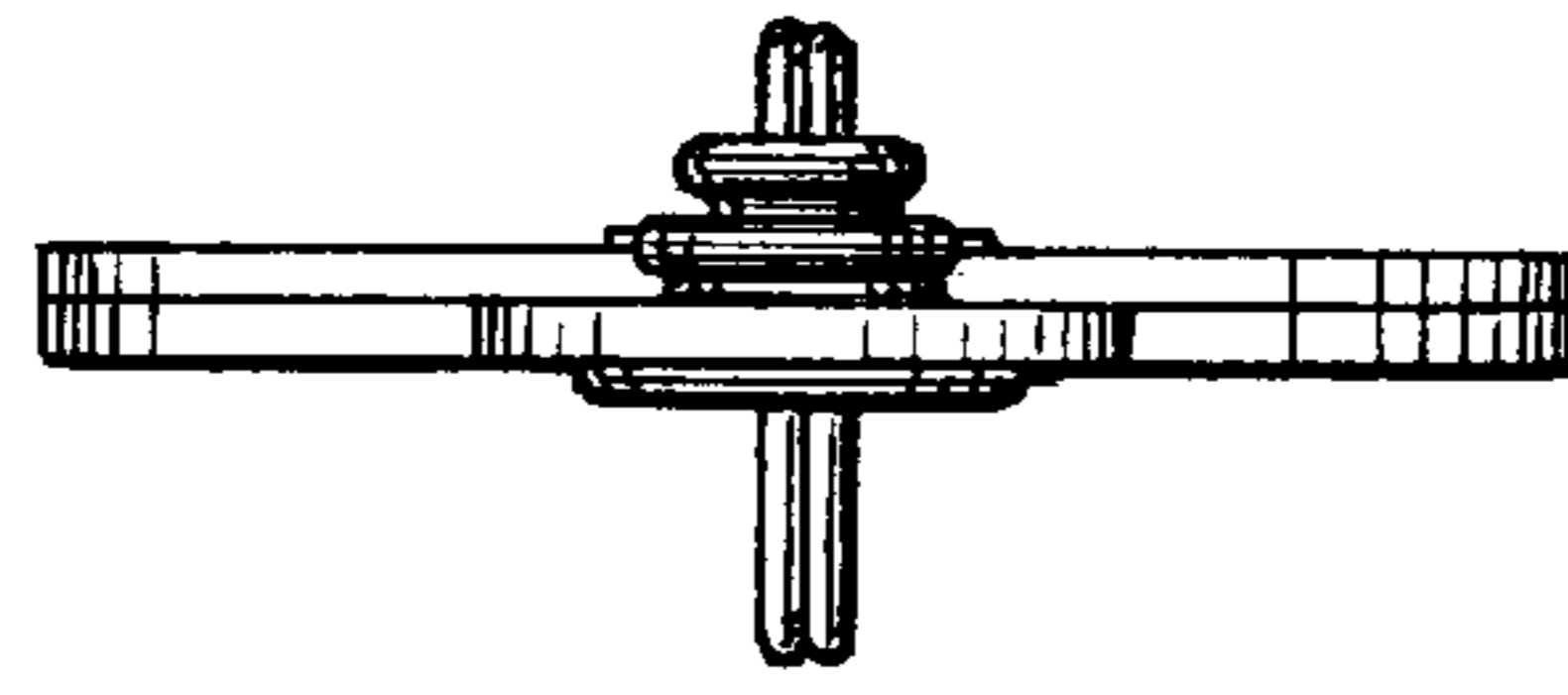


FIG. 5

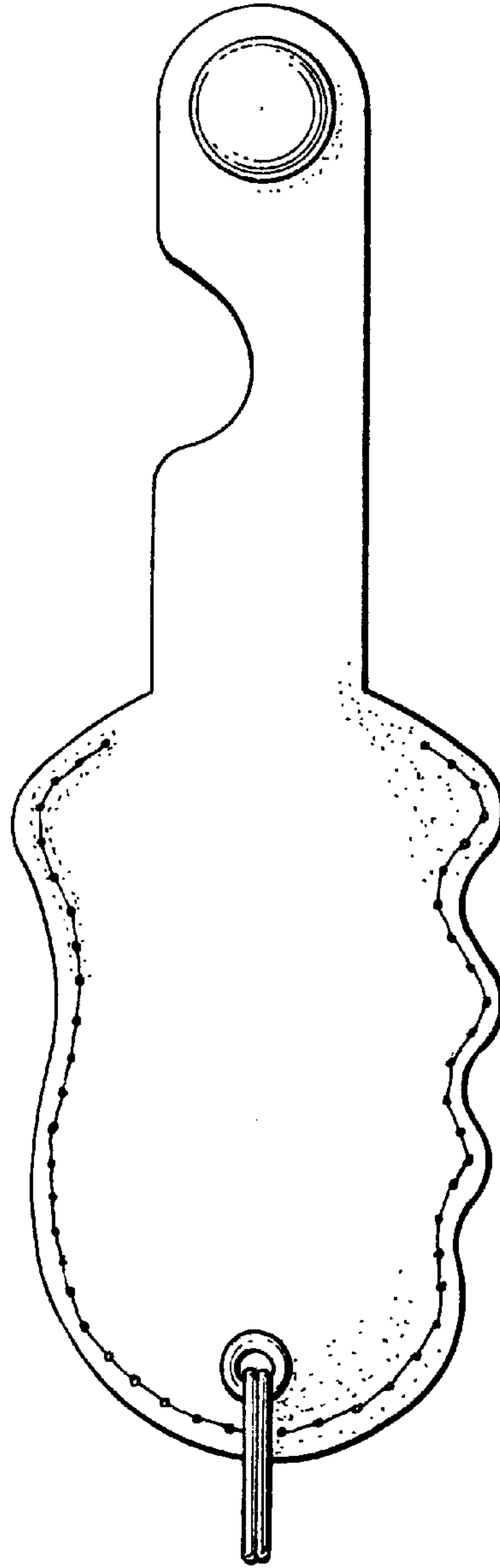
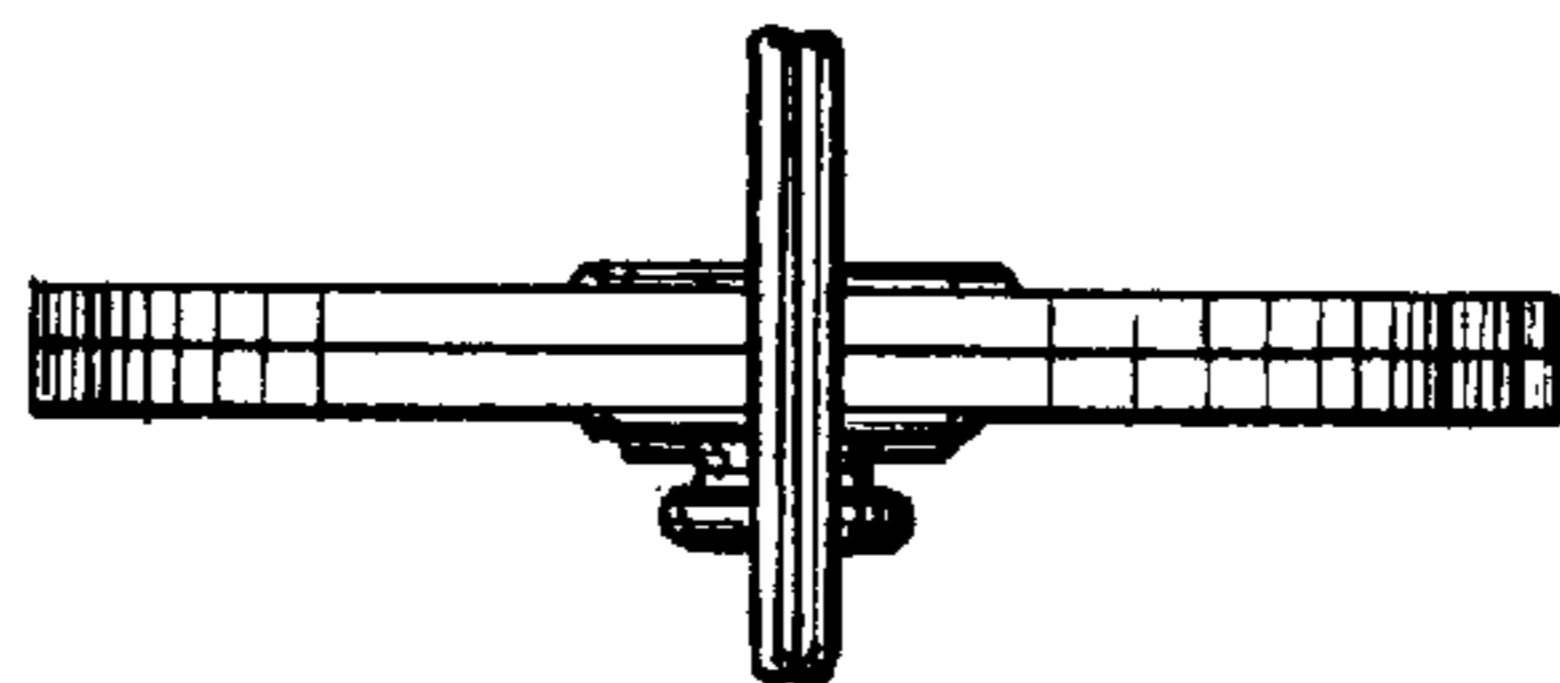


FIG. 6



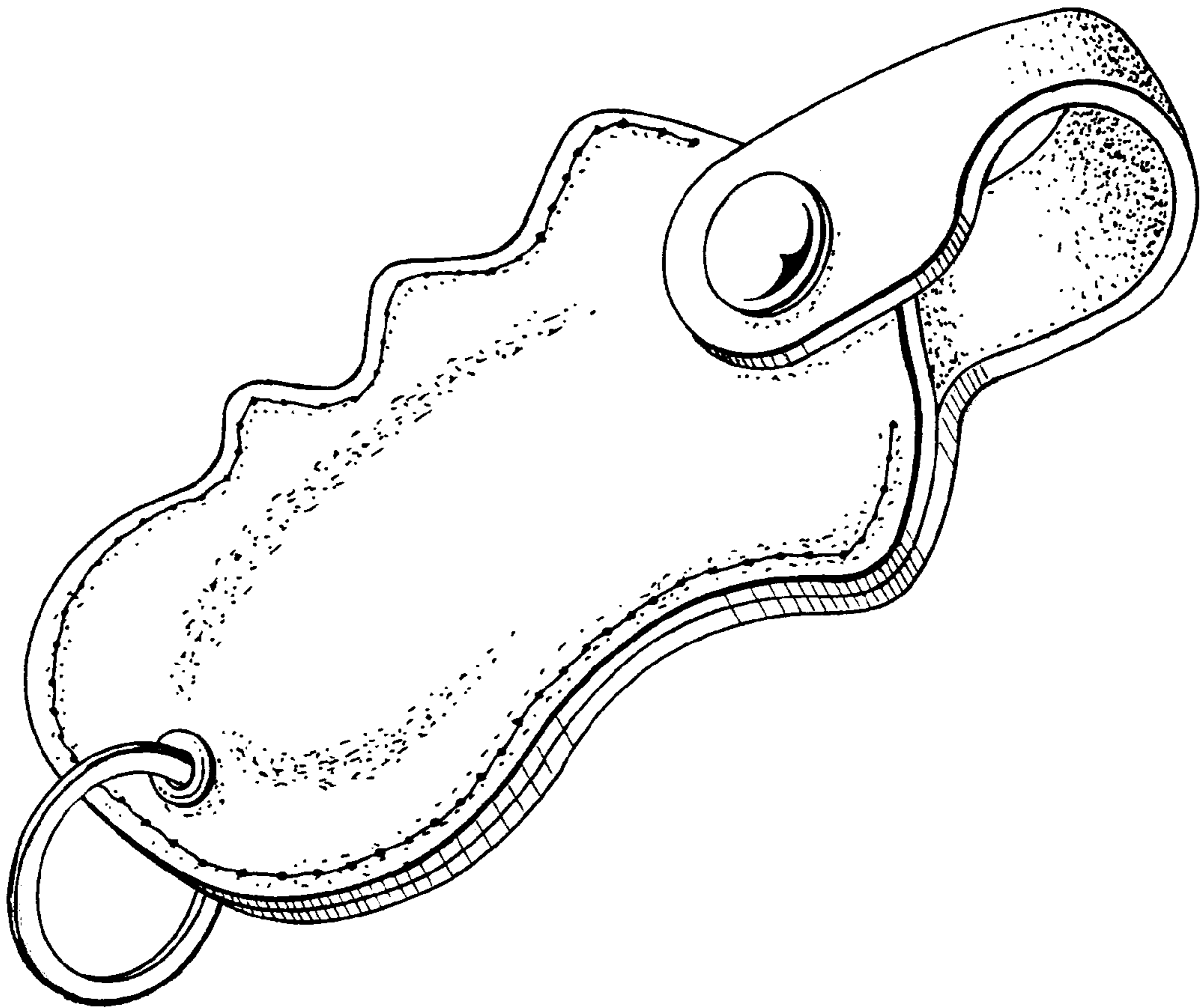


FIG. 7