



US00D418249S

United States Patent [19] Elkerbout

[11] Patent Number: **Des. 418,249**

[45] Date of Patent: **** Dec. 28, 1999**

[54] **HANDLE FOR A HAIR STYLER**

[75] Inventor: **Marten Frans Elkerbout**, Groningen, Netherlands

[73] Assignee: **U.S. Philips Corporation**, New York, N.Y.

[**] Term: **14 Years**

[21] Appl. No.: **29/096,843**

[22] Filed: **Nov. 20, 1998**

[30] **Foreign Application Priority Data**

Jun. 4, 1998 [WO] WIPO DMA/004-130

[51] **LOC (6) Cl.** **28-03**

[52] **U.S. Cl.** **D28/10; D28/18; D28/35**

[58] **Field of Search** D28/10, 13, 15, D28/18, 35; D4/100-102, 138, 128; 132/118, 119.1, 227-232, 263, 269, 271, 272; 219/222, 225; 392/380, 383, 384; 34/96-98

[56] **References Cited**

U.S. PATENT DOCUMENTS

- D. 214,976 8/1969 Talge et al. D28/38
- D. 228,477 9/1973 Sulisky D28/49
- D. 267,670 1/1983 Radatz D28/35
- D. 281,020 10/1985 Rittenhouse D28/18
- D. 281,105 10/1985 Rittenhouse D28/35
- D. 281,726 12/1985 Tsuji D28/35
- D. 401,382 11/1998 Seifert D28/13
- 3,814,113 6/1974 Morane et al. 132/229

- 4,024,375 5/1977 Olesen et al. 219/225
- 4,430,808 2/1984 Toyomi et al. 132/116 X
- 4,604,514 8/1986 Thaler et al. 219/225

FOREIGN PATENT DOCUMENTS

- 24758 2/1977 Japan 132/119.1

OTHER PUBLICATIONS

Hong Kong Household Jul. 1983, p. 66; top left: item Nos. OFB 39 and OHB 22.

Hong Kong Household Aug. 1985, back cover: item Nos. RC-64 and RC-66.

Hong Kong Enterprise May 1986, p. 324, bottom left: item No. HD-6.

Primary Examiner—Ted Shooman

Assistant Examiner—C. Tuttle

Attorney, Agent, or Firm—Ernestine C. Bartlett

[57] **CLAIM**

The ornamental design for a handle for a hair styler, as shown.

DESCRIPTION

FIG. 1 is a perspective view showing my design;

FIG. 2 is a front elevational view thereof;

FIG. 3 is a rear elevational view thereof;

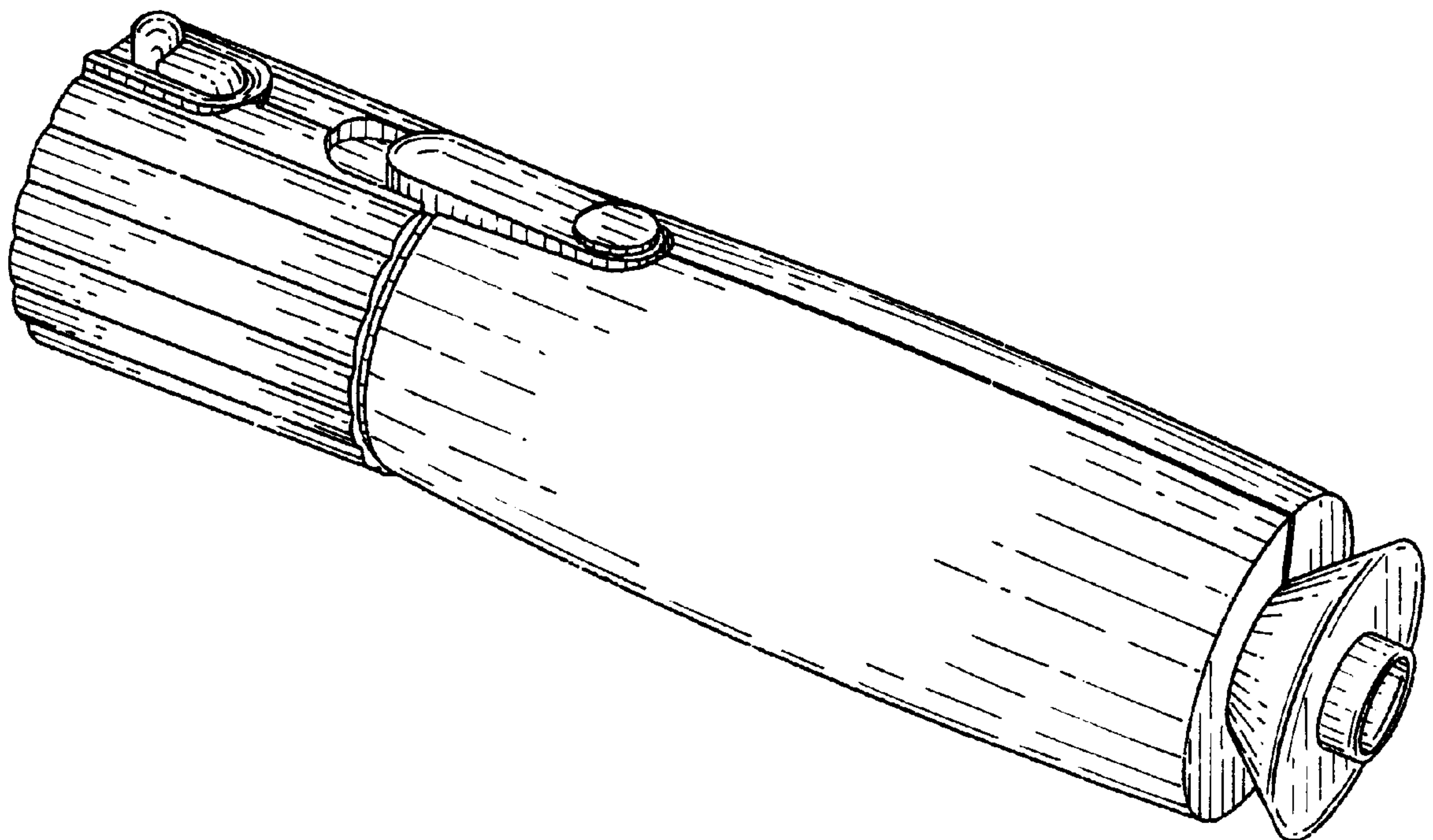
FIG. 4 is a right side elevational view thereof;

FIG. 5 is a left side elevational view thereof;

FIG. 6 is a top plan view thereof; and,

FIG. 7 is a bottom plan view thereof.

1 Claim, 4 Drawing Sheets



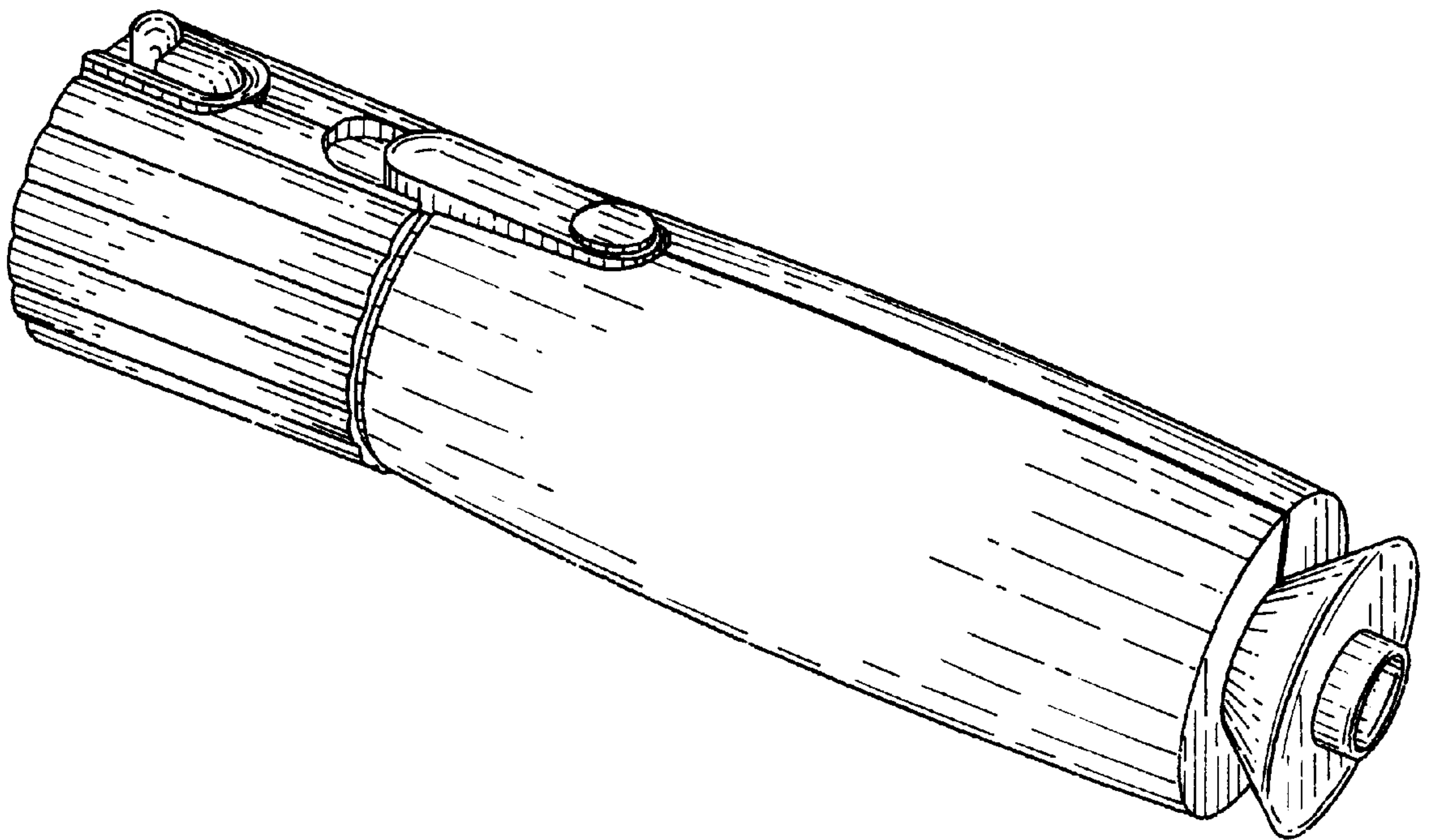


FIG.1

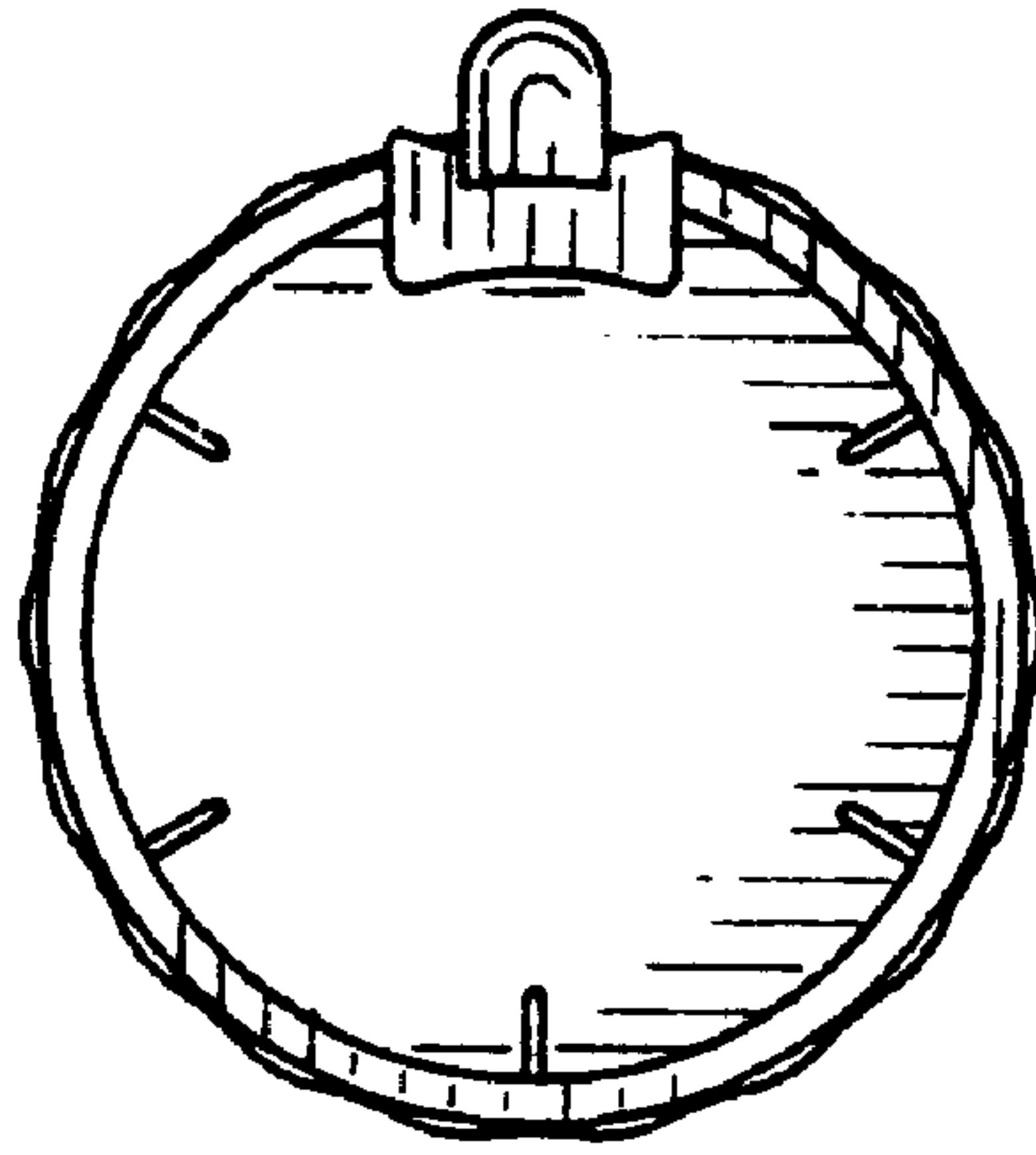


FIG. 2

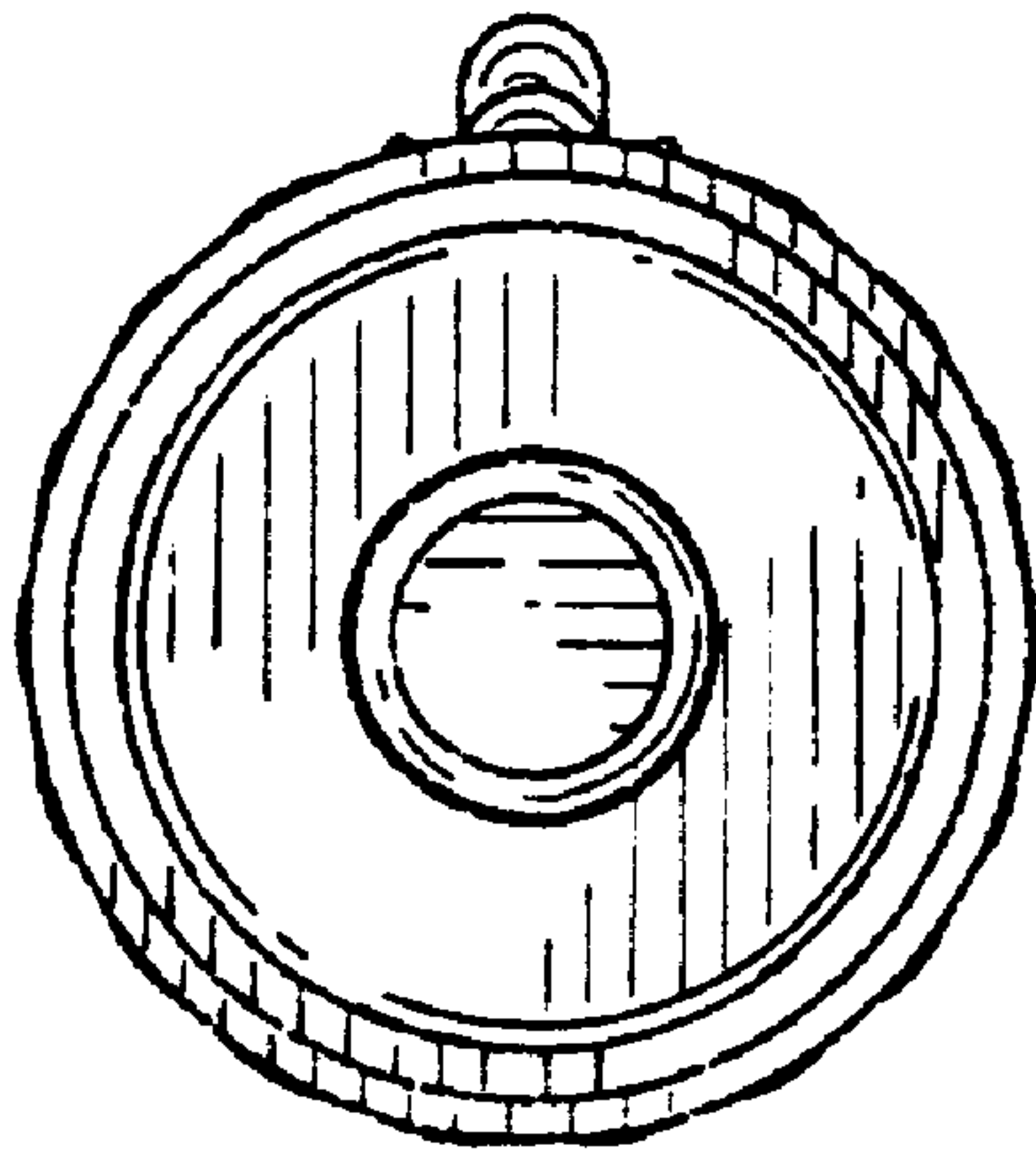


FIG. 3

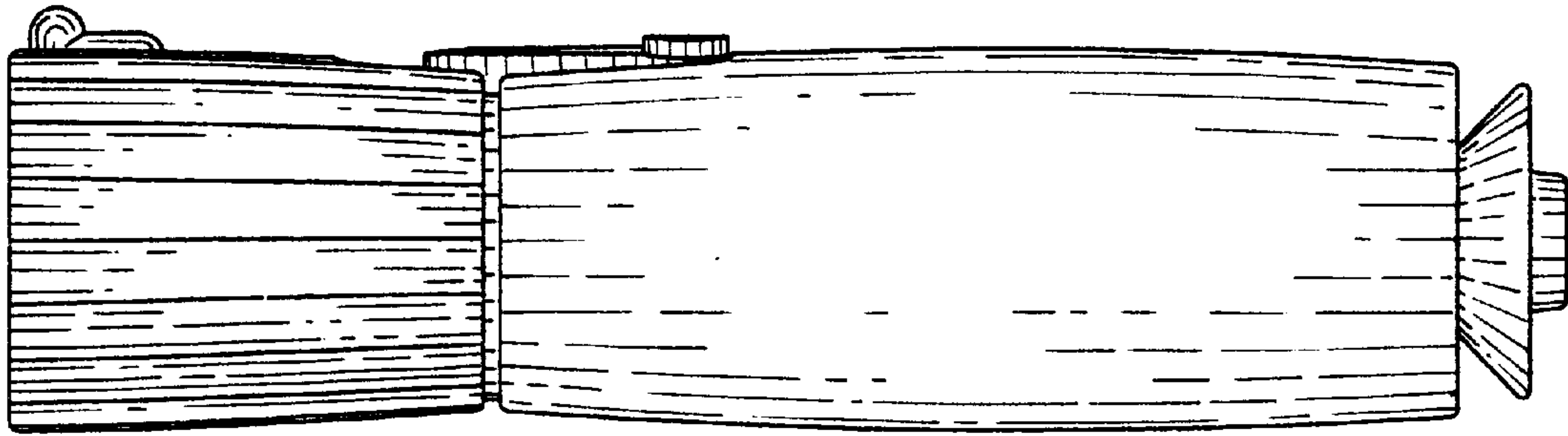


FIG. 4




FIG. 5

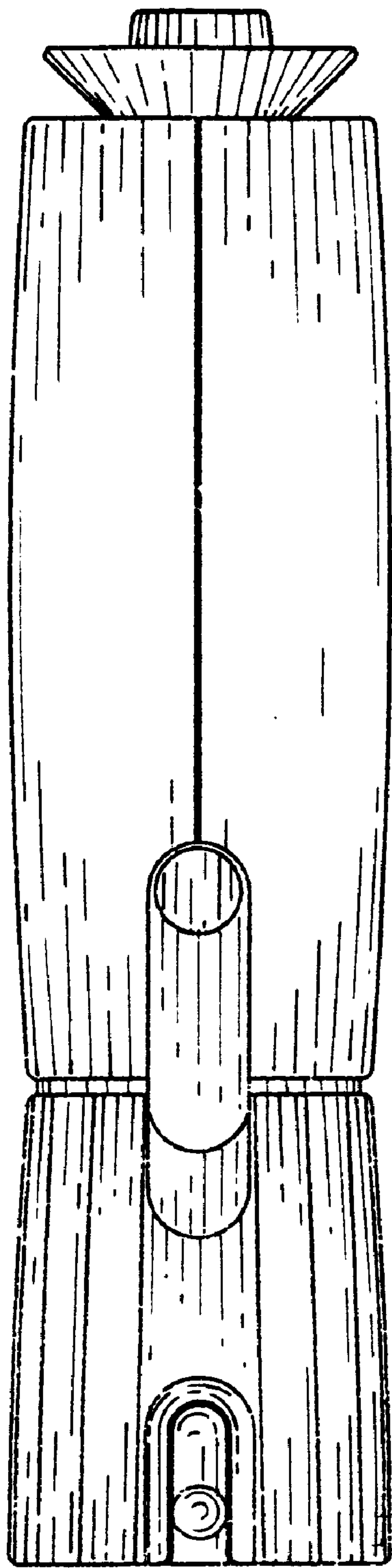


FIG. 6

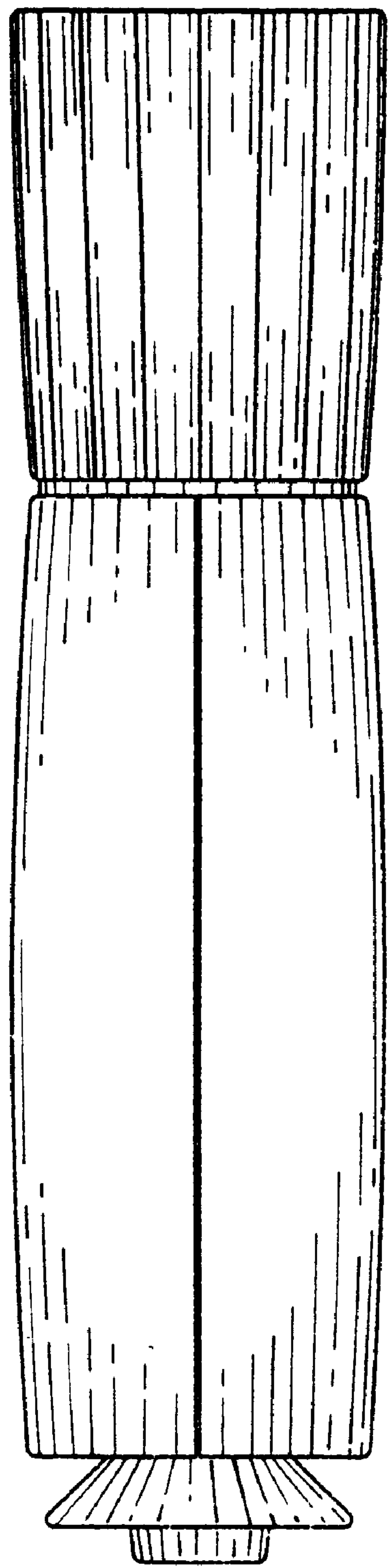


FIG. 7