



US00D418228S

United States Patent [19]
Fisch

[11] **Patent Number: Des. 418,228**

[45] **Date of Patent: ** Dec. 28, 1999**

[54] **MICROSCOPE SLIDE ASSEMBLY**

5,922,604 7/1999 Stapleton et al. 436/46

[76] Inventor: **Harry Fisch**, 30 Springdale Rd.,
Scarsdale, N.Y. 10583

Primary Examiner—Stella Reid
Assistant Examiner—I Simmons
Attorney, Agent, or Firm—Sprung Kramer Schaefer &
Briscoe

[**] Term: **14 Years**

[21] Appl. No.: **29/093,118**

[57] **CLAIM**

[22] Filed: **Sep. 3, 1998**

The ornamental design for the microscope slide assembly, as shown and described.

[51] **LOC (6) Cl.** **16-99**

[52] **U.S. Cl.** **D24/225**

[58] **Field of Search** D24/225, 226;
359/391, 398, 397, 396; 356/244, 246;
428/210; 201/450

DESCRIPTION

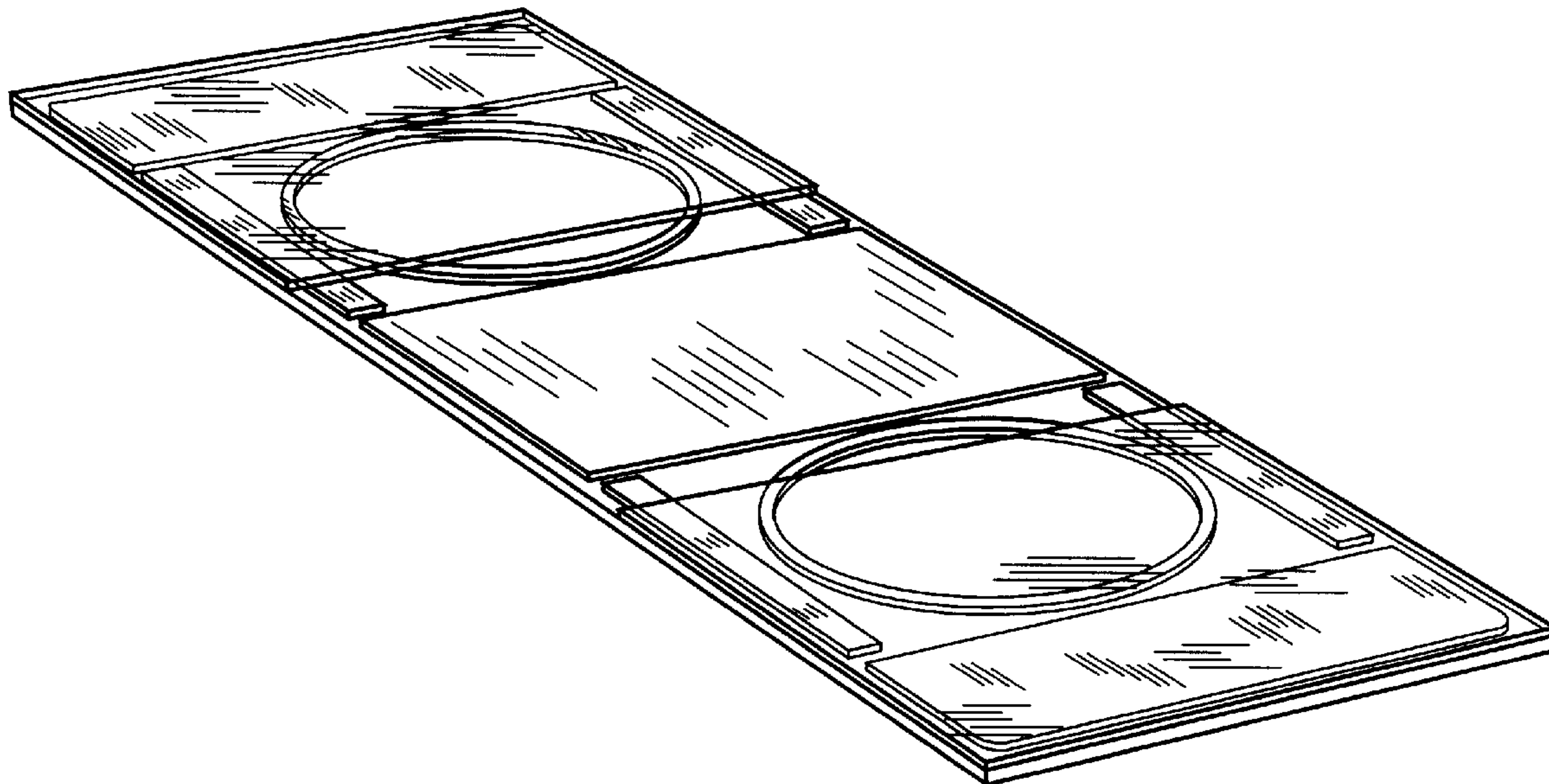
FIG. 1 is a perspective view of my new design of a microscope slide assembly;
FIG. 2 is a top view thereof;
FIG. 3 is a bottom view thereof;
FIG. 4 is a front view thereof;
FIG. 5 is a rear view thereof;
FIG. 6 is a side view thereof; and,
FIG. 7 is a side view thereof.

[56] **References Cited**

U.S. PATENT DOCUMENTS

3,990,850 11/1976 Friedman et al. D24/225 X
5,364,790 11/1994 Atwood et al. 359/398
5,411,893 5/1995 Eden et al. 356/244
5,571,721 11/1996 Turner 435/305.2 X

1 Claim, 3 Drawing Sheets



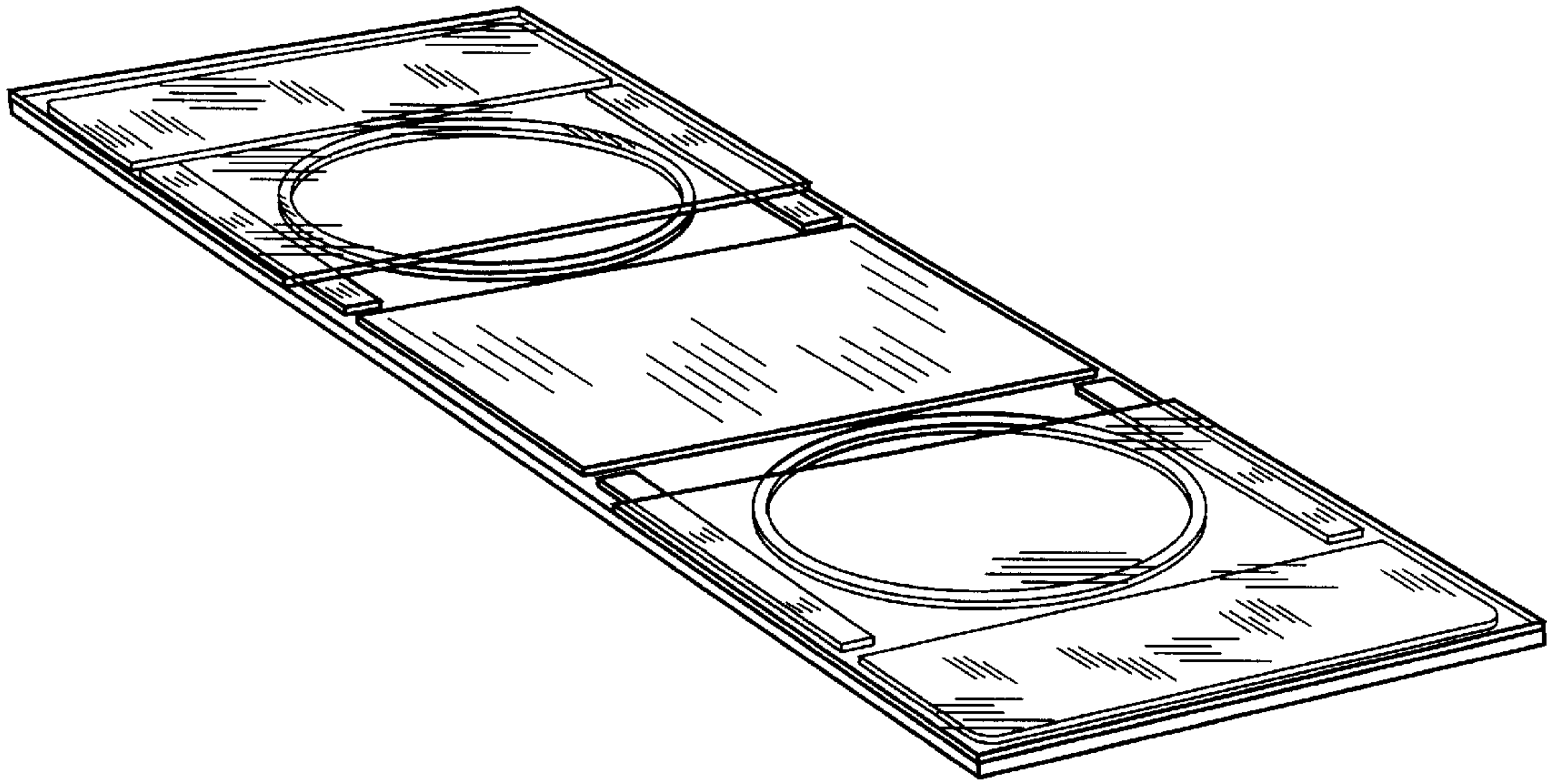


FIG. 1

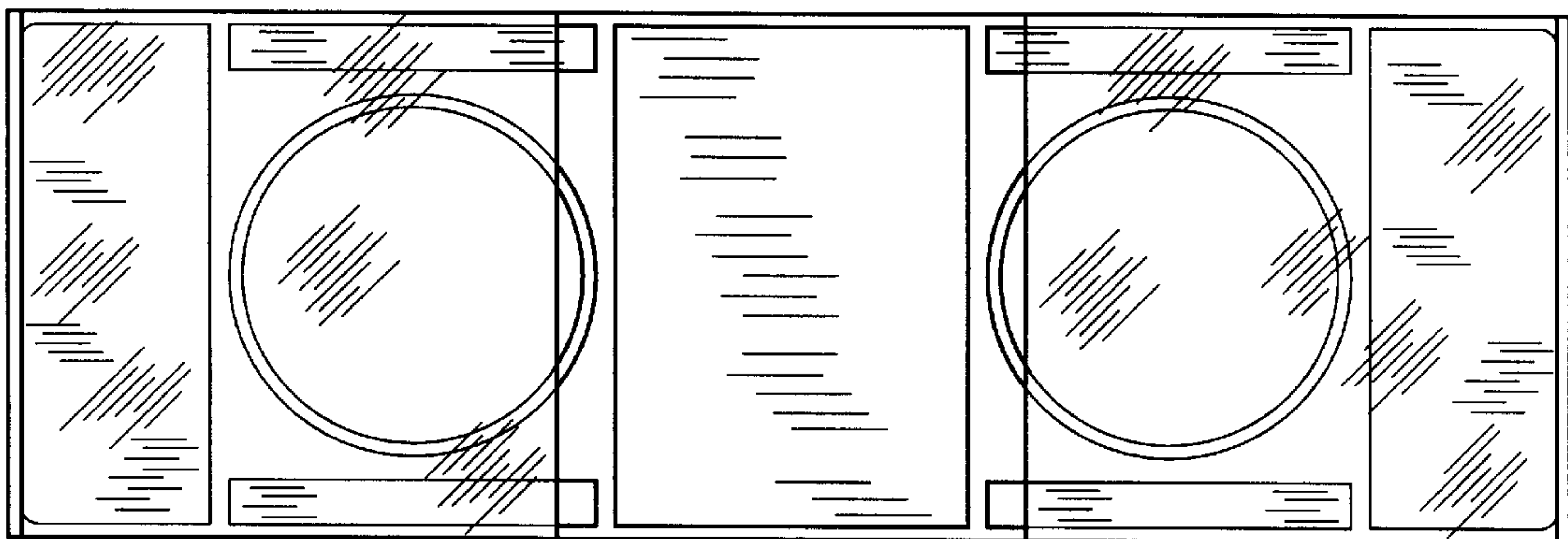


FIG. 2

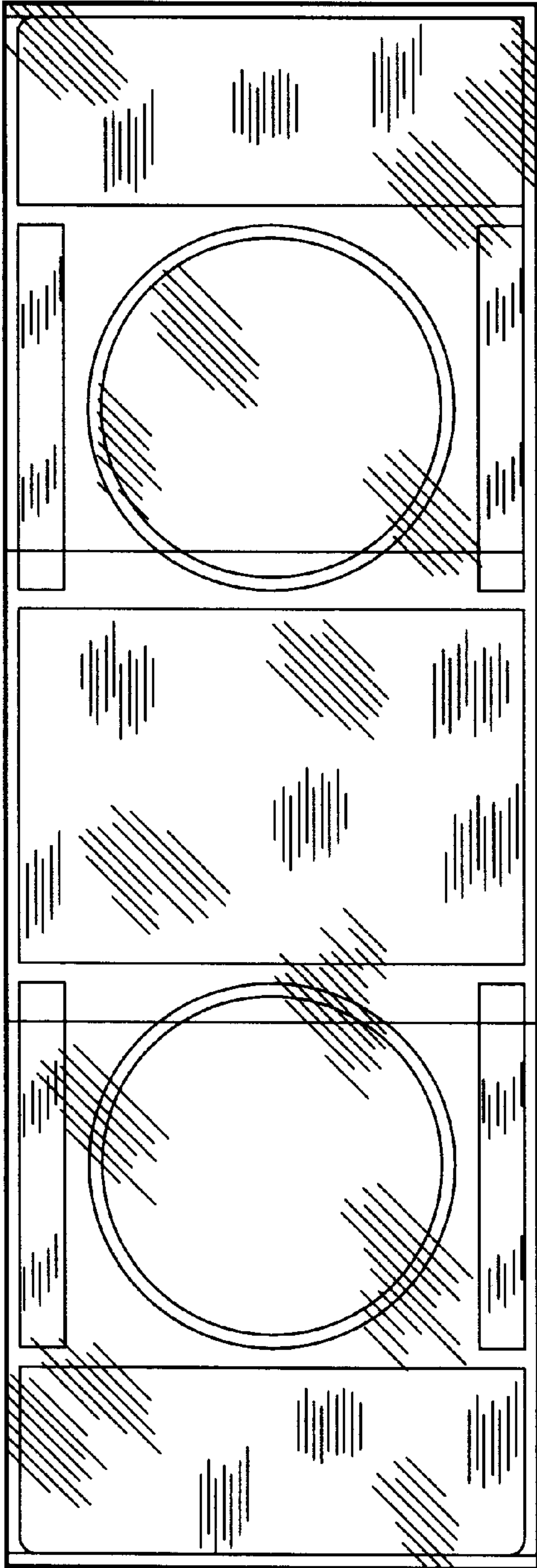


FIG. 3

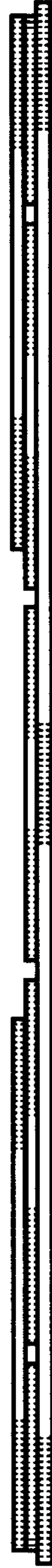


FIG. 4

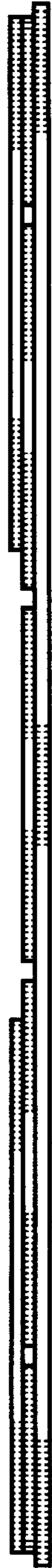


FIG. 5



FIG. 6



FIG. 7