



US00D418205S

United States Patent [19]
Hyde et al.

[11] **Patent Number: Des. 418,205**
[45] **Date of Patent: ** Dec. 28, 1999**

[54] **FAUCET HANDLE**

[75] Inventors: **John Hyde**, Flemington; **Walter Pitsch**, Franklin Park, both of N.J.

[73] Assignee: **American Standard Inc.**, Piscataway, N.J.

[**] Term: **14 Years**

[21] Appl. No.: **29/096,638**

[22] Filed: **Nov. 17, 1998**

Related U.S. Application Data

[62] Division of application No. 29/067,769, Mar. 6, 1997, Pat. No. Des. 407,143.

[51] **LOC (6) Cl.** **23-01**

[52] **U.S. Cl.** **D23/250**

[58] **Field of Search** D23/238-243,
D23/250-257; D8/300-310; 4/675-678;
16/110 R-121

[56] **References Cited**

U.S. PATENT DOCUMENTS

D. 325,425 4/1992 Bengtson D23/250

D. 325,958 5/1992 Stairs, Jr. et al. D23/250
D. 340,763 10/1993 Bonnell D23/250
D. 372,299 7/1996 Fabian D23/250
D. 388,864 1/1998 Fabian D23/250
D. 404,802 1/1999 Delker D23/252
D. 405,508 2/1999 Doughty et al. D23/252
D. 405,509 2/1999 Doughty et al. D23/252

Primary Examiner—Eric Watterson

[57] **CLAIM**

The ornamental design for a faucet handle, as shown and described.

DESCRIPTION

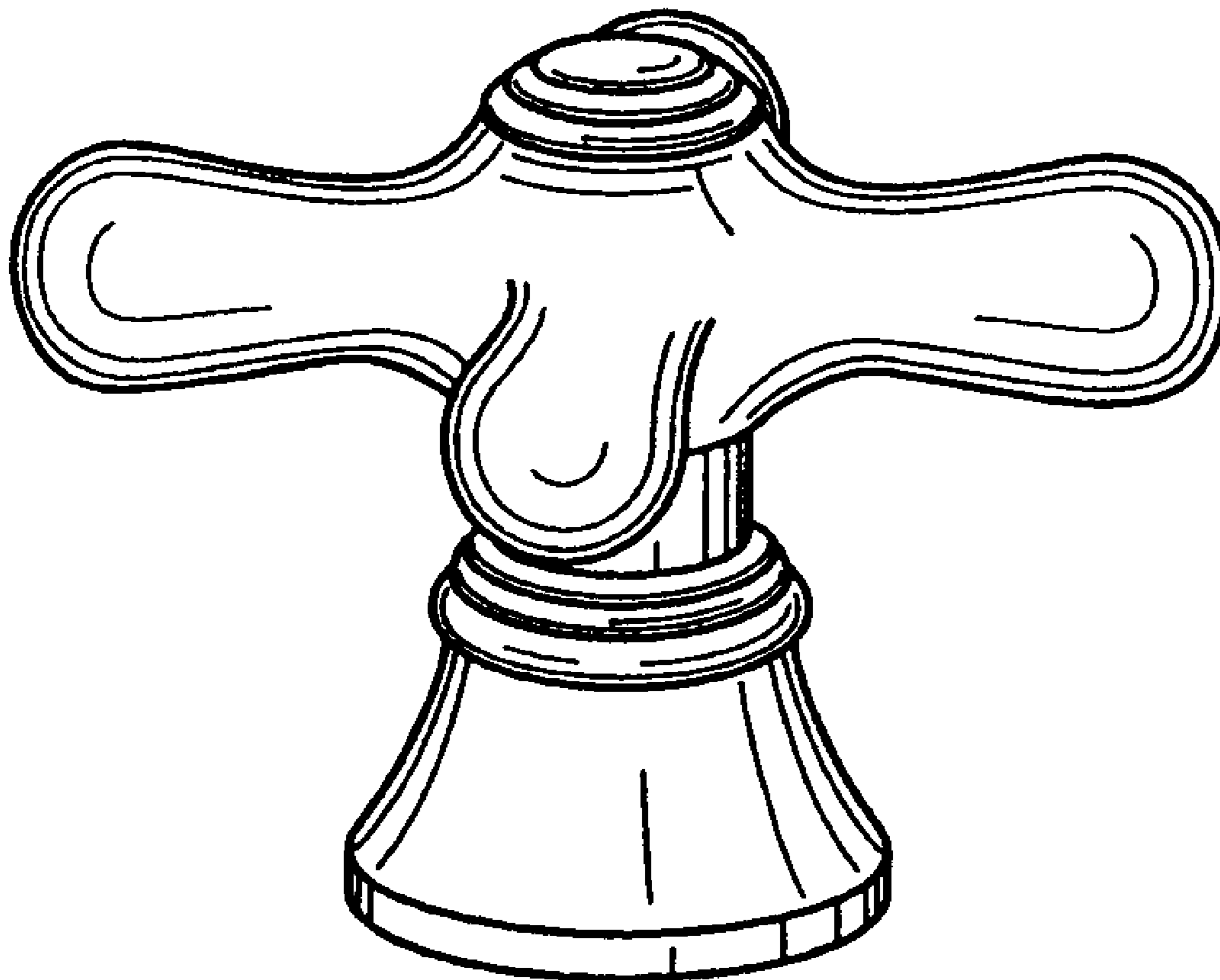
FIG. 1 is a perspective view of a faucet handle showing our new design;

FIG. 2 is a side elevational view of FIG. 1, the left, right, front and rear sides being mirror images of one another;

FIG. 3 is a top plan view of FIG. 1; and,

FIG. 4 is a bottom plan view of FIG. 1.

1 Claim, 1 Drawing Sheet



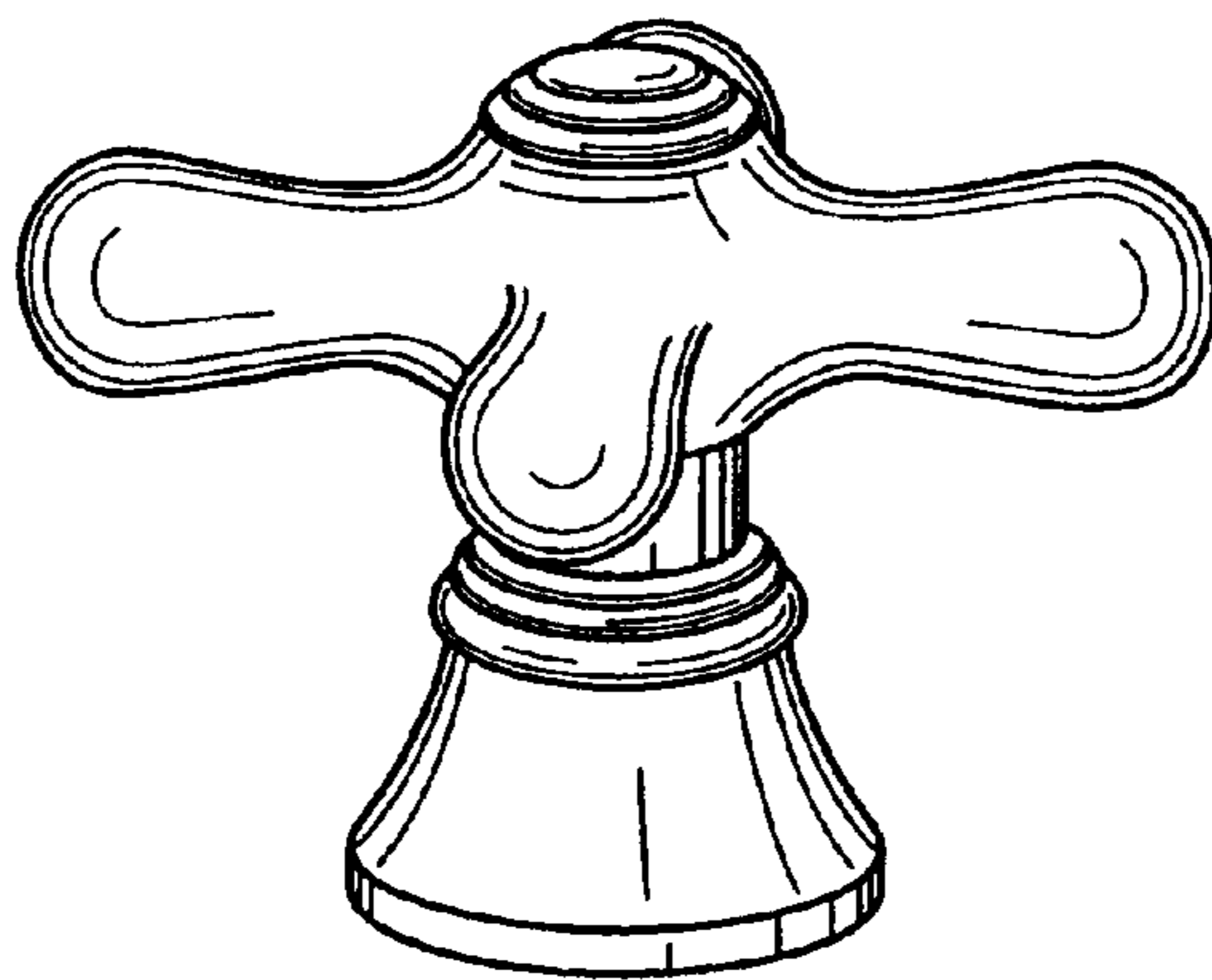


FIG. 1

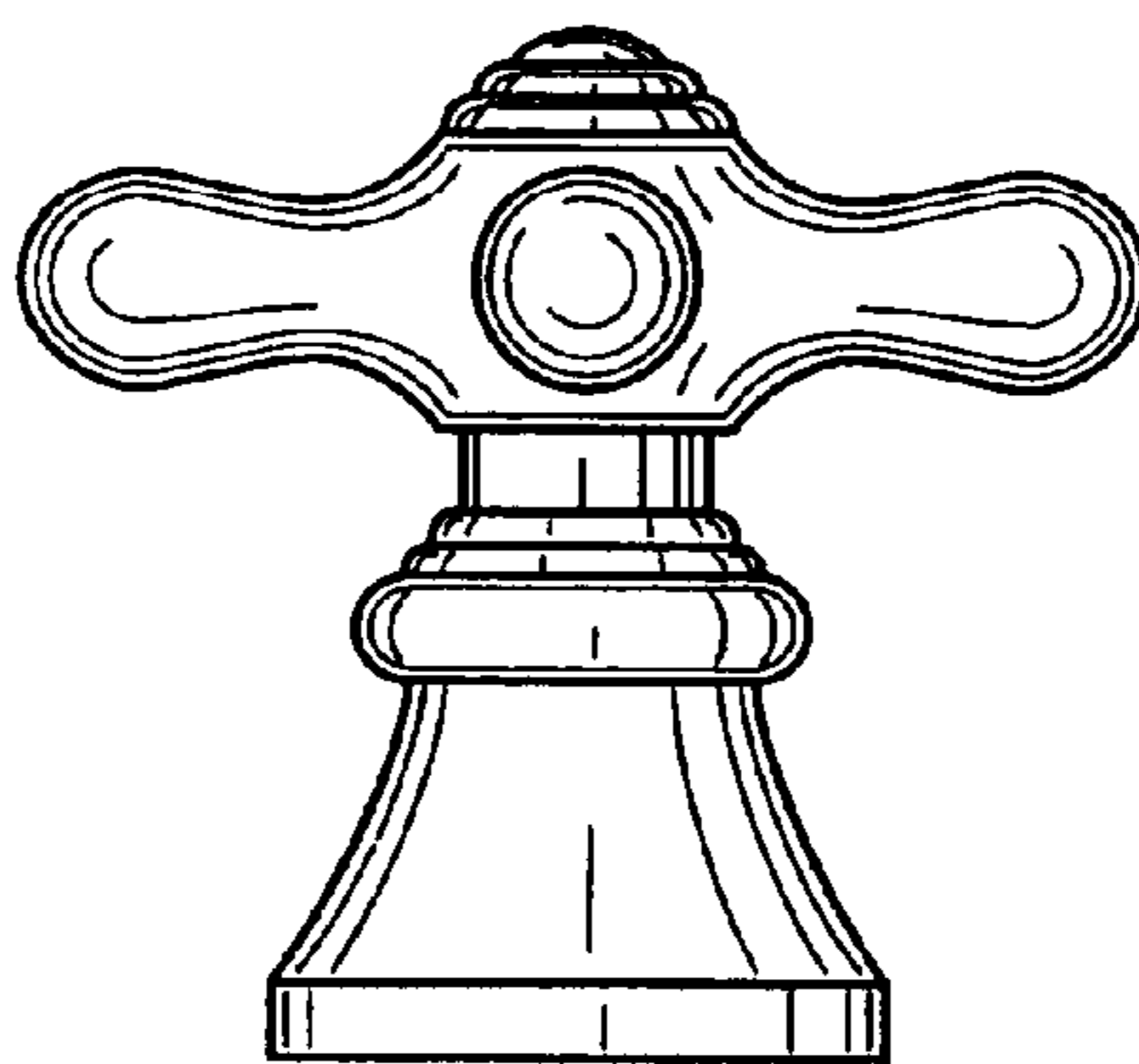


FIG. 2




FIG. 3




FIG. 4