



US00D418194S

United States Patent [19]
Oyama et al.

[11] **Patent Number: Des. 418,194**

[45] **Date of Patent: ** Dec. 28, 1999**

[54] **REEL SEAT FOR FISHING ROD**

D. 403,045 12/1998 Yamamoto et al. D22/142

[75] Inventors: **Mitsuyoshi Oyama**, Musashino;
Shigeru Yamamoto; **Teiji Matsubara**,
both of Higashikurume, all of Japan

FOREIGN PATENT DOCUMENTS

923954 5/1995 Japan .
923962 5/1995 Japan .
923962-1 5/1995 Japan .
923962-2 5/1995 Japan .

[73] Assignee: **Daiwa Seiko, Inc.**, Tokyo, Japan

[**] Term: **14 Years**

Primary Examiner—Louis S. Zarfes
Assistant Examiner—Inga-Maria Hyttinen
Attorney, Agent, or Firm—Liniak, Beernato, Longacre &
White

[21] Appl. No.: **29/086,962**

[22] Filed: **Apr. 23, 1998**

[30] **Foreign Application Priority Data**

Oct. 31, 1997 [JP] Japan 9-73569

[51] **LOC (6) Cl.** **22-05**

[52] **U.S. Cl.** **D22/142**

[58] **Field of Search** D22/134, 137,
D22/138, 139, 142, 199; 43/4, 18.1, 20,
22, 23, 25

[57] **CLAIM**

The ornamental design for a reel seat for fishing rod, as shown and described.

DESCRIPTION

FIG. 1 is a perspective view of the top, front and left sides of a reel seat for fishing rod according to the present invention.

FIG. 2 is a perspective view of the bottom, front and left sides of the reel seat for fishing rod as shown in FIG. 1.

FIG. 3 is a perspective view of the bottom, rear and left sides of the reel seat for fishing rod as shown in FIG. 1.

FIG. 4 is a top plan view of the reel seat for fishing rod as shown in FIG. 1.

FIG. 5 is a bottom plan view of the reel seat for fishing rod as shown in FIG. 1.

FIG. 6 is a front elevational view of the reel seat for fishing rod as shown in FIG. 1.

FIG. 7 is a right side elevational view of the reel seat for fishing rod as shown in FIG. 1.

FIG. 8 is a rear elevational view of the reel seat for fishing rod as shown in FIG. 1.

FIG. 9 is a left side elevational view of the reel seat for fishing rod as shown in FIG. 1.

[56] **References Cited**

U.S. PATENT DOCUMENTS

D. 108,721 3/1938 Morgan D22/142
D. 314,036 1/1991 Oyama D22/142
D. 316,738 5/1991 Oyama .
D. 317,345 6/1991 Oyama D22/142
D. 329,909 9/1992 Oyama D22/142
D. 349,942 8/1994 Oyama et al. D22/142
D. 352,341 11/1994 Park .
D. 381,736 7/1997 Grice D22/142
D. 383,828 9/1997 Grice D22/142
D. 387,125 12/1997 Grems et al. D22/142
D. 389,554 1/1998 Ohmura D22/142
D. 390,625 2/1998 Oyama et al. D22/142
D. 391,621 3/1998 Oyama et al. D22/142
D. 393,043 3/1998 Grice D22/142
D. 403,044 12/1998 Tayama et al. D22/142

1 Claim, 2 Drawing Sheets

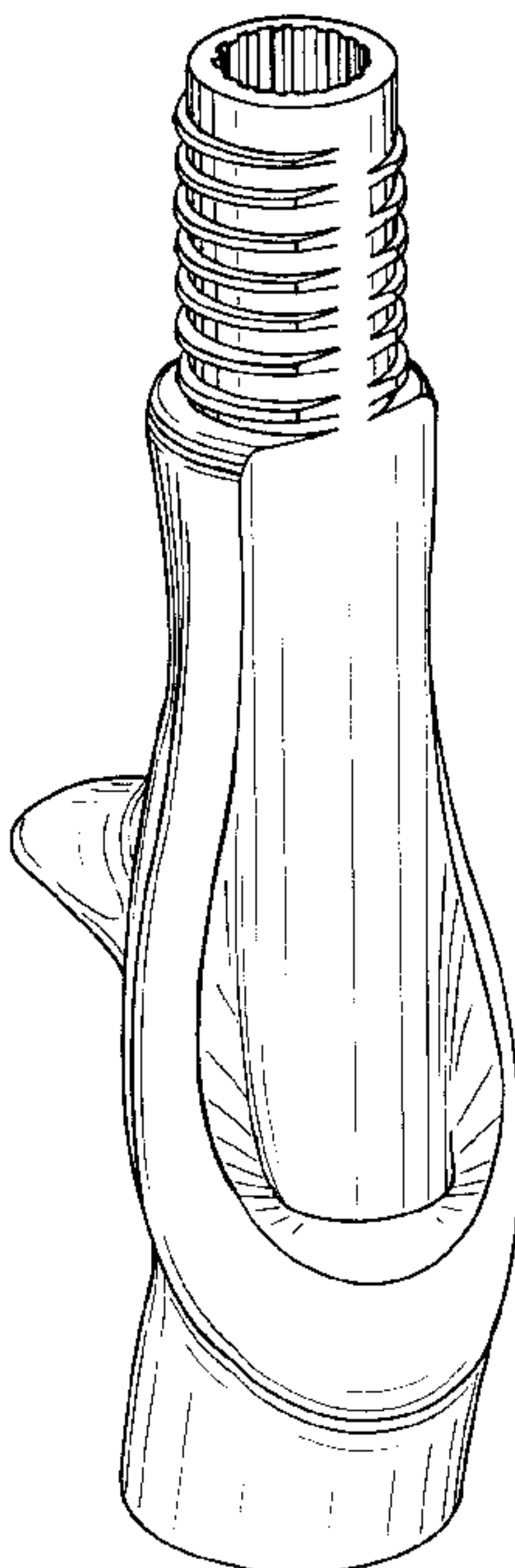


FIG. 1

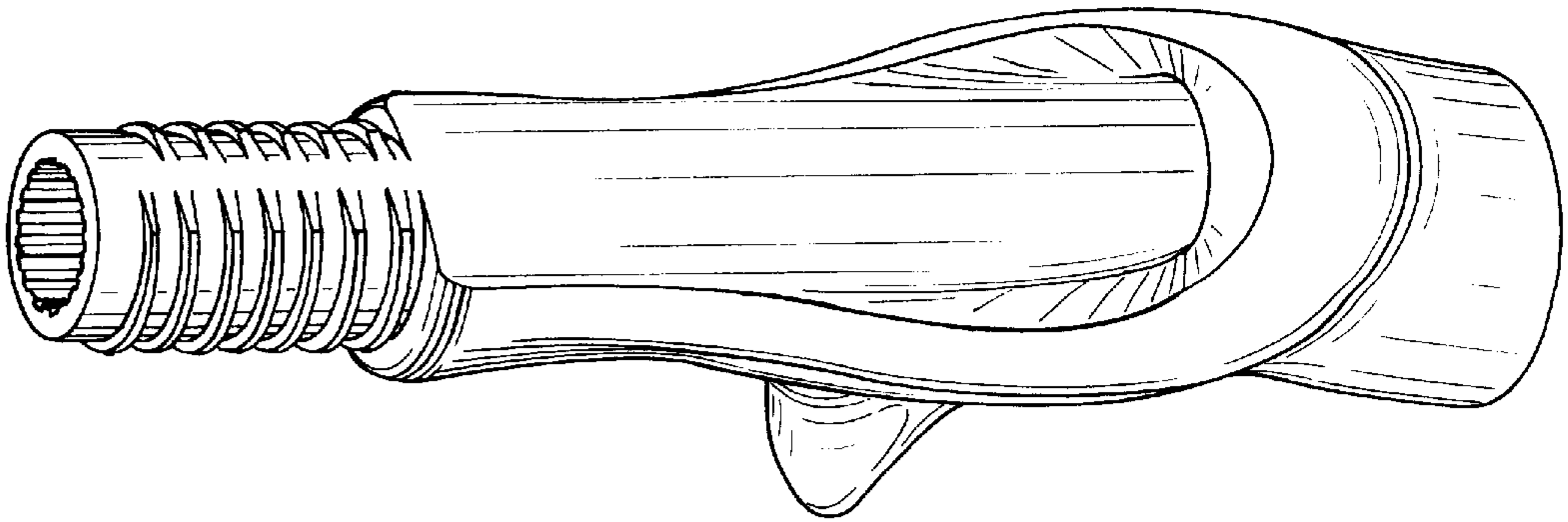


FIG. 2

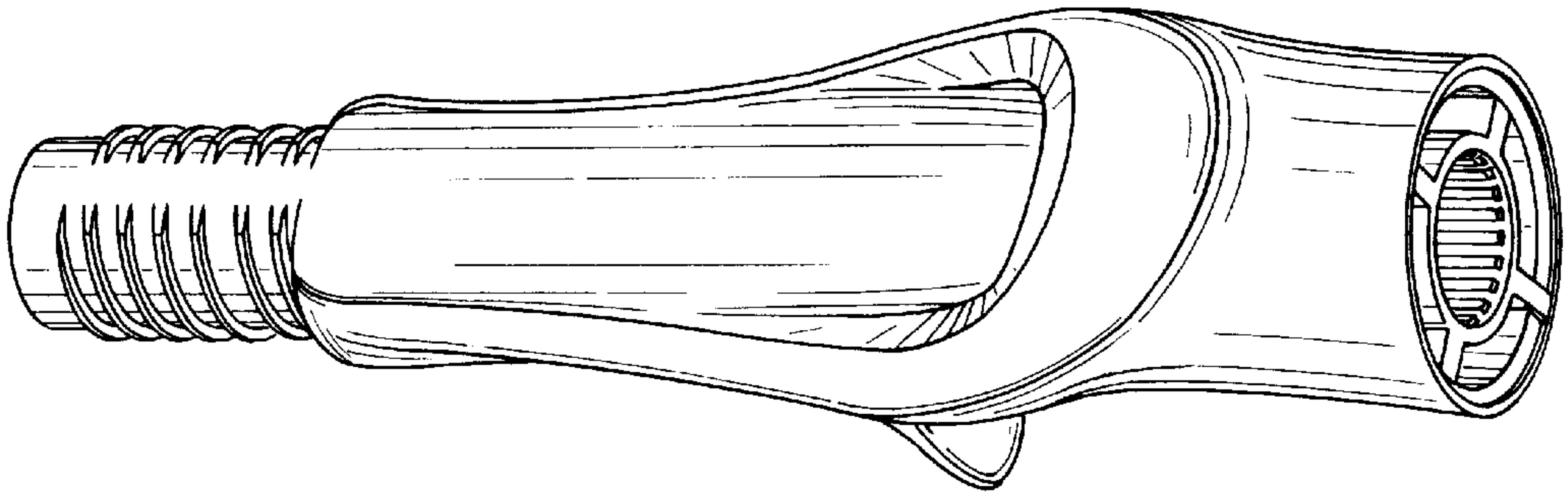


FIG. 3

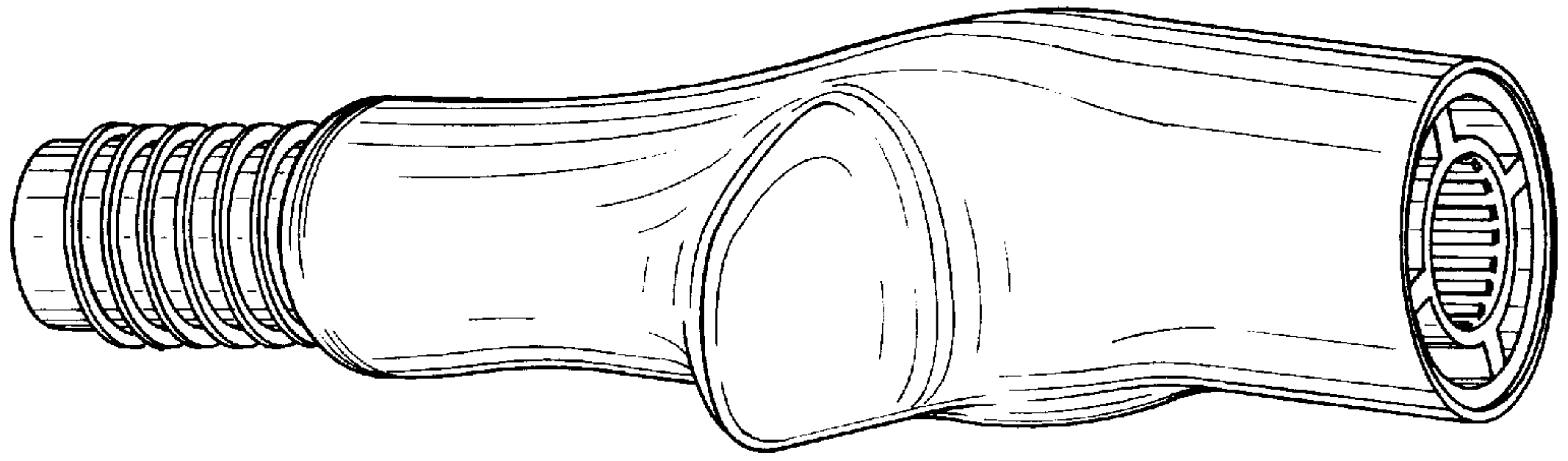


FIG. 4

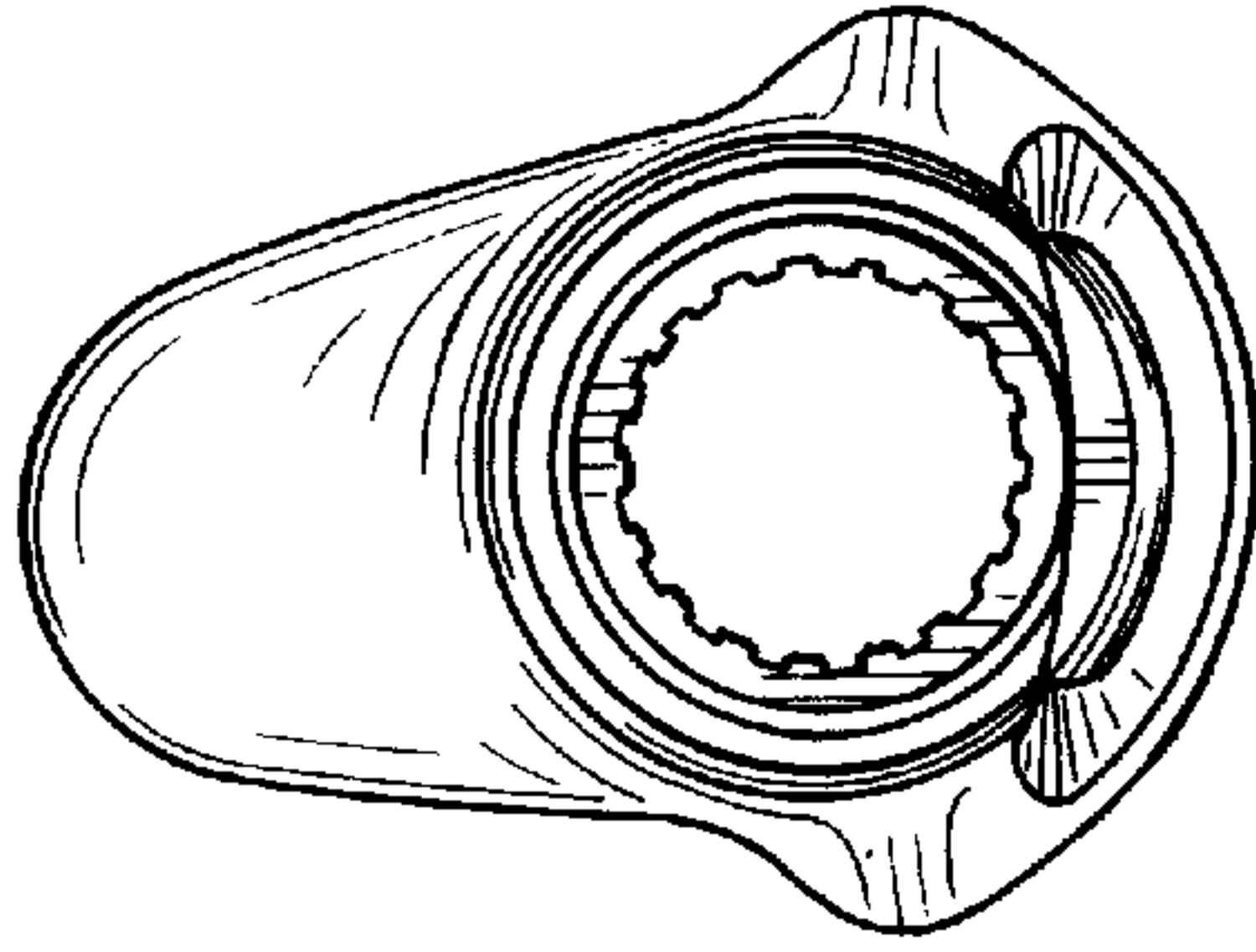


FIG. 5

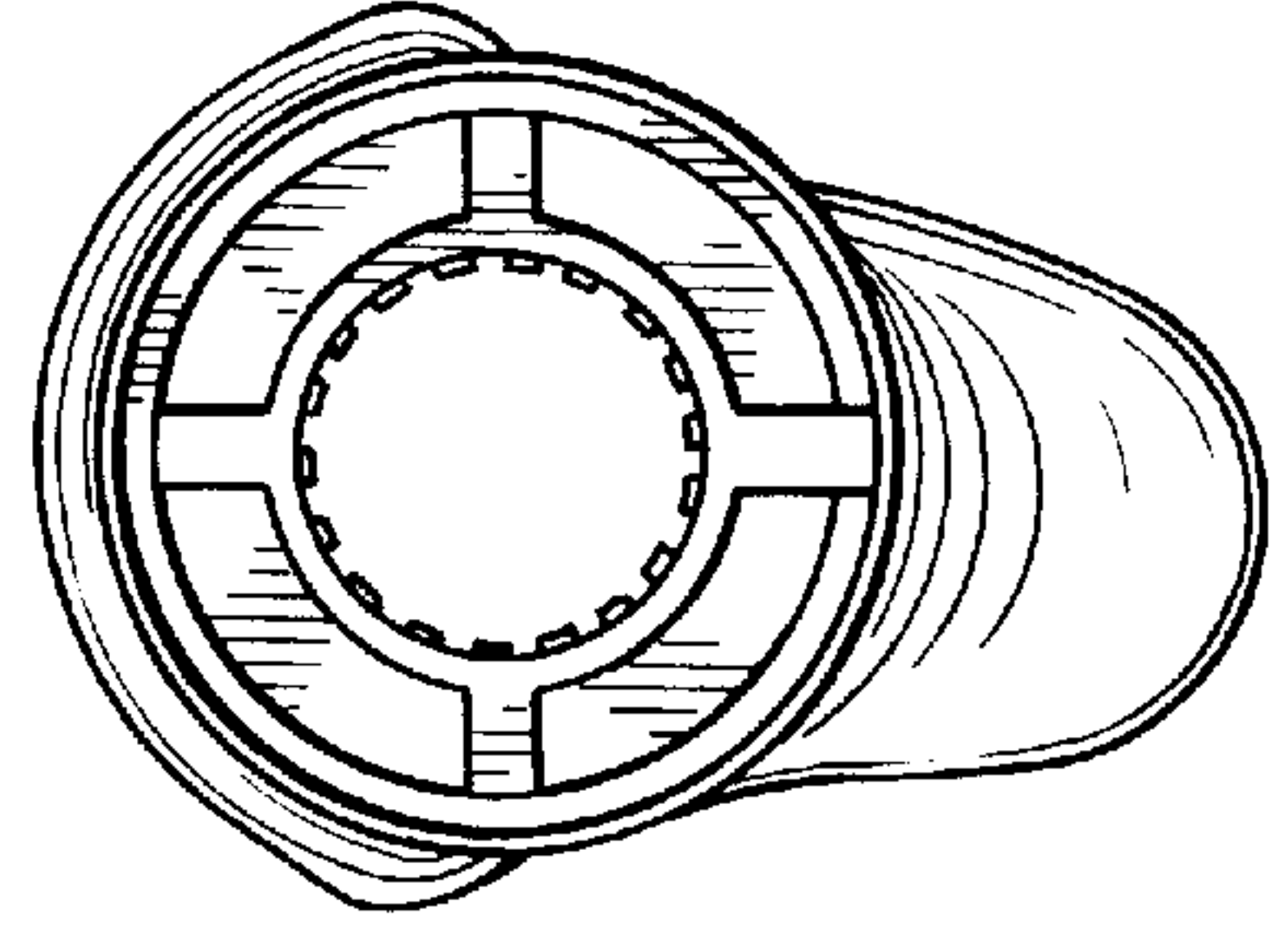


FIG. 6

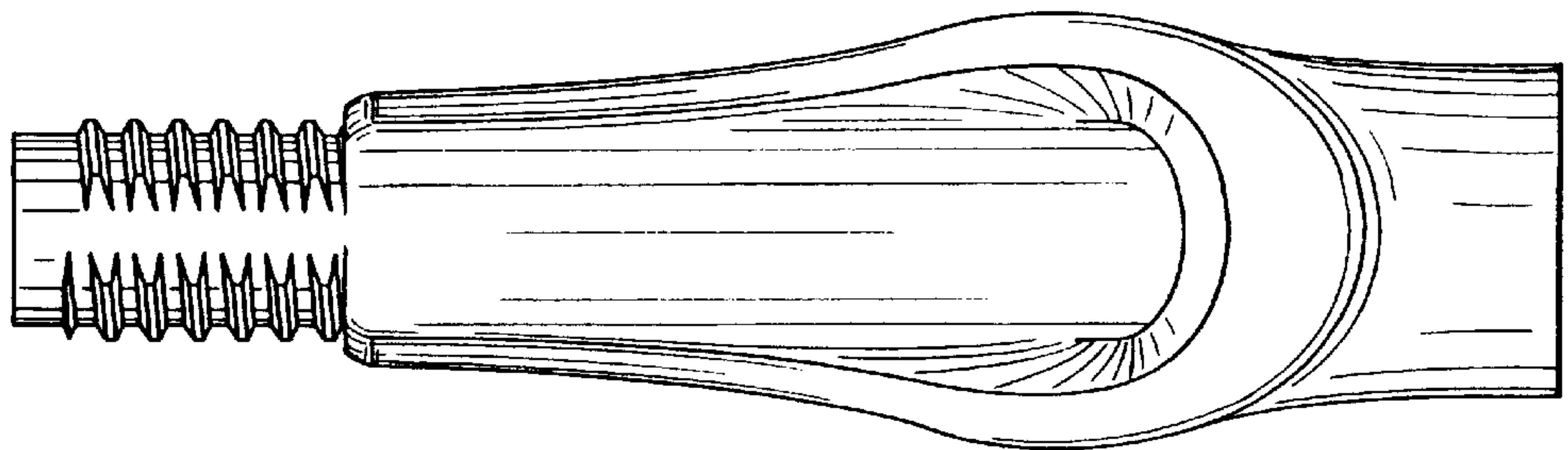


FIG. 7

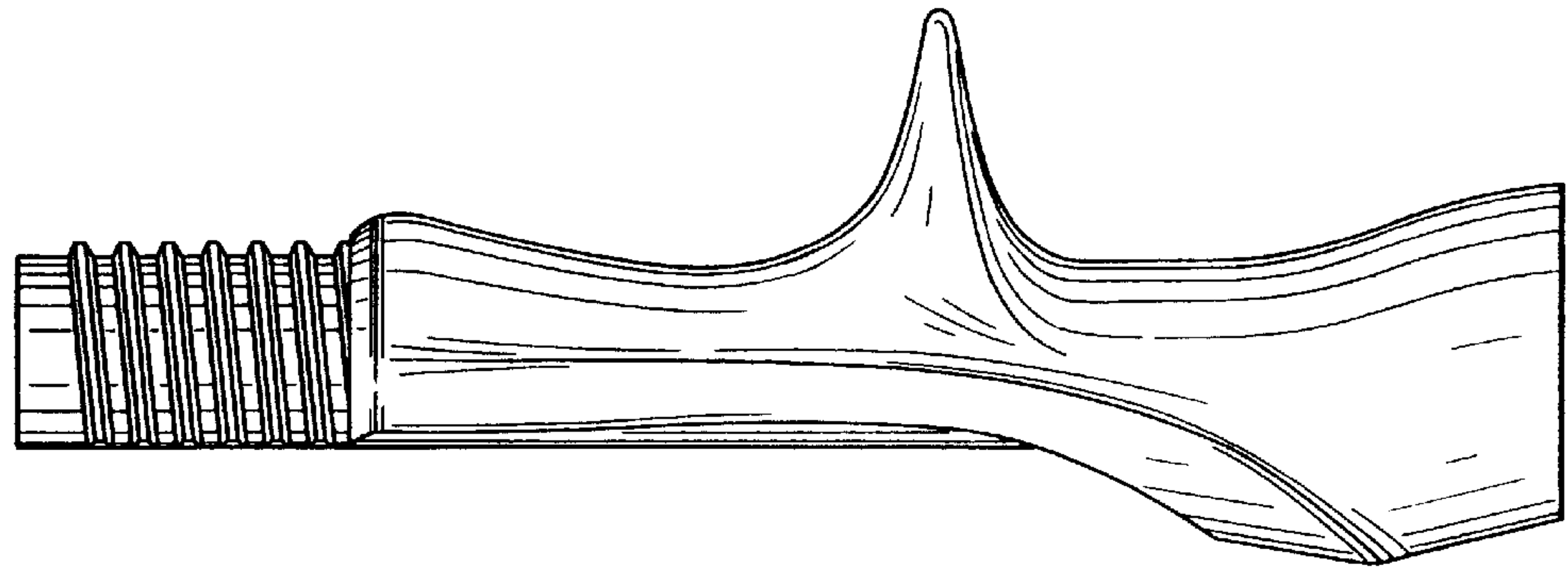


FIG. 8

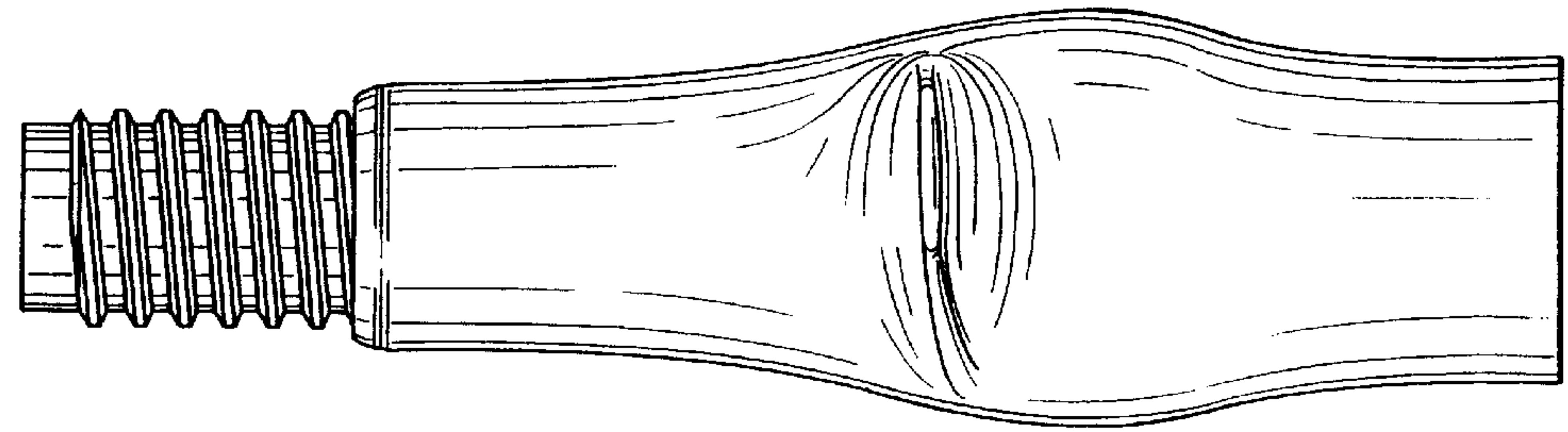


FIG. 9

