



US00D418164S

United States Patent [19]
Izushima

[11] **Patent Number: Des. 418,164**

[45] **Date of Patent: ** Dec. 28, 1999**

[54] **CAP FOR A WRITING INSTRUMENT**

[75] Inventor: **Hikomichi Izushima**, Kawagoe, Japan

[73] Assignee: **Kotobuki & Co., Ltd.**, Kyoto, Japan

[**] Term: **14 Years**

[21] Appl. No.: **29/107,311**

[22] Filed: **Jul. 6, 1999**

[51] **LOC (6) Cl.** **19-06**

[52] **U.S. Cl.** **D19/57; D19/56**

[58] **Field of Search** D19/35, 36, 41-51,
D19/53-58, 81-85; 401/202, 262, 243,
244, 245, 246, 247

[56] **References Cited**

U.S. PATENT DOCUMENTS

- D. 78,794 6/1929 Sheaffer D19/36
- D. 96,023 6/1935 Cuthbert D19/48
- D. 358,844 5/1995 Ito D19/57

- D. 359,759 6/1995 Otake D19/57
- D. 373,383 9/1996 Izushima D19/57
- D. 391,294 2/1998 Izushima D19/57
- D. 409,661 5/1999 Izushima D19/57

Primary Examiner—Martie K. Holtje
Attorney, Agent, or Firm—McGinn & Gibb, P.C.


[57] **CLAIM**

The ornamental design for a cap for a writing instrument, as shown and described.


DESCRIPTION

FIG. 1 is a perspective view according to the present invention;
FIG. 2 is a front elevational view of FIG. 1;
FIG. 3 is a right side elevational view of FIG. 1, the left side being a mirror image of the right side;
FIG. 4 is a rear elevational view of FIG. 1;
FIG. 5 is a top plan view of FIG. 1; and,
FIG. 6 is a bottom plan view of FIG. 1.


1 Claim, 1 Drawing Sheet



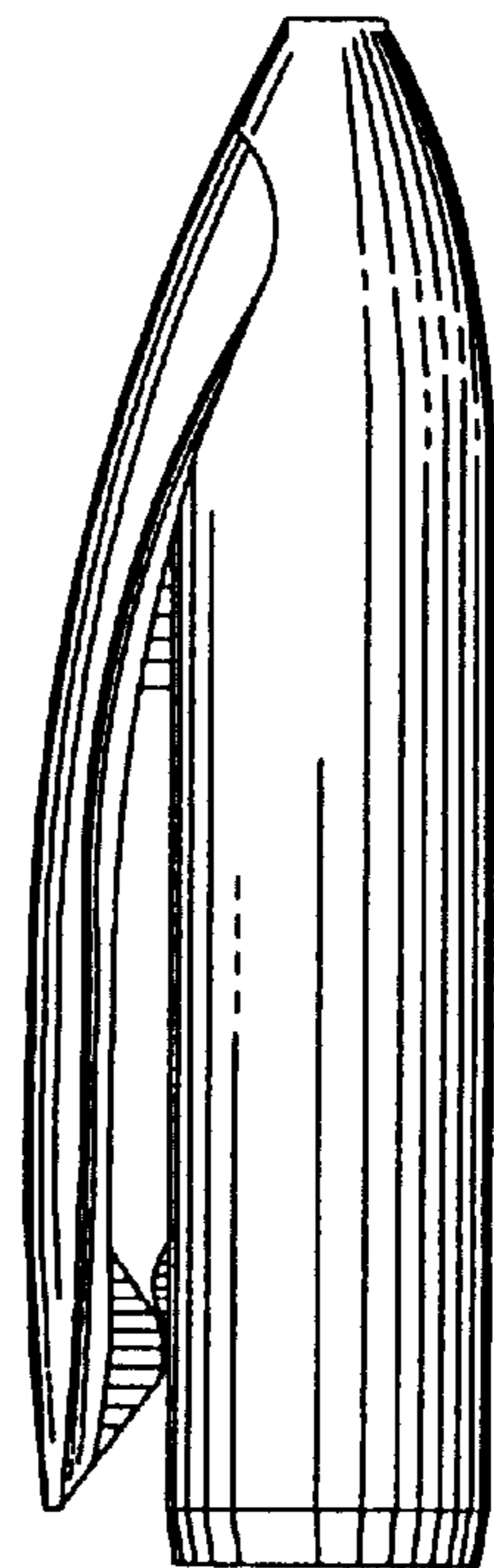
F I G . 1




F I G . 2



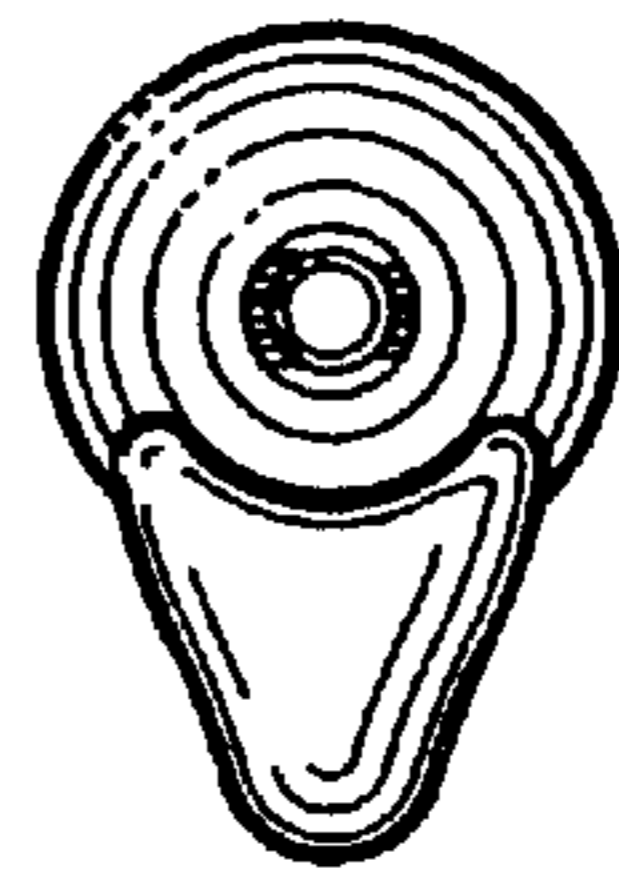
F I G . 3



F I G . 4



F I G . 5



F I G . 6

