



US00D418163S

# United States Patent [19] Rosen

[11] **Patent Number: Des. 418,163**

[45] **Date of Patent: \*\* Dec. 28, 1999**

[54] **WRITING INSTRUMENT**

[75] Inventor: **Lawrence I. Rosen**, Mendham, N.J.

[73] Assignee: **Rose Art Industries, Inc.**, Livingston, N.J.

[\*\*] Term: **14 Years**

[21] Appl. No.: **29/106,776**

[22] Filed: **Jun. 22, 1999**

[51] **LOC (6) Cl.** ..... **19-06**

[52] **U.S. Cl.** ..... **D19/51; D19/55; D19/56**

[58] **Field of Search** ..... D19/35, 36, 41-49, D19/50, 51, 53-58, 81-85; 401/6, 7, 88, 99, 100, 103, 104, 109, 110, 116, 209

[56] **References Cited**

**U.S. PATENT DOCUMENTS**

D. 324,238	2/1992	Nitta	.....	D19/49
D. 363,084	10/1995	Hollington	.....	D19/51
D. 364,424	11/1995	Shimizu	.....	D19/55 X
D. 368,738	4/1996	Osada et al.	.....	D19/49 X
D. 377,051	12/1996	Takemura	.....	D19/47 X
D. 388,828	1/1998	Kouda	.....	D19/49
D. 410,952	6/1999	Hadtke et al.	.....	D19/47
D. 412,183	7/1999	Stukenkemper	.....	D19/48

*Primary Examiner*—Martie Thompson  
*Attorney, Agent, or Firm*—Allen N. Friedman; McCarter & English, LLP

[57] **CLAIM**

I claim the ornamental design for a writing instrument, as shown and described.

**DESCRIPTION**

FIG. 1 is a perspective view of a writing instrument showing our new design;

FIG. 2 is a front elevational view;

FIG. 3 is a right side elevational view, the left side being a mirror image thereof;

FIG. 4 is a rear elevational view;

FIG. 5 is a top plan view;

FIG. 6 is a bottom plan view;

FIG. 7 is a perspective view of a second embodiment of my new design of FIG. 1;

FIG. 8 is a front elevational view of FIG. 7;

FIG. 9 is a right side elevational view of FIG. 7, the left side being a mirror image thereof;

FIG. 10 is a rear elevational view of FIG. 7;

FIG. 11 is a top plan view of FIG. 7; and,

FIG. 12 is a bottom plan view of FIG. 7.

**1 Claim, 2 Drawing Sheets**




FIG. 1

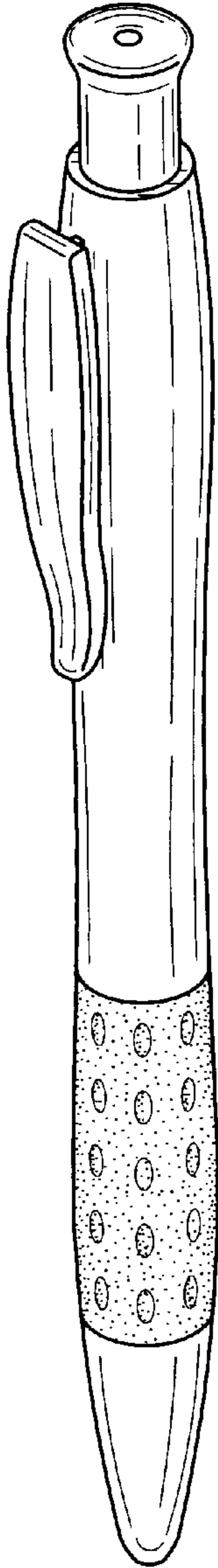


FIG. 2

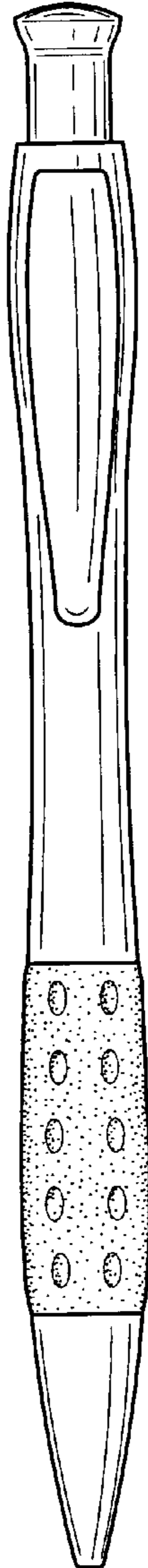


FIG. 3

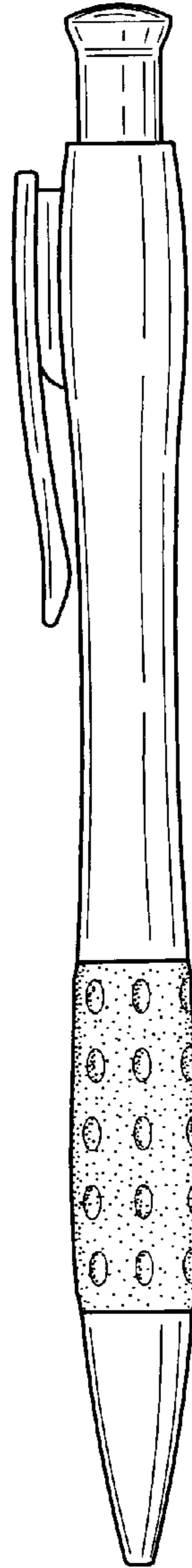


FIG. 4

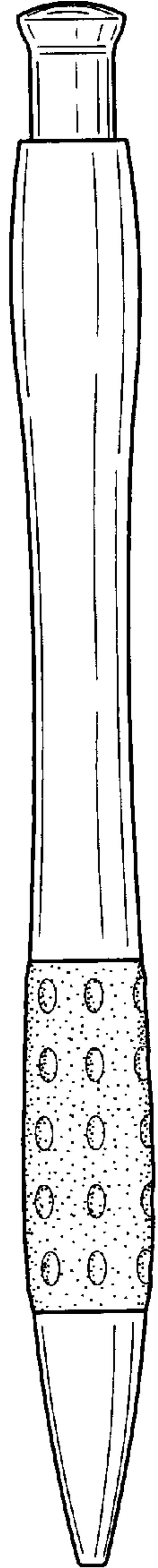


FIG. 5

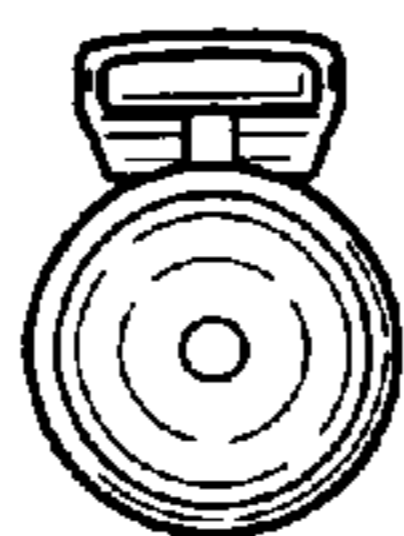


FIG. 6

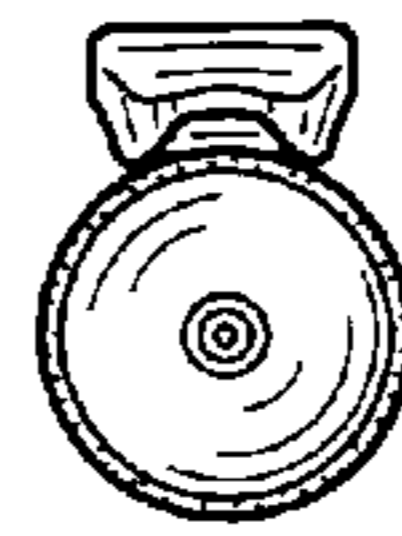


FIG. 7

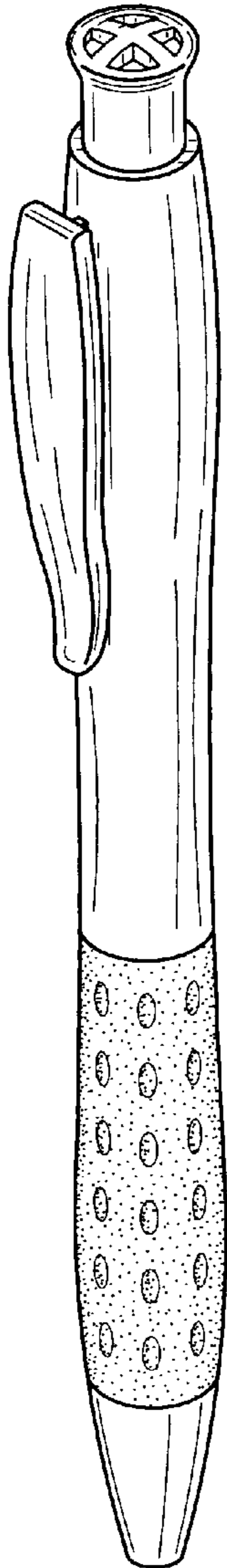


FIG. 8

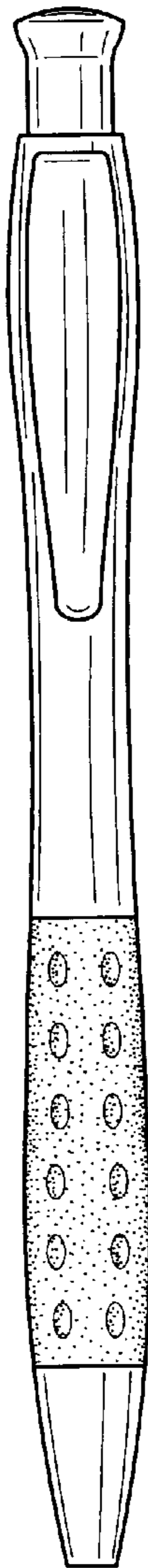


FIG. 9

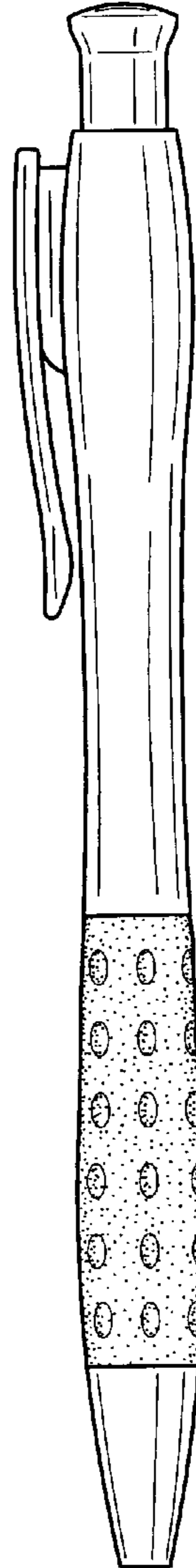


FIG. 10




FIG. 11



FIG. 12

