



US00D418161S

United States Patent [19]

[11] **Patent Number: Des. 418,161**

Tell

[45] **Date of Patent: ** Dec. 28, 1999**

[54] **ZIPPERED BINDER POCKET**

[75] Inventor: **Richard B. Tell**, Los Angeles, Calif.

[73] Assignee: **20th Century Plastics**, Brea, Calif.

[**] Term: **14 Years**

[21] Appl. No.: **29/078,205**

[22] Filed: **Oct. 21, 1997**

2,677,376 5/1954 Brunner 281/27.1
 2,732,842 1/1956 Loudon .
 3,191,319 6/1965 Waisgerber .
 4,164,085 8/1979 Steeb et al. .
 5,265,359 11/1993 Glazer et al. 402/79
 5,788,283 8/1998 Adler 281/38

Primary Examiner—Martie K. Holtje
Attorney, Agent, or Firm—Knobbe, Martens, Olson & Bear, LLP

Related U.S. Application Data

[63] Continuation-in-part of application No. 29/076,840, Sep. 18, 1997, abandoned.

[51] **LOC (6) Cl.** **19-04**
 [52] **U.S. Cl.** **D19/33; D19/86; D19/83**
 [58] **Field of Search** D3/301, 303; D19/26, D19/27, 28, 32, 33, 81-85, 86, 90, 91, 99, 100; 281/3.1, 15.1, 17, 19.1, 27.1, 27.2, 27.3, 21.1, 29, 38, 31, 35, 44, 45, 51; 402/79, 80 R; 229/67.1

References Cited

U.S. PATENT DOCUMENTS

D. 159,614 8/1950 Hersh .
 D. 175,389 8/1955 Brunner D3/301
 D. 181,110 10/1957 Rubinstein D3/249
 D. 212,148 8/1968 Dean .
 D. 240,815 8/1976 Petersom D19/33
 D. 378,685 4/1997 French et al. D19/33
 D. 407,435 3/1999 Tell D19/33
 1,168,392 1/1916 Gruethner .

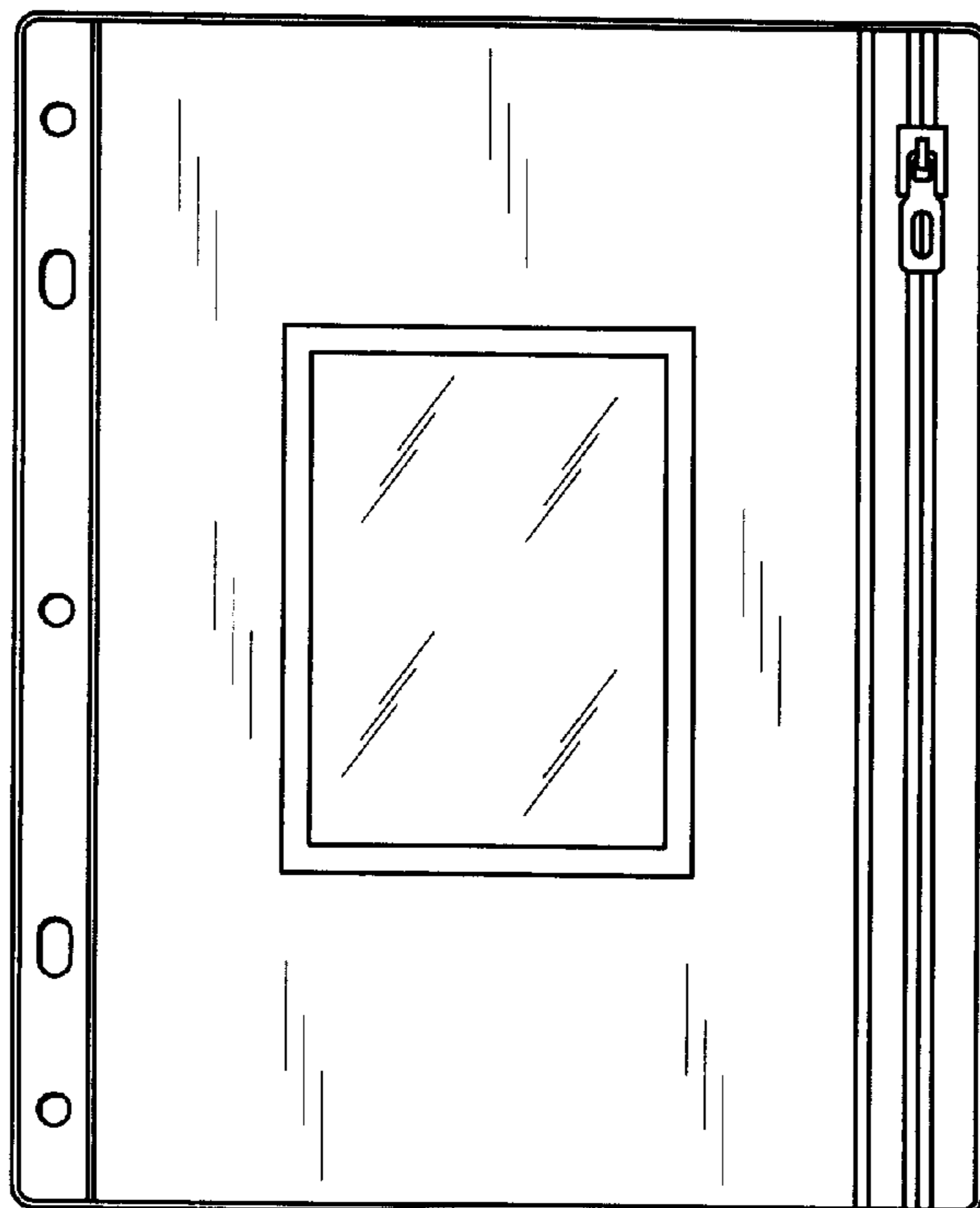
[57] CLAIM

The ornamental design for a zippered binder pocket, as shown and described.

DESCRIPTION

FIG. 1 is a front elevational view of a zippered binder pocket showing my new design;
 FIG. 2 is a rear elevational view;
 FIG. 3 is a right side elevational view;
 FIG. 4 is a left side elevational view;
 FIG. 5 is a bottom plan view;
 FIG. 6 is a top plan view;
 FIG. 7 is a front elevational view of a second embodiment of my new design;
 FIG. 8 is a front elevational view of a third embodiment of my new design; and,
 FIG. 9 is a front elevational view of a fourth embodiment of my new design.
 FIGS. 2 through 6 are representative of the rear, right and left sides, and bottom and top views in the embodiments of FIGS. 7, 8 and 9.

1 Claim, 2 Drawing Sheets



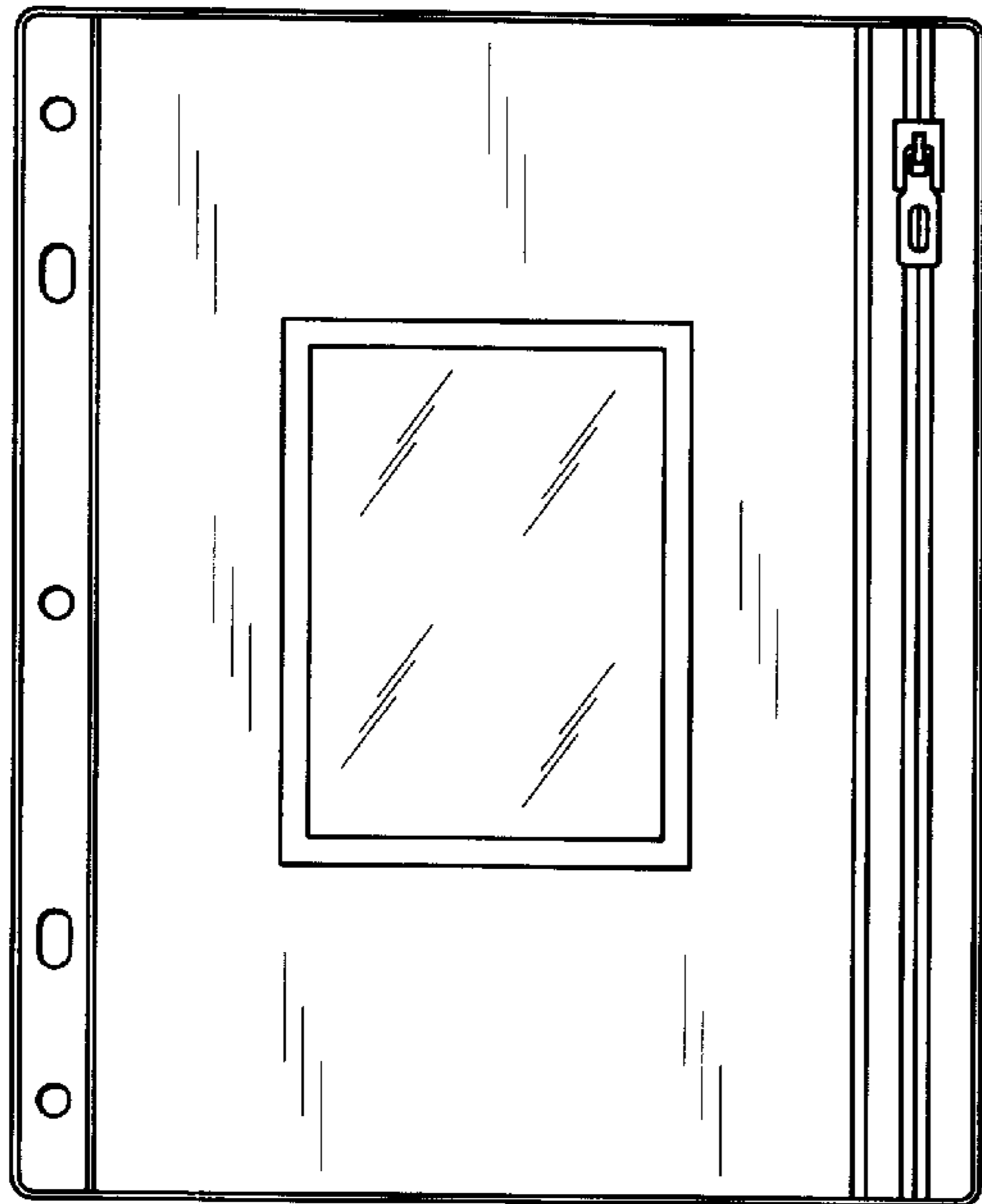


FIG. 1

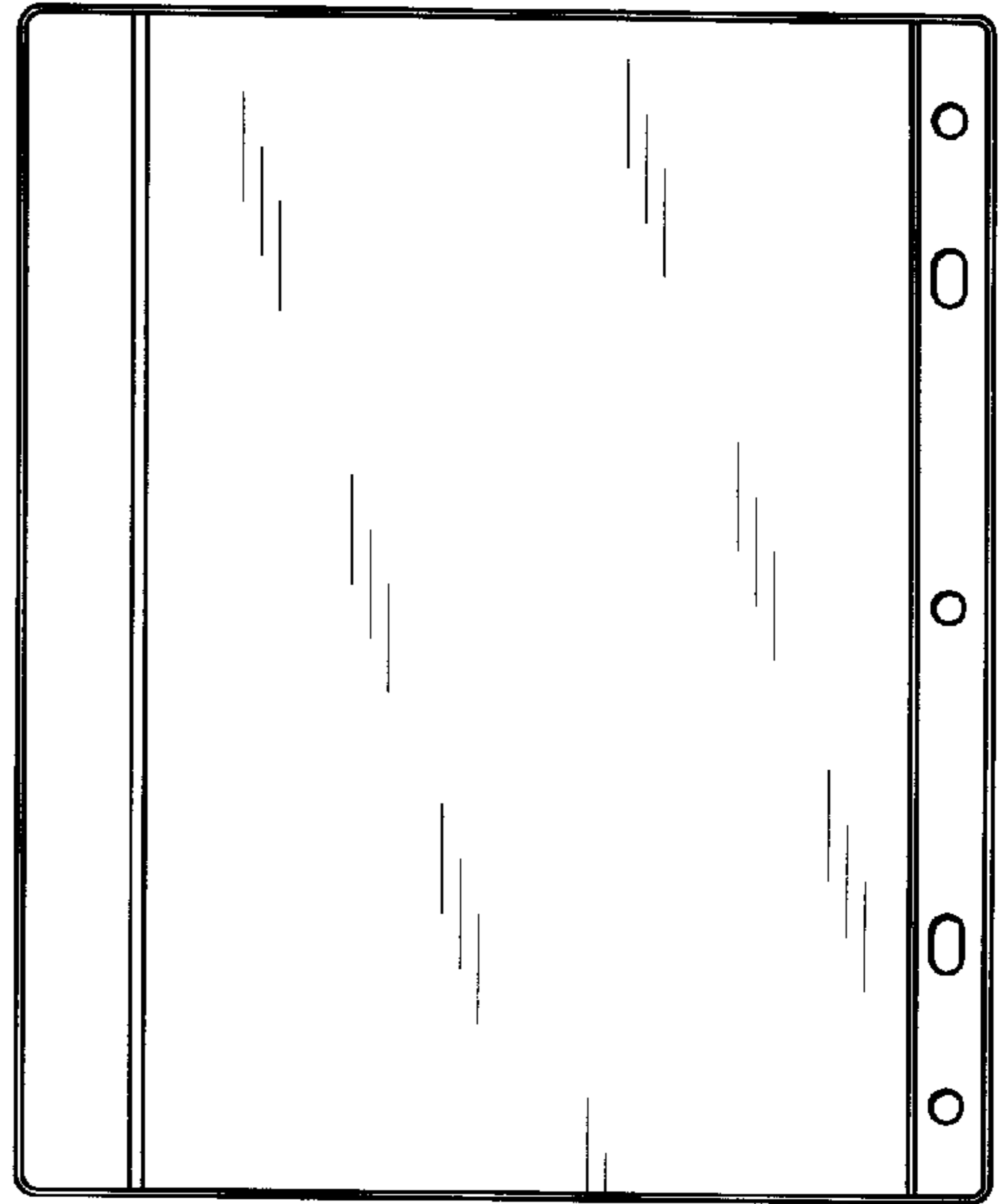


FIG. 2



FIG. 3



FIG. 4



FIG. 5



FIG. 6

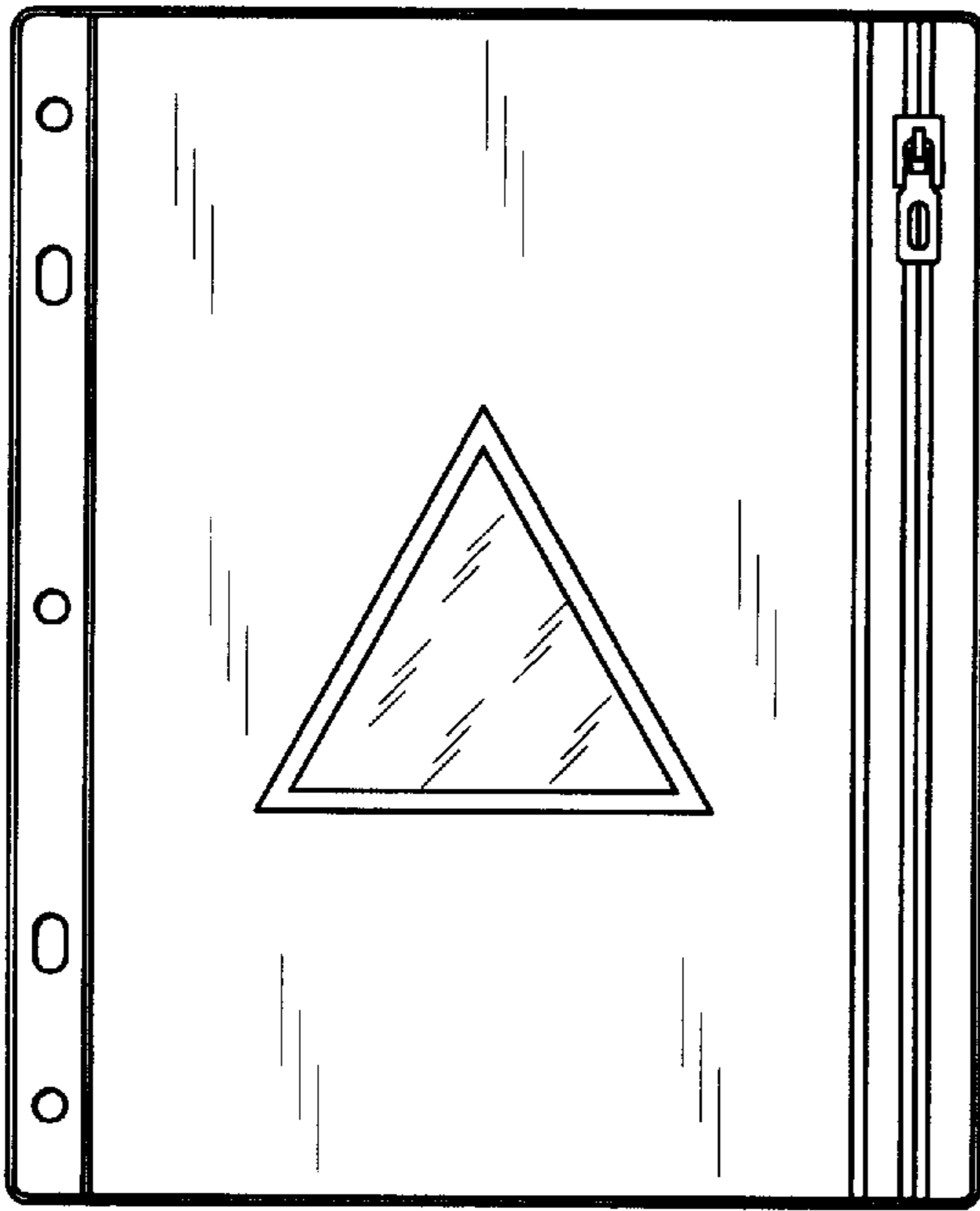


FIG. 7

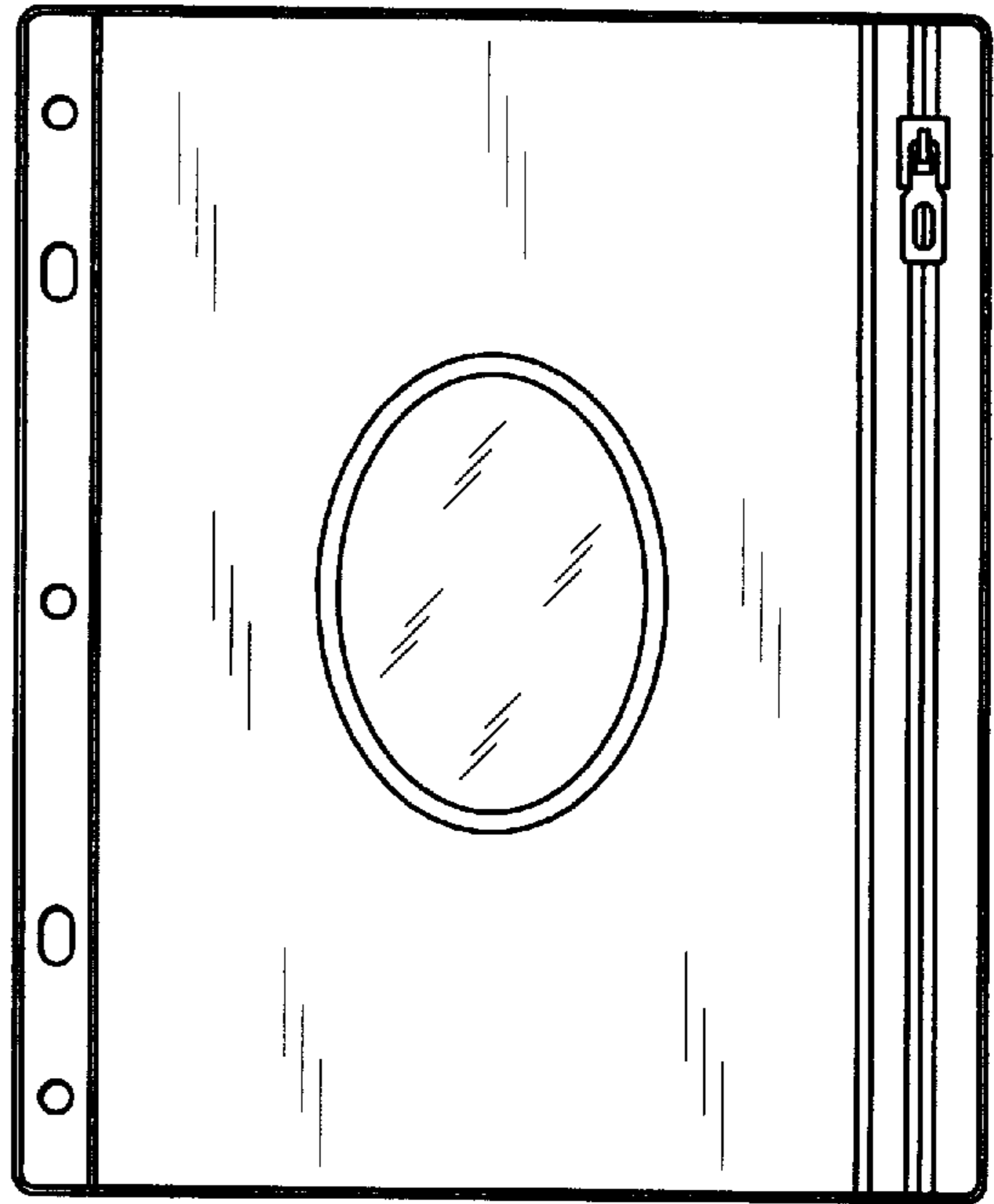


FIG. 8

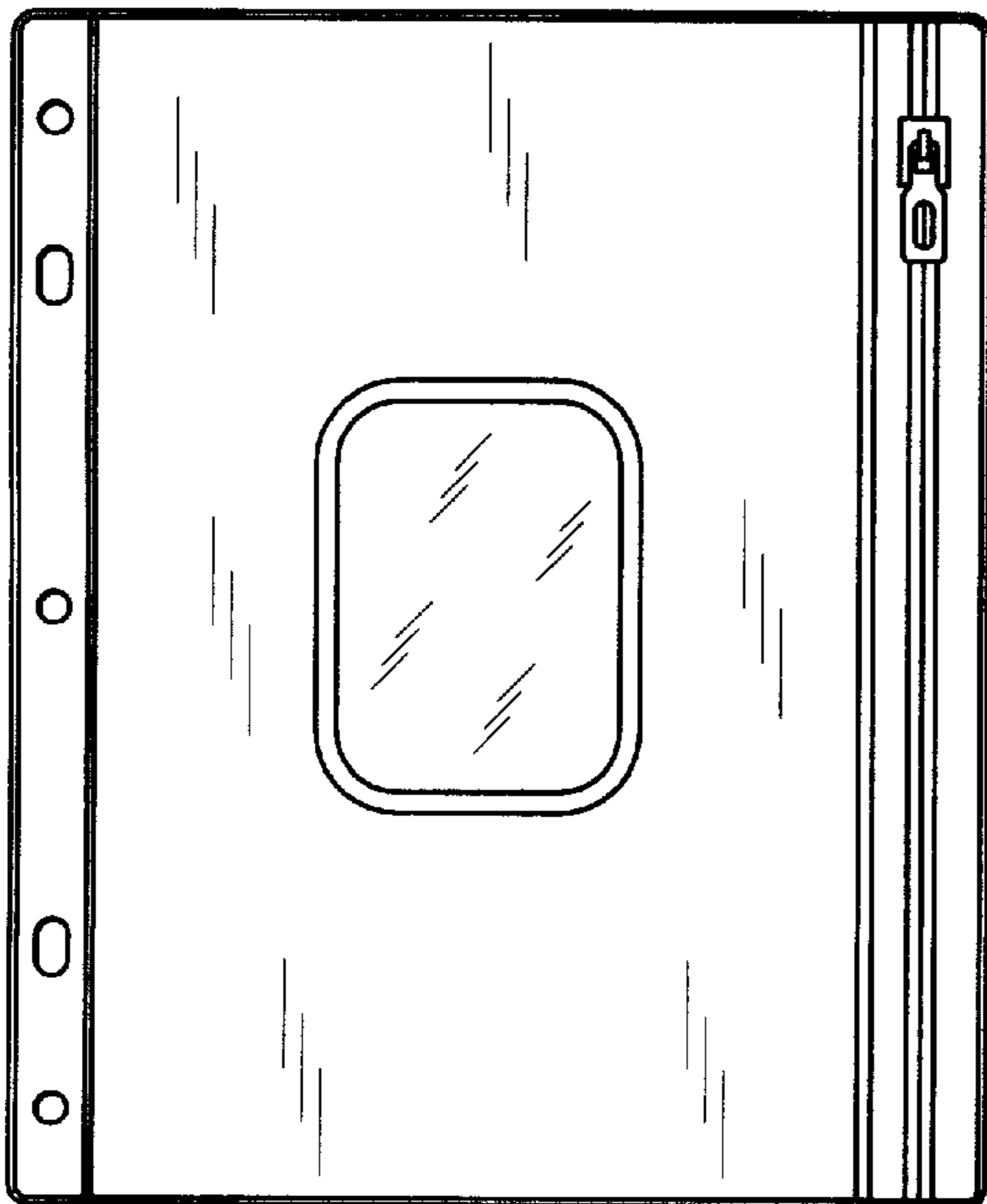


FIG. 9