



US00D418156S

**United States Patent** [19]  
**Maeda**

[11] **Patent Number: Des. 418,156**

[45] **Date of Patent: \*\* Dec. 28, 1999**

[54] **TONER CARTRIDGE**

[75] Inventor: **Tetsuro Maeda**, Iwatsuki, Japan

[73] Assignee: **Fuji Xerox Co., Ltd.**, Tokyo, Japan

[\*\*] Term: **14 Years**

[21] Appl. No.: **29/088,474**

[22] Filed: **May 26, 1998**

[30] **Foreign Application Priority Data**

Nov. 27, 1997 [JP] Japan ..... 9-76308

[51] **LOC (6) Cl.** ..... **16-03**

[52] **U.S. Cl.** ..... **D18/43**

[58] **Field of Search** ..... D18/43, 40, 56;  
355/1, 55; 399/24, 27, 59, 71, 74, 103,  
110-112, 114, 116, 117, 119, 222, 227,  
256, 258, 299, 303, 358

[56] **References Cited**

**U.S. PATENT DOCUMENTS**

D. 287,023 12/1986 Masaki ..... D18/43

D. 365,845 1/1996 Yasuda et al. .... D18/43  
D. 368,112 3/1996 Komaki ..... D18/43  
D. 408,444 4/1999 Maeda ..... D18/40

*Primary Examiner*—Caron D. Veynar  
*Attorney, Agent, or Firm*—Oliff & Berridge, PLC.

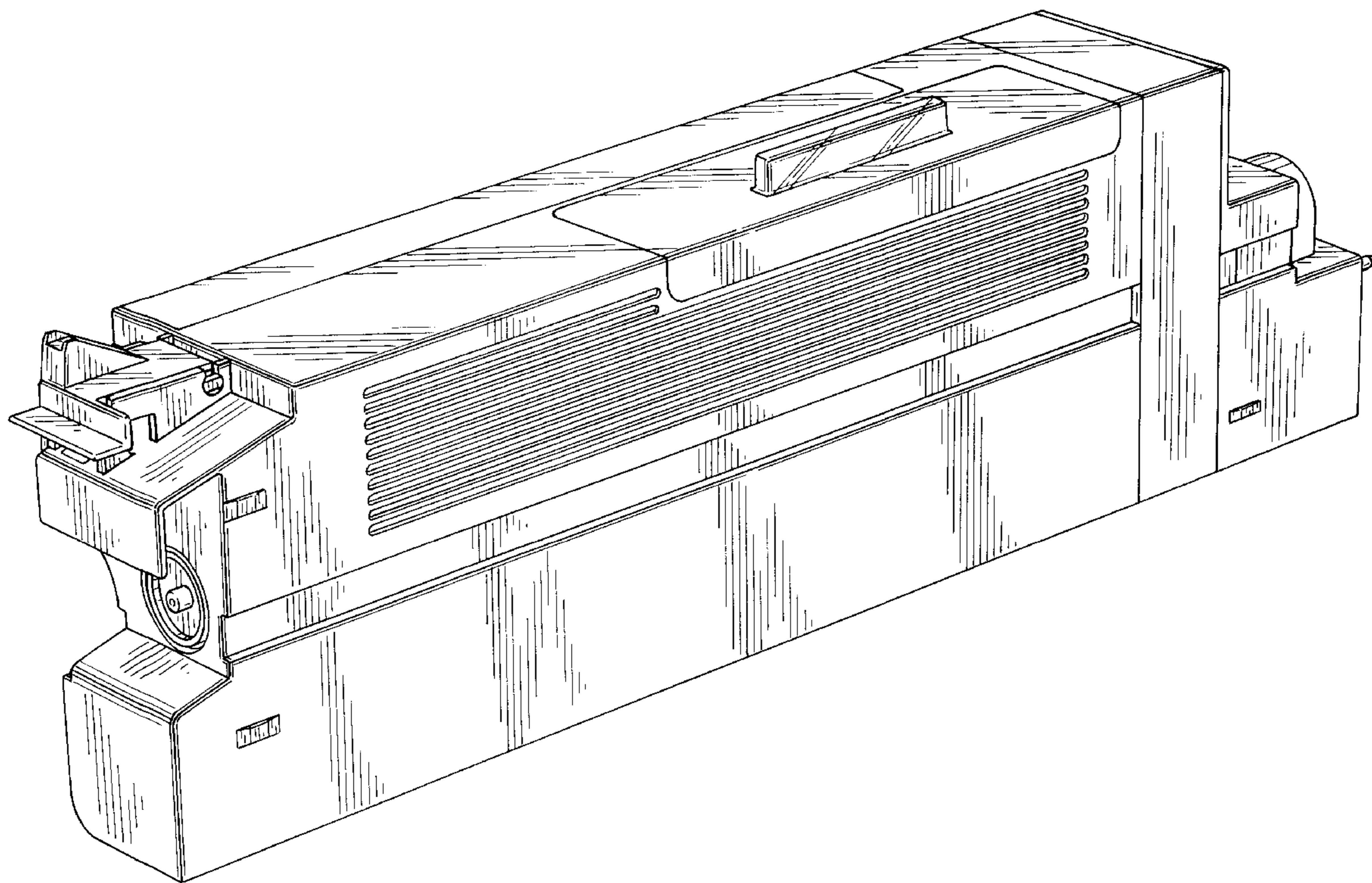
[57] **CLAIM**

The ornamental design for a toner cartridge, as shown and described.

**DESCRIPTION**

FIG. 1 is a perspective view of the top, front and left side of a toner cartridge showing my new design;  
FIG. 2 is a top plan view thereof;  
FIG. 3 is a front view thereof;  
FIG. 4 is a left side view thereof;  
FIG. 5 is a right side view thereof;  
FIG. 6 is a bottom view thereof; and,  
FIG. 7 is a rear view thereof.

**1 Claim, 4 Drawing Sheets**



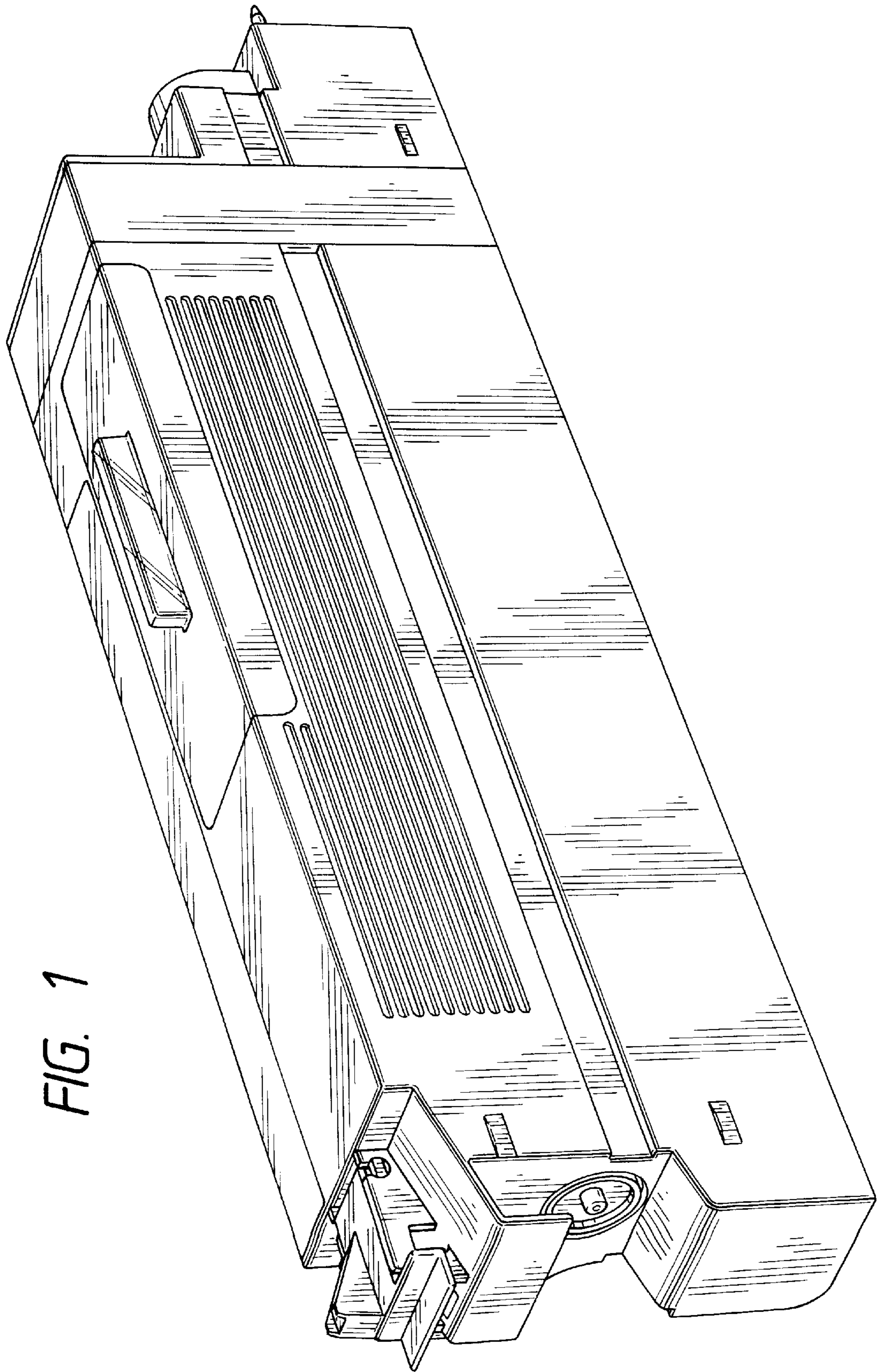


FIG. 1

FIG. 2

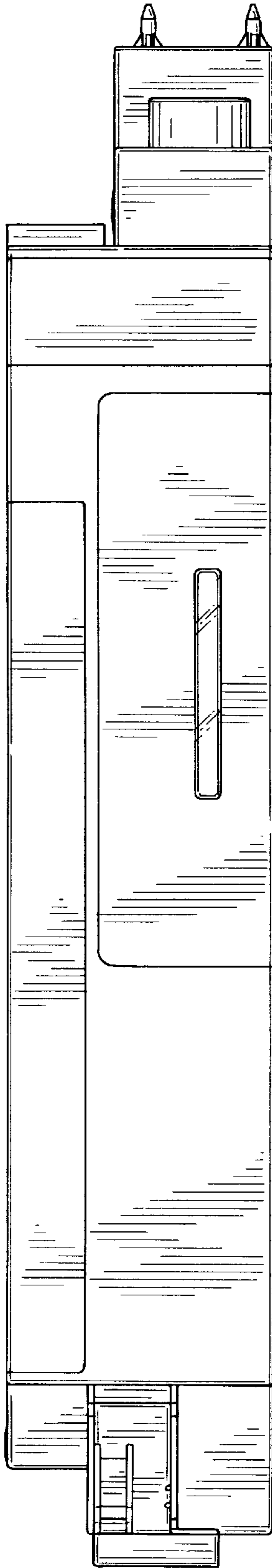


FIG. 3

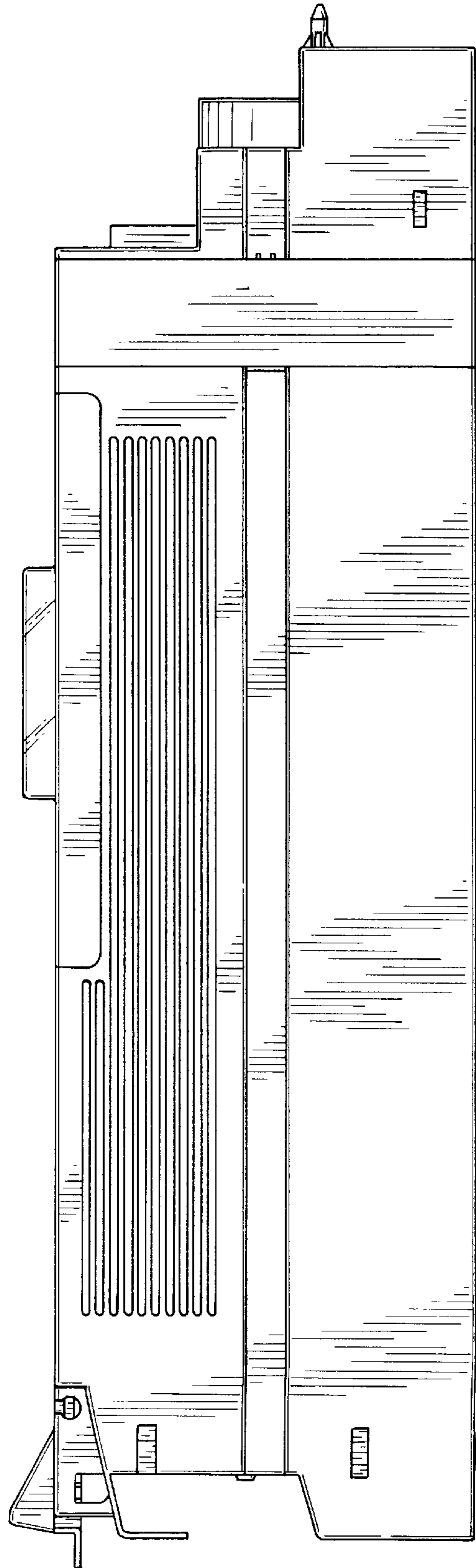


FIG. 5




FIG. 4

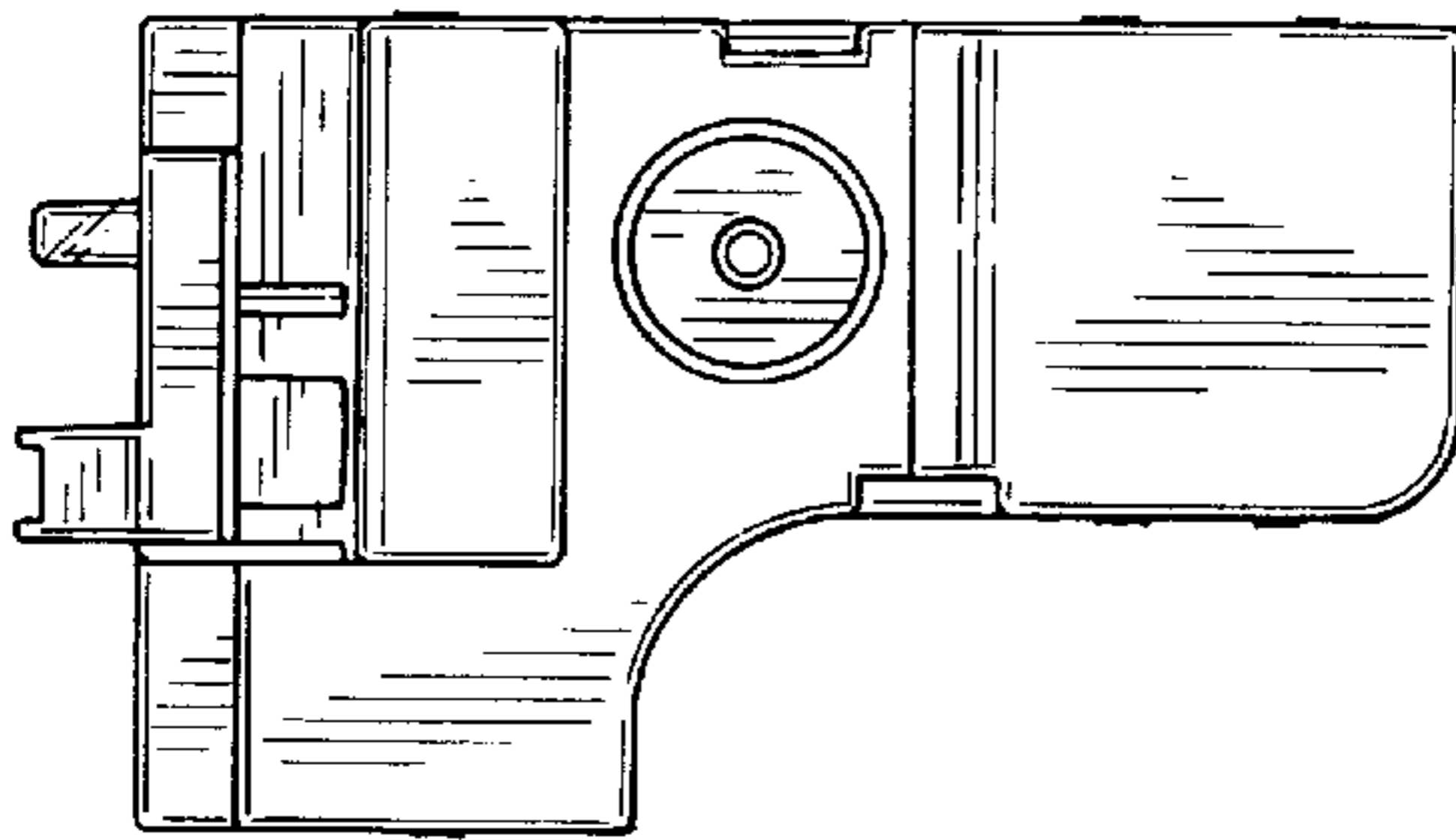


FIG. 6




FIG. 7

