



US00D418121S

United States Patent [19]
Hartford et al.

[11] **Patent Number: Des. 418,121**

[45] **Date of Patent: ** Dec. 28, 1999**

[54] **ICON IMAGE FOR A PORTION OF A
COMPUTER DISPLAY SCREEN**

[75] Inventors: **Stephen A. Hartford**, Folsom; **Daniel A. Kaye**, San Francisco; **J. Paul Montgomery**, Granite Bay; **Michael Richard Young Moore**, Rancho Cordova; **Mark R. Mooneyham**, Folsom; **Stephan M. Bouchard**, Folsom; **James D. Kimball**, Folsom; **Karl V. Miller**, Sacramento; **Jeremy D. Wheaton**; **Michael P. Radogna**, both of Carmichael; **Peter A. Tjeerdsma**, Fair Oaks, all of Calif.

[73] Assignee: **Play, Inc.**, Rancho Cordova, Calif.

[**] Term: **14 Years**

[21] Appl. No.: **29/091,848**

[22] Filed: **Aug. 5, 1998**

[51] **LOC (6) Cl.** **14-02**

[52] **U.S. Cl.** **D14/114.1**

[58] **Field of Search** D14/114, 114.1-114.9;
D18/24-33; D19/6; D20/11; D21/324-33;
345/326, 339-40, 347-57

[56] **References Cited**

U.S. PATENT DOCUMENTS

D. 295,631 5/1988 Wells-Papanek et al. D18/27

D. 295,632 5/1988 Wells-Papanek et al. D18/27
D. 391,559 3/1998 Faris et al. D14/114.1
D. 391,948 3/1998 Eisenberg D14/114.5
D. 400,520 11/1998 Baker et al. D14/114.2
D. 402,284 12/1998 Coleman D14/114.2
D. 407,698 4/1999 Alexiev D14/114.1

Primary Examiner—M. H. Tung
Attorney, Agent, or Firm—Carr & Ferrell, LLP

[57] **CLAIM**

The ornamental design for an icon image for a portion of a computer display screen, as shown and described.

DESCRIPTION

FIG. 1 is a front view of an icon image for a portion of a computer display screen of the present invention;

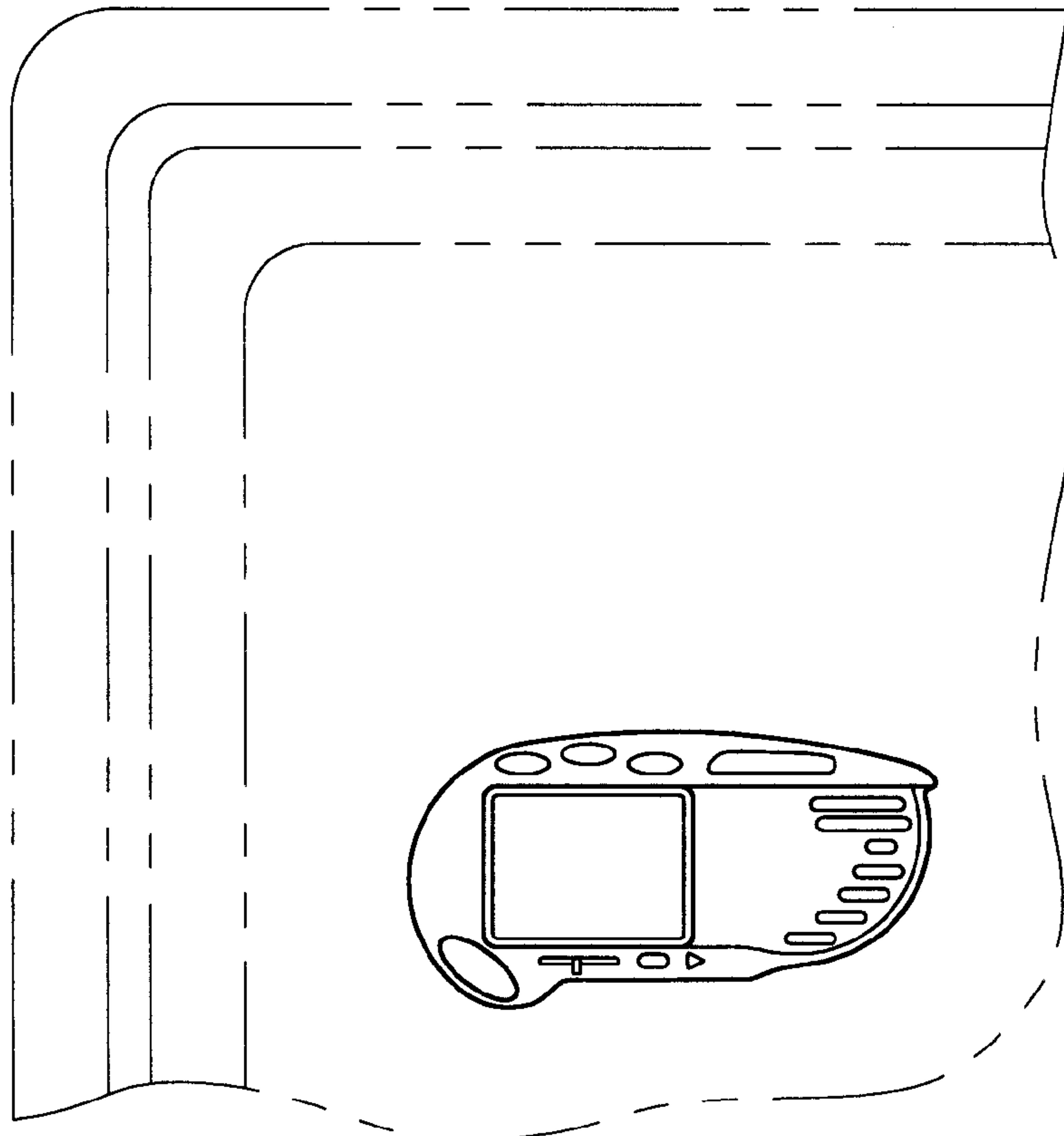
FIG. 2 is a front view thereof, on an enlarged scale, the icon image is shown separately for clarity of illustration;

FIG. 3 is a front view of a second embodiment thereof; and,

FIG. 4 is a front view thereof, on an enlarged scale, the icon image is shown separately for clarity of illustration.

The broken line drawings of a portion of a computer screen in FIGS. 1 and 3 are for illustrative purposes only and form no part of the claimed design.

1 Claim, 2 Drawing Sheets



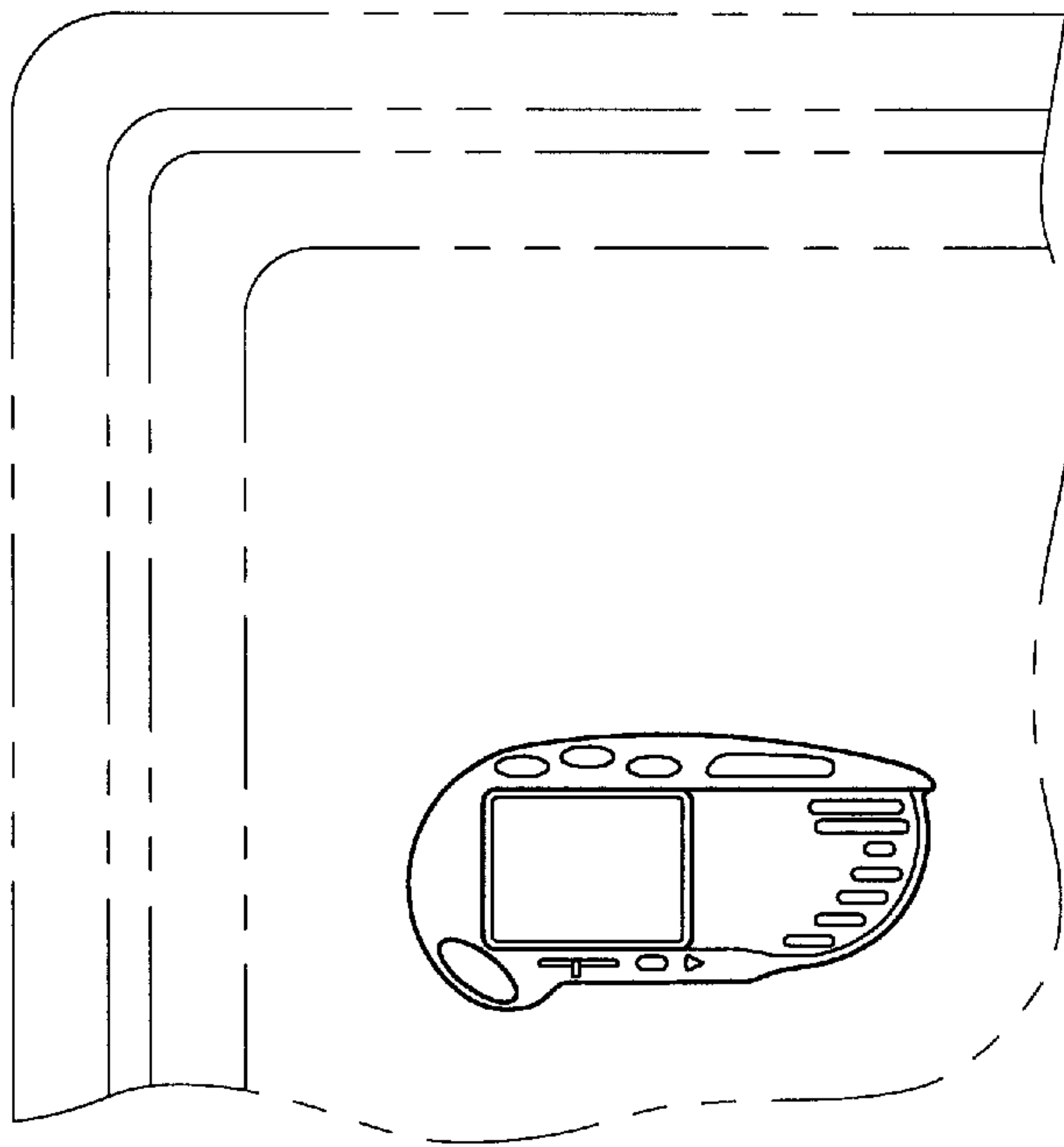


FIG. 1

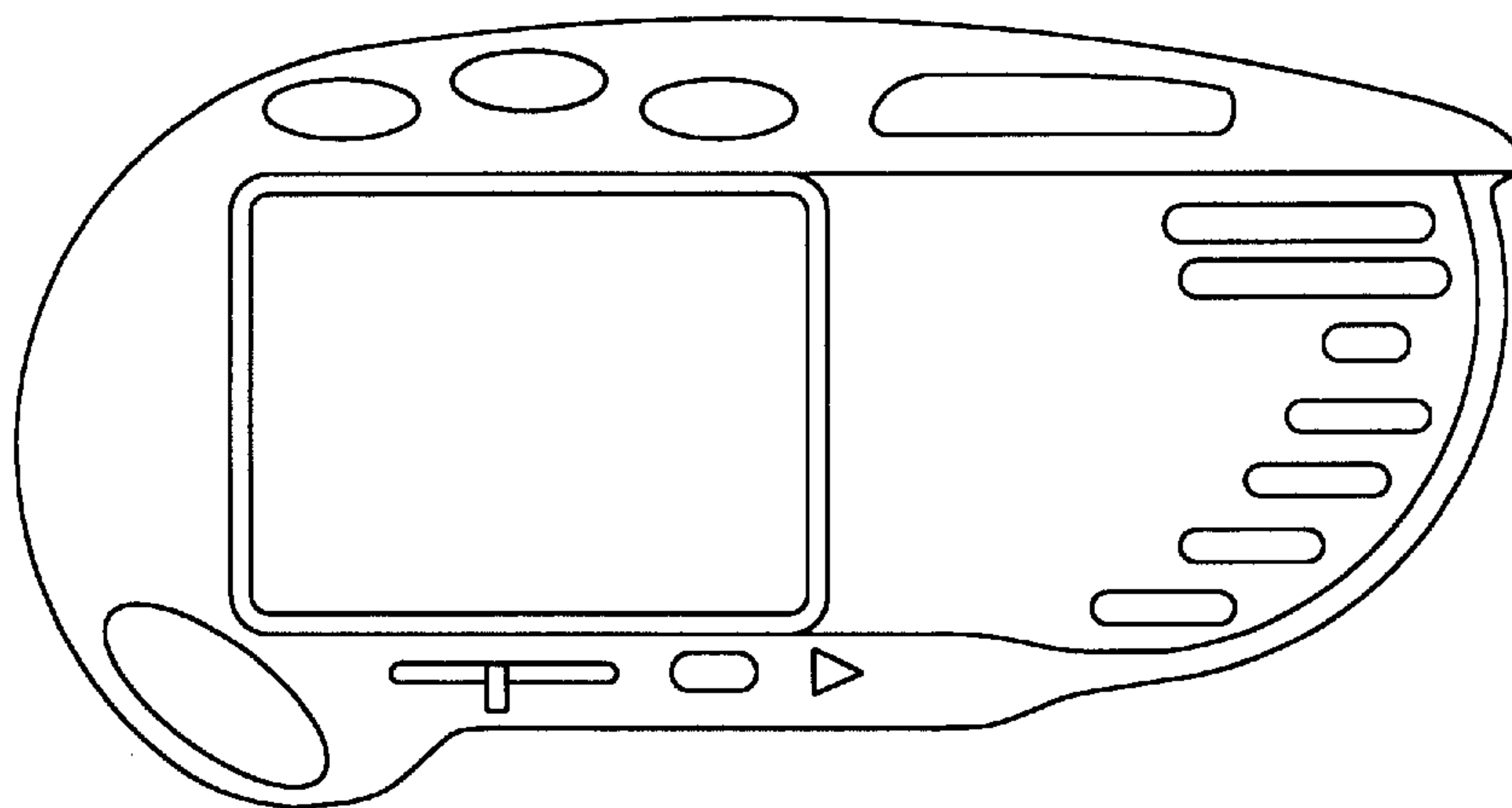


FIG. 2

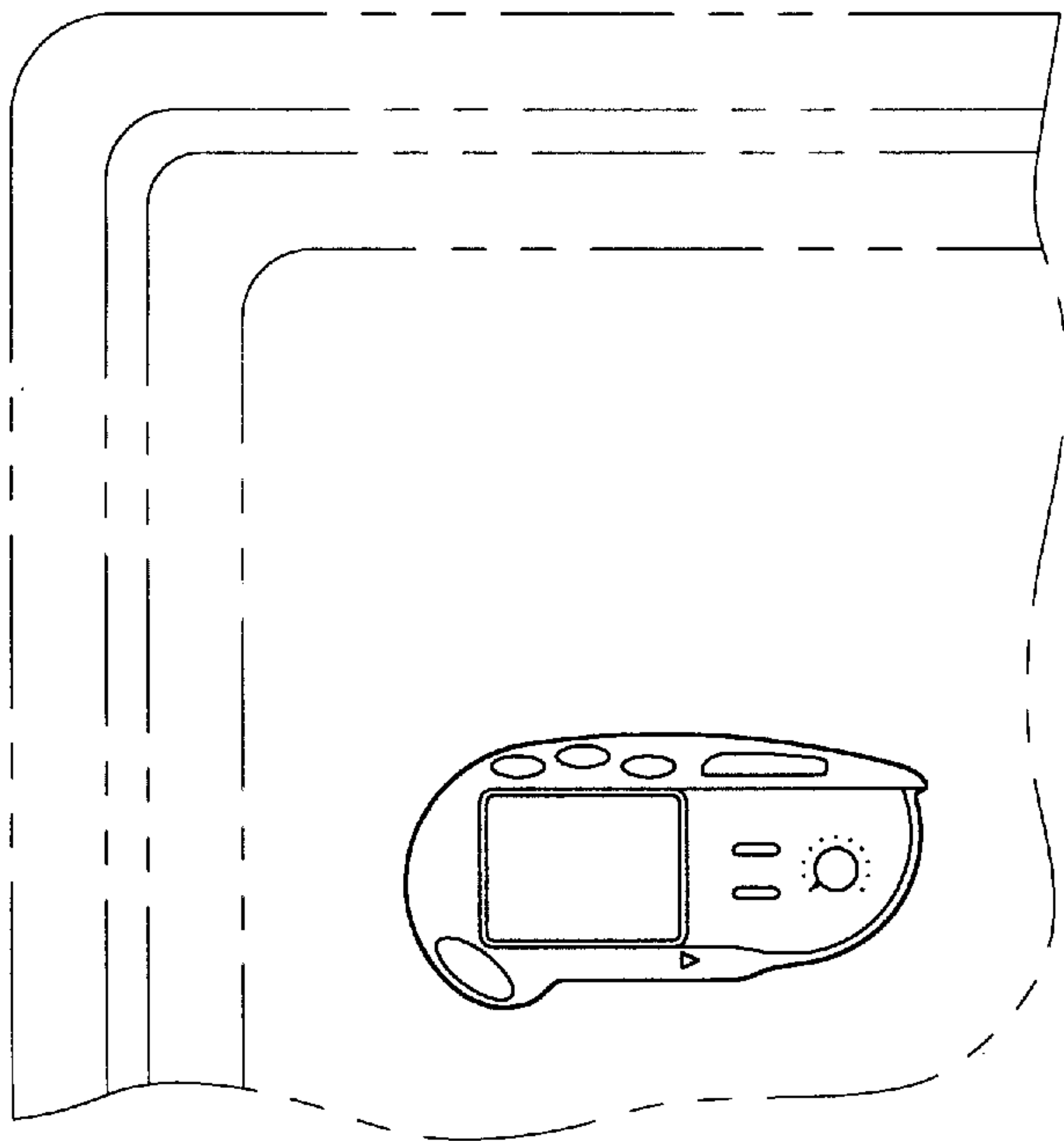


FIG. 3

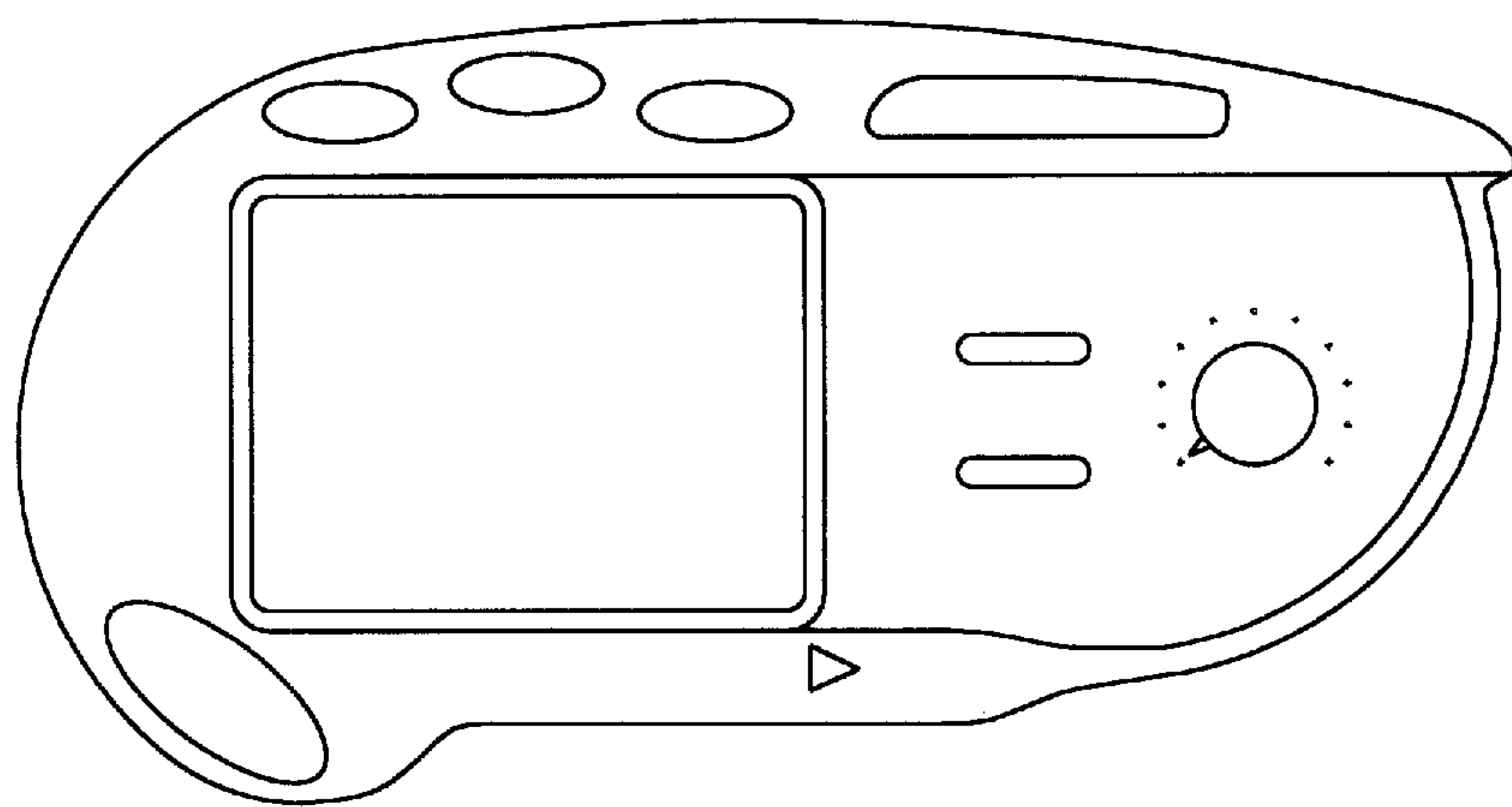


FIG. 4