



US00D418101S

**United States Patent** [19]  
**Noriega**

[11] **Patent Number: Des. 418,101**

[45] **Date of Patent: \*\* Dec. 28, 1999**

[54] **WHEEL**

[76] **Inventor: Frank Noriega, 9246 Claymore St., Pico Rivera, Calif. 90660**

[\*\*] **Term: 14 Years**

[21] **Appl. No.: 29/103,842**

[22] **Filed: Apr. 21, 1999**

[51] **LOC (6) Cl. .... 12-16**

[52] **U.S. Cl. .... D12/209**

[58] **Field of Search ..... D12/204-213; 301/64.1, 65, 37.1**

D. 367,252	2/1996	Odette .....	D12/209
D. 368,464	4/1996	Morley et al. ....	D12/209
D. 374,648	10/1996	Pfeiffer .....	D12/209
D. 384,629	10/1997	Nagashima .....	D12/209
D. 388,760	1/1998	Sacco et al. ....	D12/209
D. 398,278	9/1998	Brown et al. ....	D12/211
D. 408,775	4/1999	Shikado .....	D12/209

*Primary Examiner—Doris V. Coles*  
*Assistant Examiner—Stacia Sinuik*

[57] **CLAIM**

The ornamental design for a wheel, as shown and described.

**DESCRIPTION**


FIG. 1 is a front perspective view of the wheel of the present; FIG. 2 is a front planar view thereof; and, FIG. 3 is a side elevational view thereof.

[56] **References Cited**

**U.S. PATENT DOCUMENTS**

D. 213,314	2/1969	Reid .....	D12/210
D. 288,312	2/1987	Envall .....	D12/210

**1 Claim, 2 Drawing Sheets**






FIG. 1

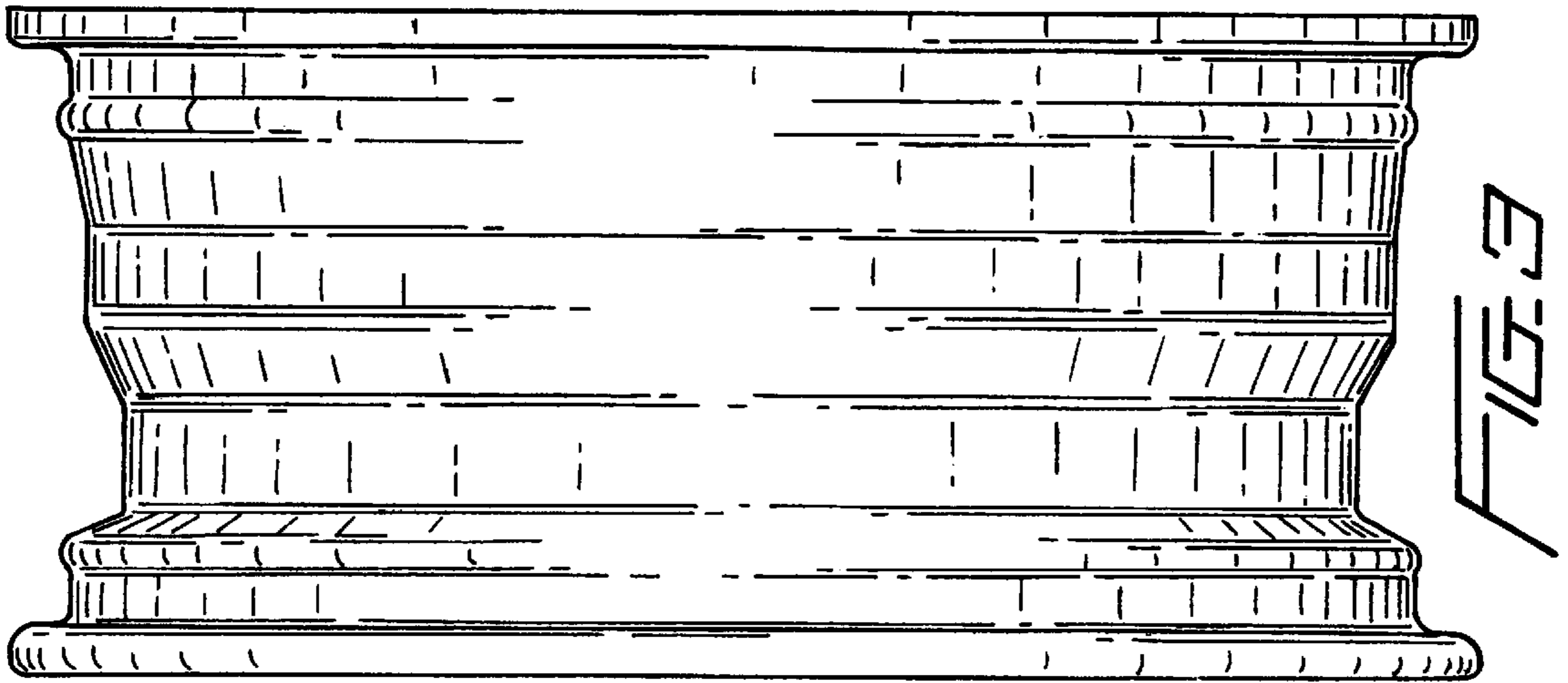


FIG. 1

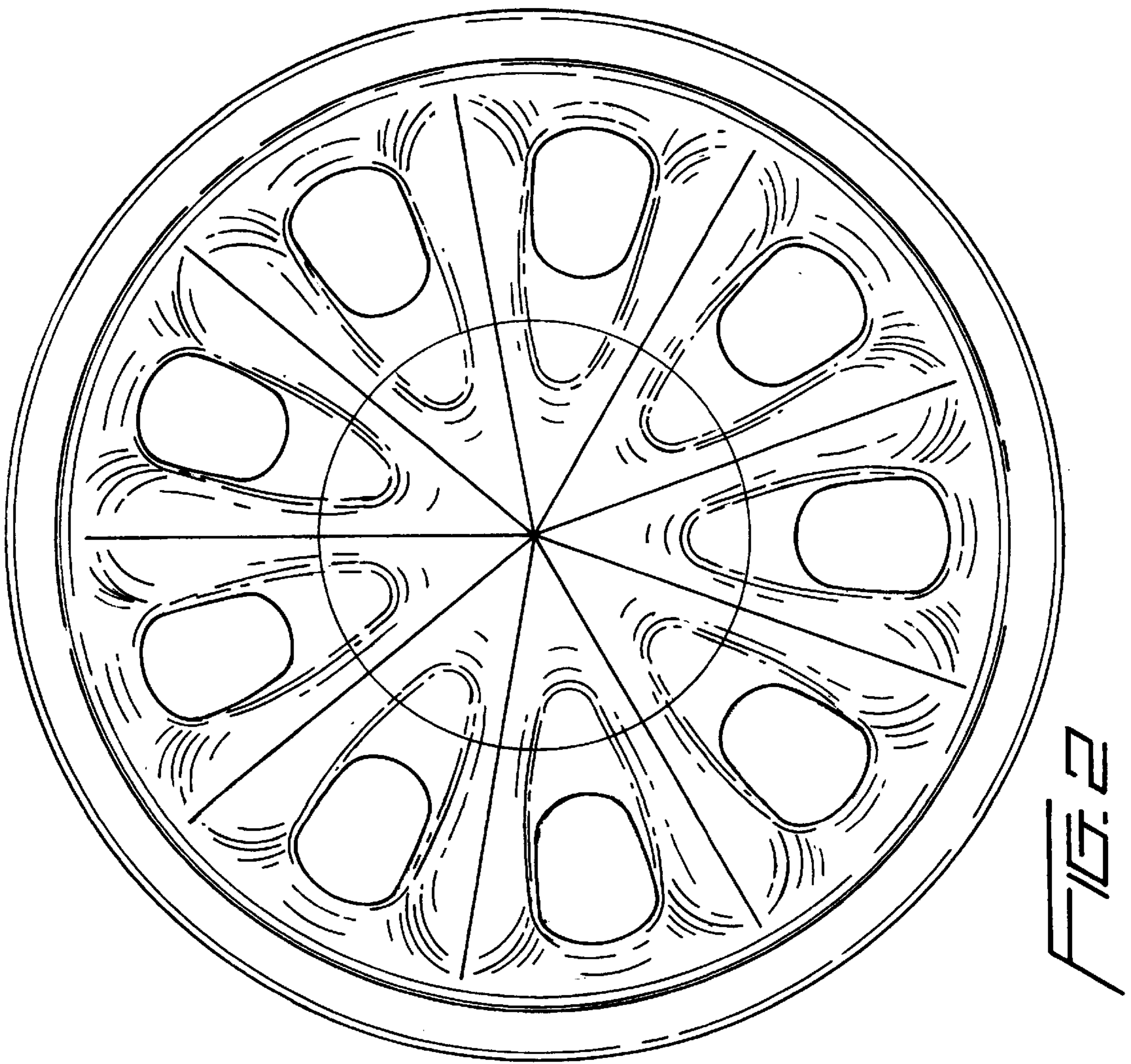


FIG. 2