



US00D418095S

**United States Patent** [19]  
**Reitnouer**

[11] **Patent Number: Des. 418,095**

[45] **Date of Patent: \*\* Dec. 28, 1999**

[54] **TRUCK BUMPER**

[76] Inventor: **Miles A. Reitnouer**, 130 Jessica Ct.,  
Leesport, Pa. 19533

[\*\*] Term: **14 Years**

[21] Appl. No.: **29/088,022**

[22] Filed: **May 14, 1998**

[51] **LOC (6) Cl.** ..... **12-16**

[52] **U.S. Cl.** ..... **D12/169**

[58] **Field of Search** ..... D12/169; 293/102,  
293/113, 115, 120

[56] **References Cited**

**U.S. PATENT DOCUMENTS**

D. 308,037	5/1990	Aiken	.....	D12/169
D. 308,957	7/1990	Bennie	.....	D12/169
D. 324,199	2/1992	Abele	.....	D12/169
D. 391,212	2/1998	Meryman et al.	.....	D12/169
D. 400,143	10/1998	Walters et al.	.....	D12/169
D. 403,636	1/1999	Meryman et al.	.....	D12/169

*Primary Examiner*—Melody N. Brown

*Attorney, Agent, or Firm*—Caesar, Rivise, Bernstein, Cohen  
& Pokotilow, Ltd.

[57] **CLAIM**

The ornamental design for a truck bumper, as shown and described.

**DESCRIPTION**

FIG. 1 is a front elevation view of the truck bumper showing my new design;

FIG. 2 is a rear elevation view of the truck bumper shown in FIG. 1;

FIG. 3 is a top plan view of the truck bumper shown in FIG. 1;

FIG. 4 is a bottom plan view of the truck bumper shown in FIG. 1;

FIG. 5 is an end view of the truck bumper shown in FIG. 1;

FIG. 6 is a front elevation view of a second embodiment of the truck bumper showing my new design;

FIG. 7 is a rear elevation view of the truck bumper shown in FIG. 6;

FIG. 8 is a top plan view of the truck bumper shown in FIG. 6;

FIG. 9 is a bottom plan view of the truck bumper shown in FIG. 6;

FIG. 10 is an end view of the truck bumper shown in FIG. 6;

FIG. 11 is a front elevation view of a third embodiment of the truck bumper showing my new design;

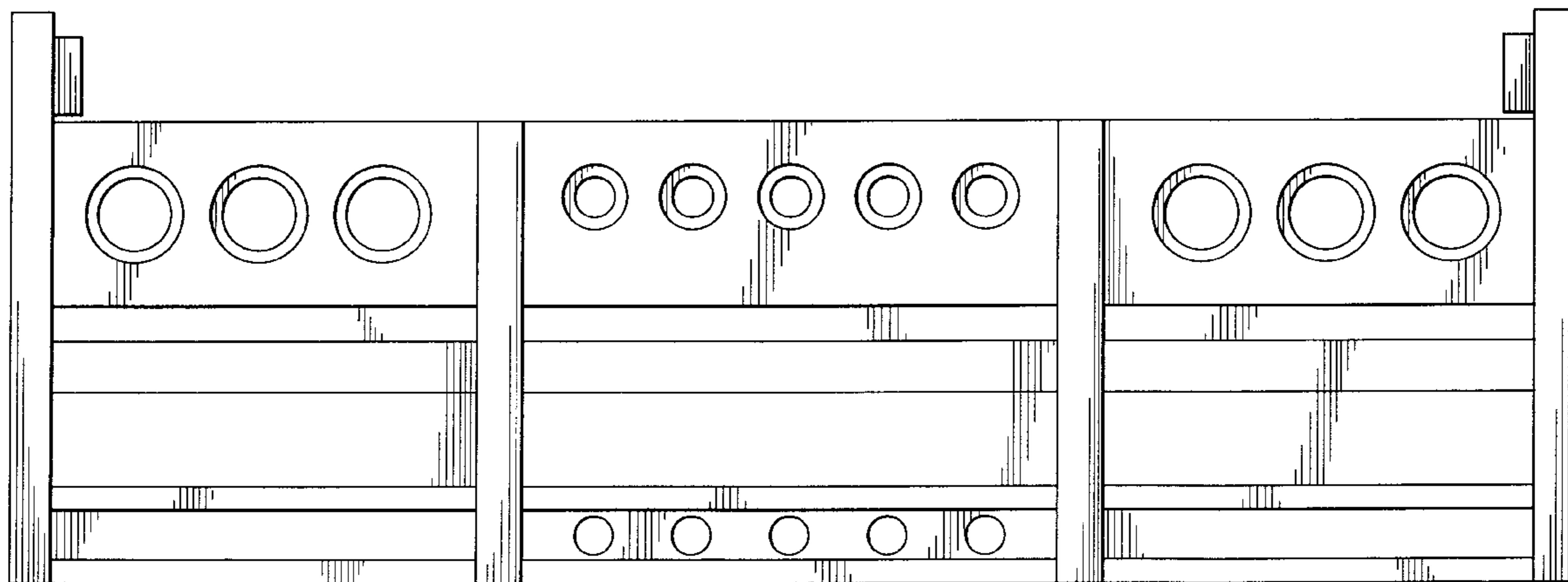
FIG. 12 is a rear elevation view of the truck bumper shown in FIG. 11;

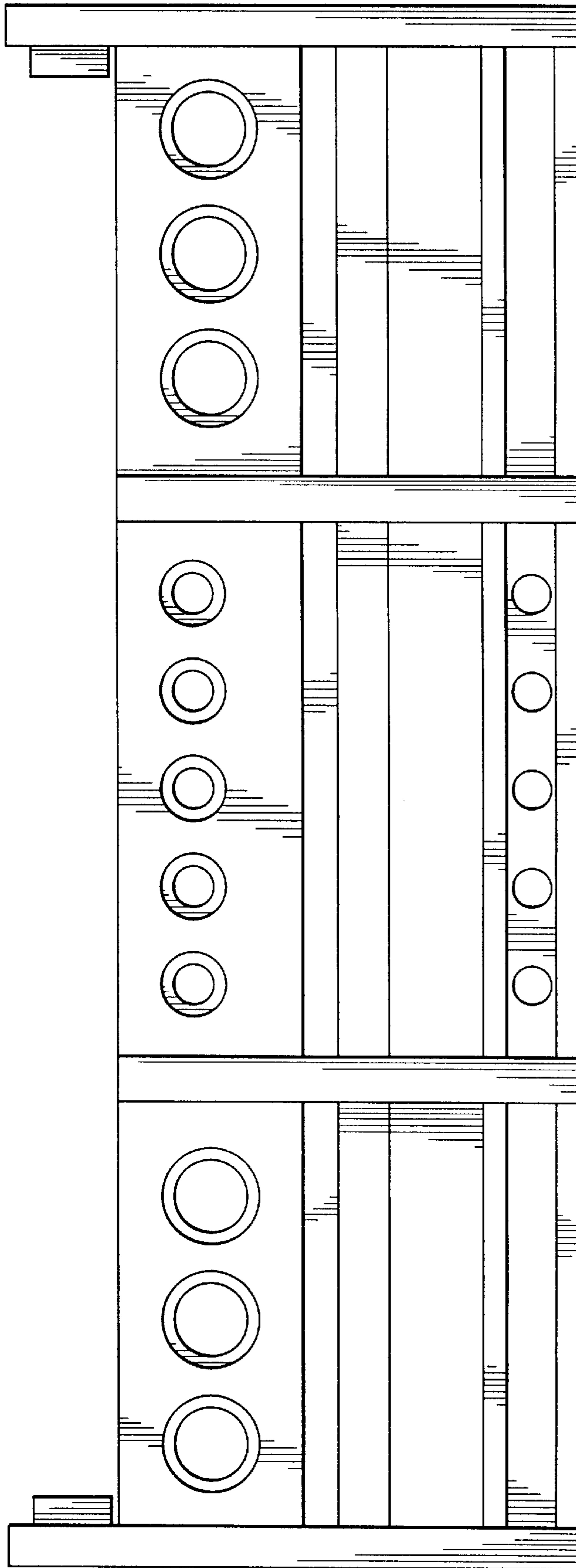
FIG. 13 is a top plan view of the truck bumper shown in FIG. 11;

FIG. 14 is a bottom plan view of the truck bumper shown in FIG. 11; and,

FIG. 15 is an end view of the truck bumper shown in FIG. 11.

**1 Claim, 9 Drawing Sheets**





*FIG. 1*

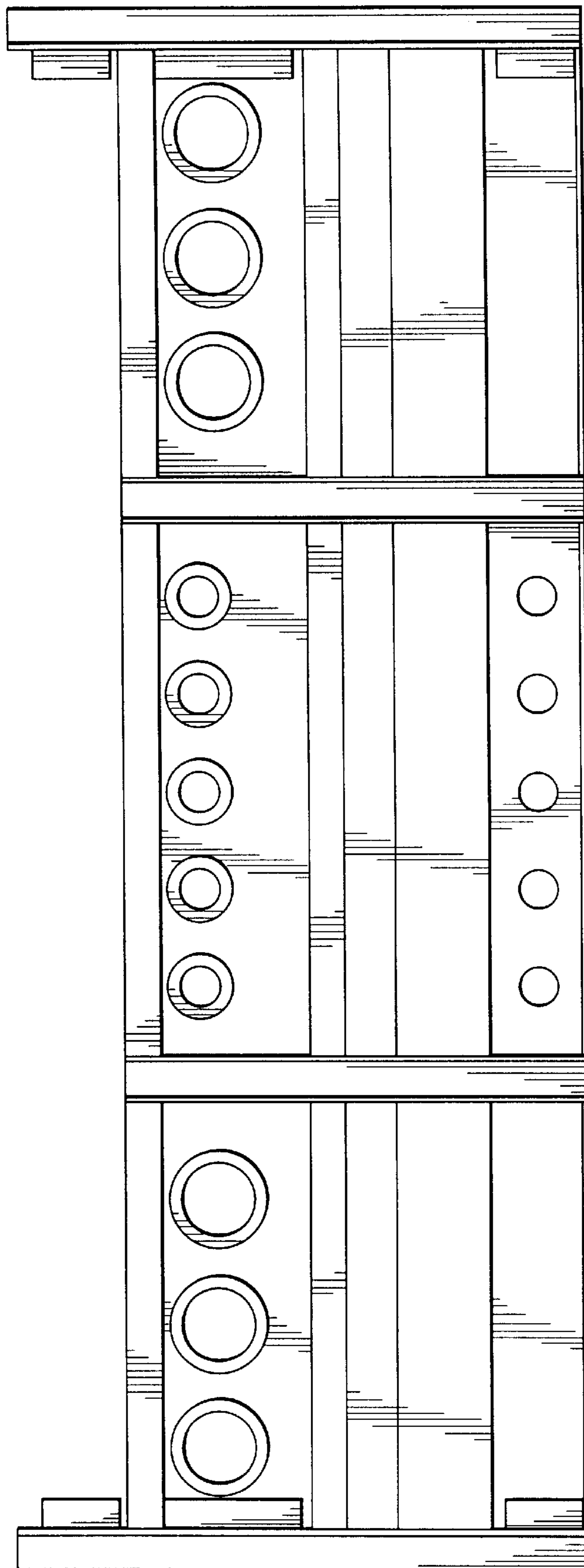




FIG. 2


*FIG. 3*

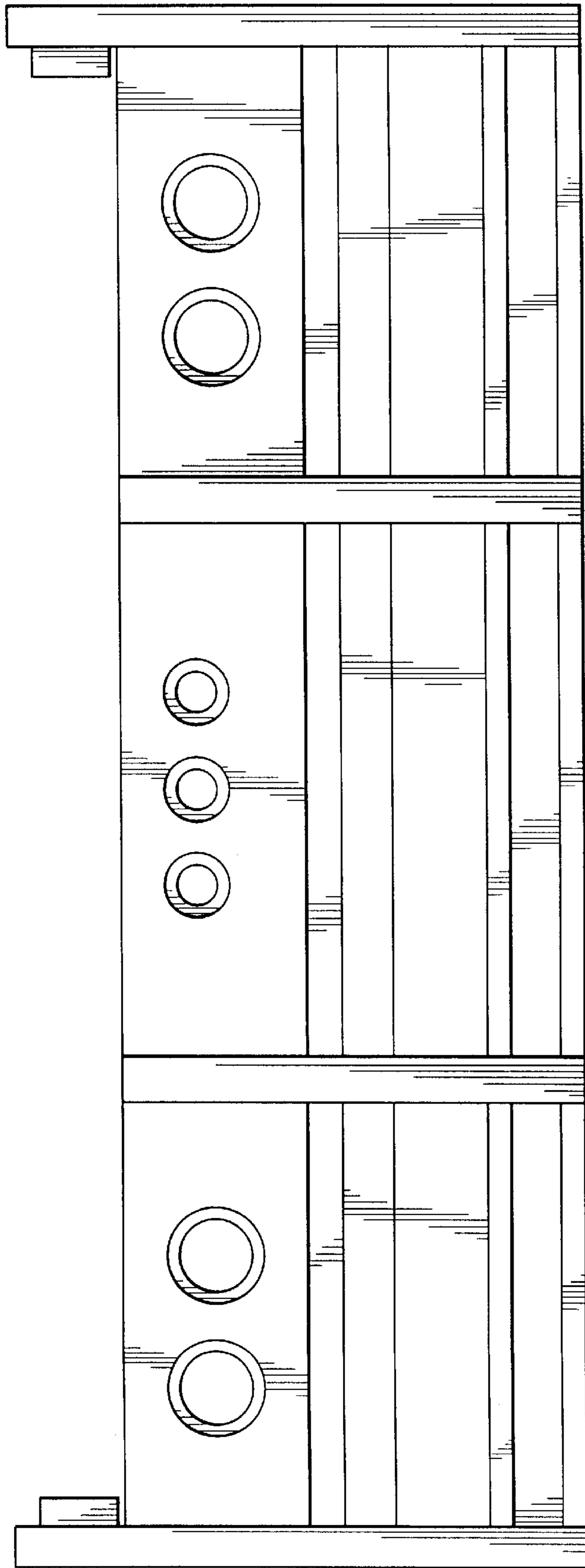


*FIG. 4*

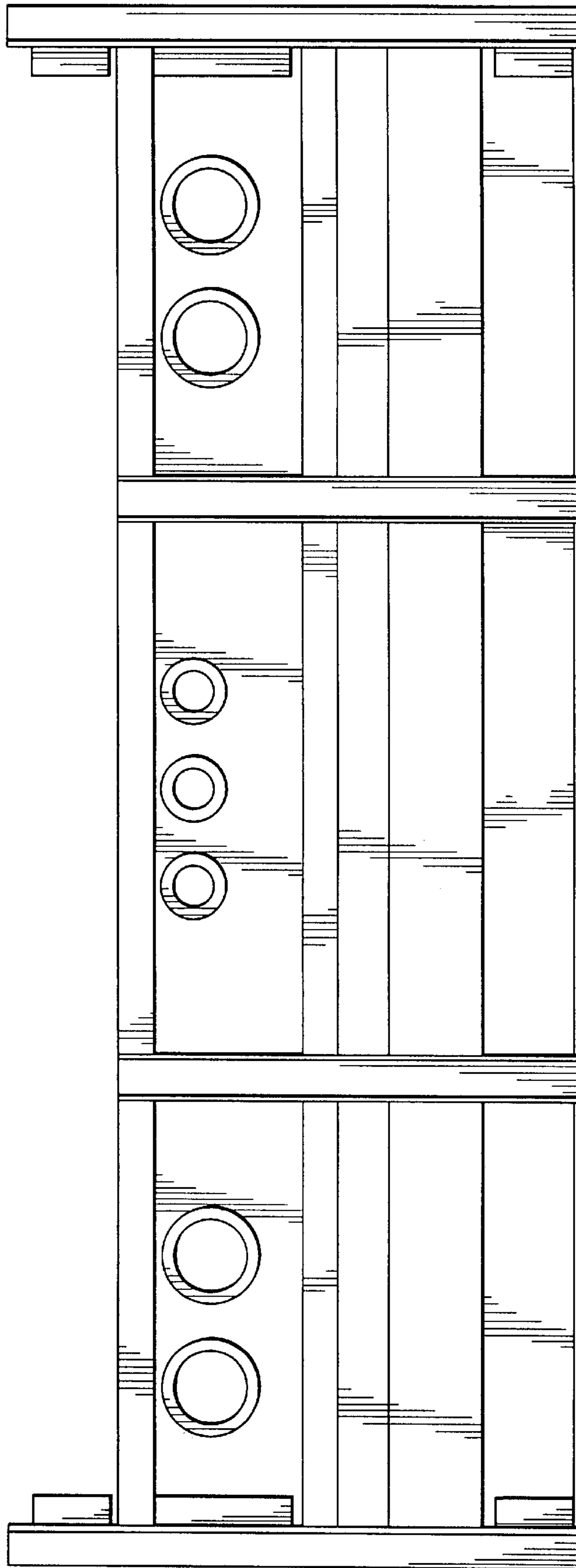


*FIG. 5*






*FIG. 6*




*FIG. 7*


*FIG. 8*

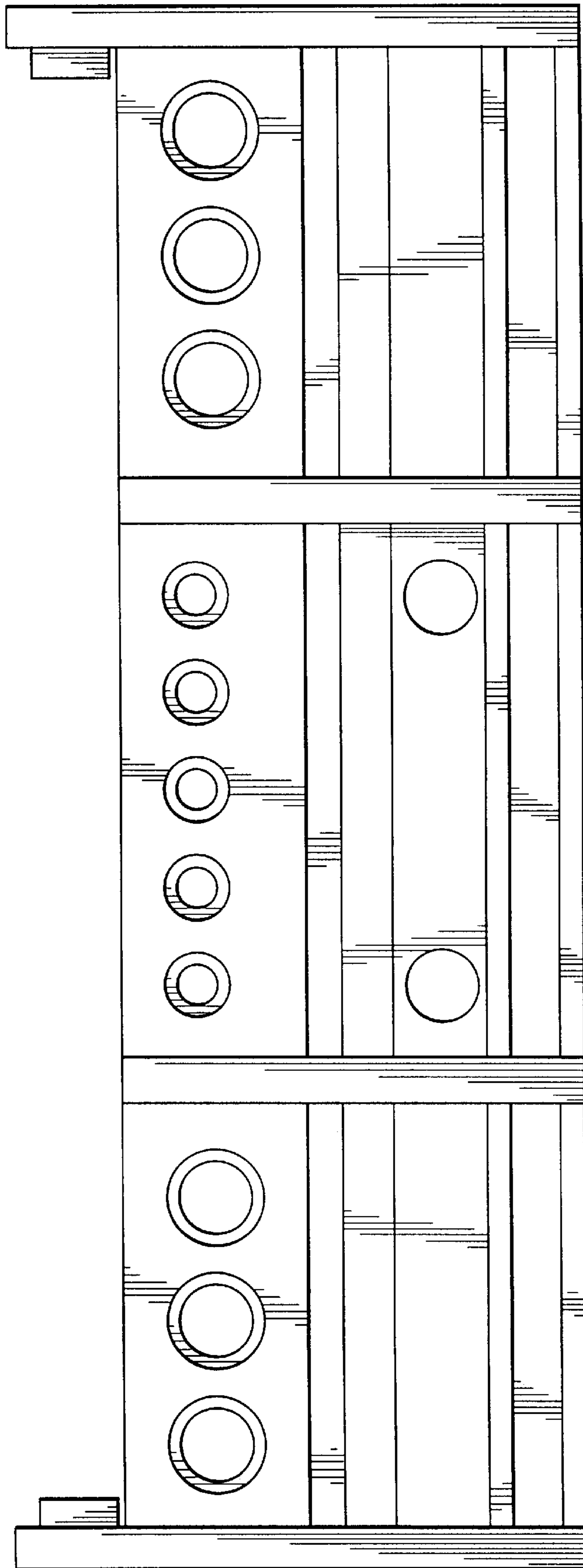


*FIG. 9*



*FIG. 10*





*FIG. II*



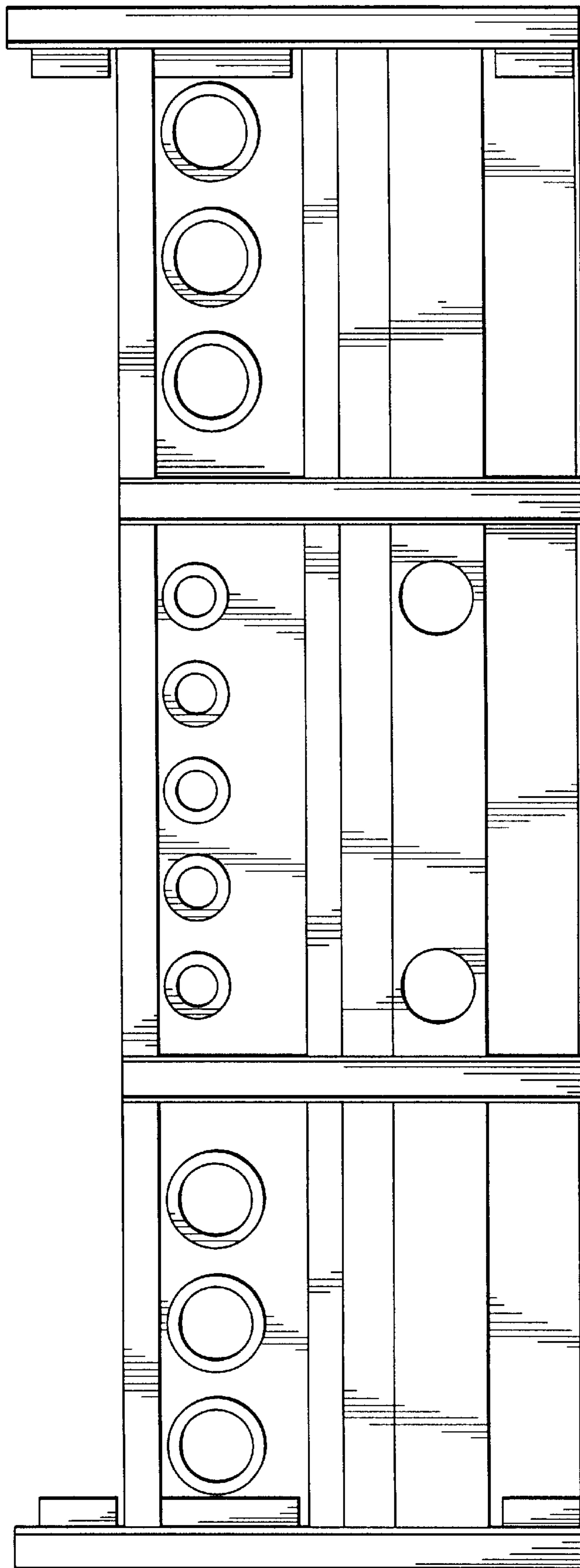

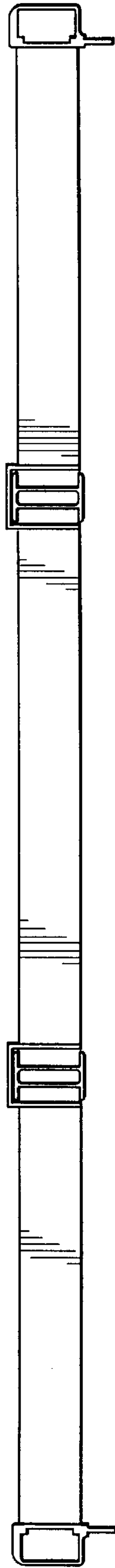


FIG. 12

*FIG. 13*



*FIG. 14*



*FIG. 15*

