



US00D418078S

United States Patent [19]
Pasquetti

[11] **Patent Number: Des. 418,078**

[45] **Date of Patent: ** Dec. 28, 1999**

[54] **RING**

[75] **Inventor: Ornella Pasquetti, Milan, Italy**

[73] **Assignee: S.A. Ancienne Fabrique Georges Piaget & Cie, Fees, Switzerland**

[**] **Term: 14 Years**

[21] **Appl. No.: 29/085,391**

[22] **Filed: Mar. 23, 1998**

[30] **Foreign Application Priority Data**

Oct. 7, 1997 [XH] Hague Agreement DMA003870

[51] **LOC (6) Cl. 11-01**

[52] **U.S. Cl. D11/30; D11/29**

[58] **Field of Search D11/26-39, 81, D11/48, 99, 217, 66, 3, 4, 5, 12, 56, 103; 63/1.12, 1.13, 15, 15.1-15.3, 15.45, 3**

[56] **References Cited**

U.S. PATENT DOCUMENTS

D. 51,068 7/1917 Jacobs D11/28

D. 69,809	3/1926	Veit	D11/39
D. 70,209	5/1926	Berlinger	D11/38
D. 84,286	6/1931	Gross	D11/34
D. 102,913	1/1937	Oiring	D11/26
D. 115,510	7/1939	Sager	D11/26
D. 139,667	12/1944	Klein	D11/26
D. 140,548	3/1945	Klein	D11/26
D. 165,623	1/1952	Witmer	D11/26
D. 177,596	5/1956	Silver	D11/26
D. 179,287	11/1956	Gainsboro	D11/39
D. 186,822	12/1959	Goodman	D11/39

Primary Examiner—Cathy Anne MacCormac
Attorney, Agent, or Firm—Young & Thompson

[57] **CLAIM**

The ornamental design for a ring, as shown and described.

DESCRIPTION

FIG. 1 is a top plan view of a ring showing my new design; FIG. 2 is a side view thereof; and, FIG. 3 is a perspective view thereof.

1 Claim, 1 Drawing Sheet






fig.3




fig.1




fig.2