



US00D418066S

United States Patent [19] Modolo

[11] **Patent Number: Des. 418,066**

[45] **Date of Patent: ** Dec. 28, 1999**

[54] **WATCH**

[75] **Inventor: Dino Modolo, La Chaux-de-Fonds, Switzerland**

[73] **Assignee: Ebel S.A., La Chaux-De Fonds, Switzerland**

[**] **Term: 14 Years**

[21] **Appl. No.: 29/094,221**

[22] **Filed: Sep. 28, 1998**

[30] **Foreign Application Priority Data**

Mar. 31, 1998 [WO] WIPO DMA004049

[51] **LOC (6) Cl. 10-02**

[52] **U.S. Cl. D10/39**

[58] **Field of Search D10/1-40, 122-132; 368/280-282, 276-277, 285**

[56] **References Cited**

U.S. PATENT DOCUMENTS

D. 103,939 4/1937 Kolberg D10/30

D. 180,618 7/1957 Pauli D10/30
D. 340,870 11/1993 Kishimoto D10/30
D. 400,445 11/1998 Voegeli D10/32

OTHER PUBLICATIONS

Bazaar—Apr. 1971—P.25—Watches At Top—Right.
Page from Jan. 1998 Ebel catalog.

Primary Examiner—Nelson C. Holtje
Attorney, Agent, or Firm—Stroock & Stroock & Lavan LLP

[57] **CLAIM**

The ornamental design for a watch, as shown.

DESCRIPTION

FIG. 1 is a top, front and right-side perspective view of a watch in accordance with the invention;
FIG. 2 is a top plan view of the watch;
FIG. 3 is a front elevational view of the watch;
FIG. 4 is a left side elevational view of the watch;
FIG. 5 is a right side elevational view of the watch;
FIG. 6 is a rear elevational view of the watch; and,
FIG. 7 is a bottom plan view of the watch.

1 Claim, 7 Drawing Sheets






FIG. 1




FIG. 2




FIG. 3




FIG. 4




FIG. 5



FIG. 6




FIG. 7