



US00D418027S

**United States Patent** [19]  
**Cosentino**

[11] **Patent Number: Des. 418,027**

[45] **Date of Patent: \*\* Dec. 28, 1999**

[54] **SPECIALIZED KNIFE**

409,723 8/1889 Wood ..... 30/142 X

[76] Inventor: **Michael Cosentino**, 1881 SW. Palm  
City Rd. Apt. H102, Stuart, Fla. 34994

*Primary Examiner*—Caron D. Veynar  
*Attorney, Agent, or Firm*—Kevin Redmond

[\*\*] Term: **14 Years**

[57] **CLAIM**

[21] Appl. No.: **29/102,127**

The ornamental design for a specialized knife, as shown and described.

[22] Filed: **Mar. 18, 1999**

**DESCRIPTION**

[51] **LOC (6) Cl.** ..... **07-03**

[52] **U.S. Cl.** ..... **D7/650**

[58] **Field of Search** ..... D7/642, 643, 649,  
D7/650, 652; 30/142, 147-150, 329, 340,  
342, 344, 345, 346, 346.56

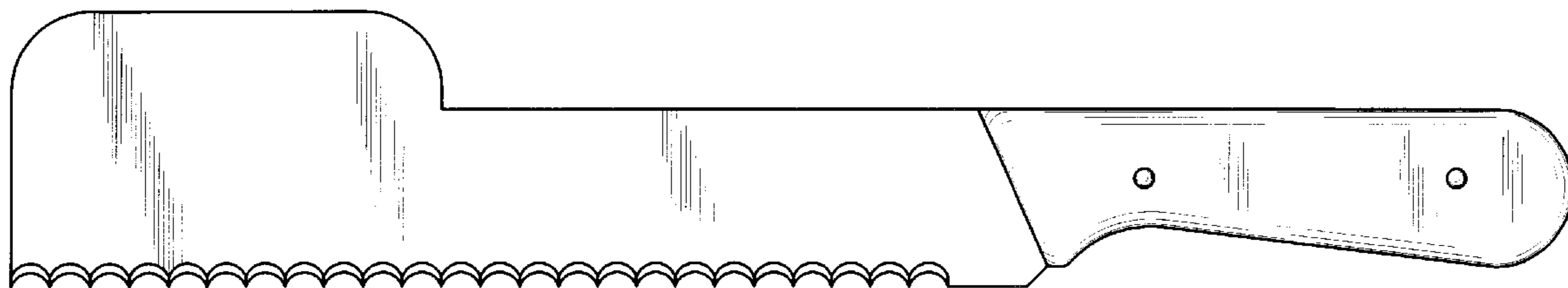
Fig. 1 is a first side view of a design for a specialized knife;  
FIG. 2 is a second side view showing the side opposite said  
first side thereof;  
FIG. 3 is an end view from the left side of FIG. 1;  
FIG. 4 is an end view from the right side of FIG. 1;  
FIG. 5 is a top view thereof; and,  
FIG. 6 is a bottom view thereof.

[56] **References Cited**

**U.S. PATENT DOCUMENTS**

D. 266,735 11/1982 Hahn ..... D7/650

**1 Claim, 2 Drawing Sheets**



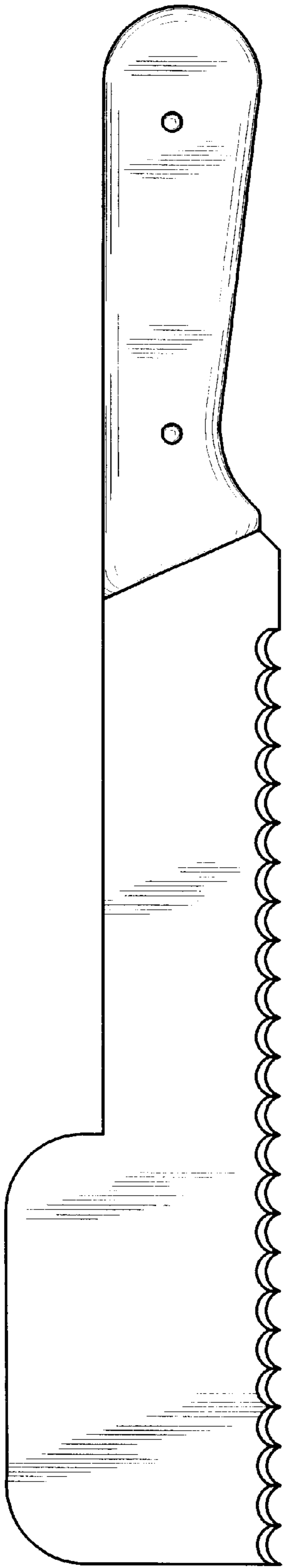


FIG. 1

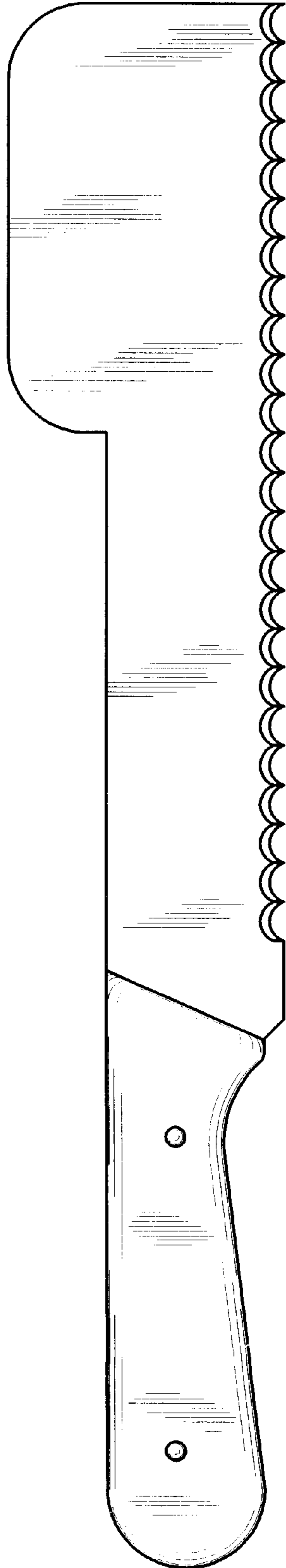


FIG. 2

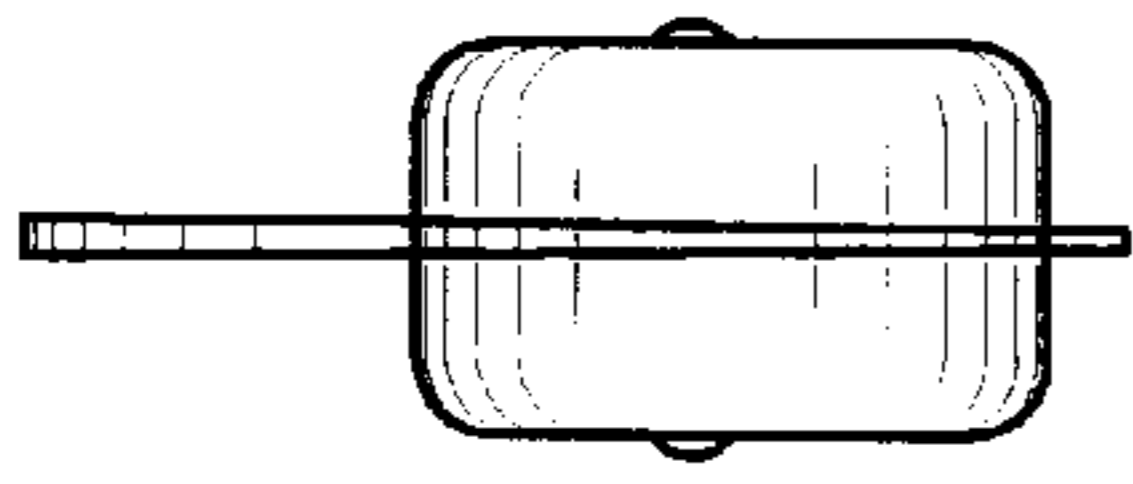


FIG. 4

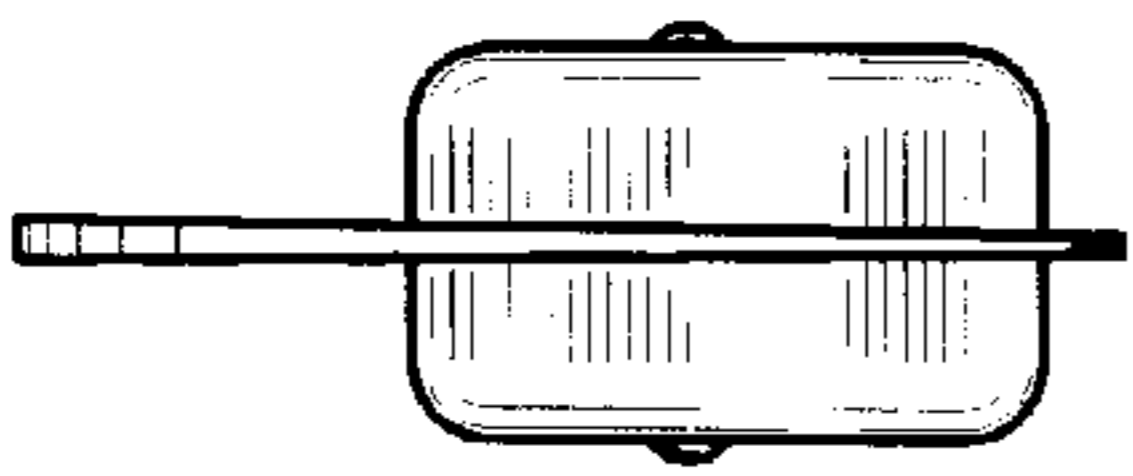


FIG. 3



FIG. 5




FIG. 6