



US00D418019S

United States Patent [19]

De-La-Garza

[11] Patent Number: **Des. 418,019**

[45] Date of Patent: **** Dec. 28, 1999**

[54] **SALT SHAKER**

[75] Inventor: **Marco A. De-La-Garza**, Nuevo León, Mexico

[73] Assignee: **Plasti-Mart S.A. De C.V.**, Monterrey, Mexico

[**] Term: **14 Years**

[21] Appl. No.: **29/089,889**

[22] Filed: **Jun. 25, 1998**

[51] **LOC (6) Cl.** **07-06**

[52] **U.S. Cl.** **D7/597**

[58] **Field of Search** D7/590-598; D9/500, D9/503, 504, 506, 438, 518; 220/269, 270; 222/142.1-142.9, 480, 562, 563

[56] **References Cited**

U.S. PATENT DOCUMENTS

D. 269,316 6/1983 Conti D7/597

D. 324,494 3/1992 Nickerson D9/500
D. 388,700 1/1998 Quansah D7/591 X
D. 393,205 4/1998 Jansen D9/500
3,229,867 1/1966 Torii et al. 222/480 X
3,281,024 10/1966 Henchert et al. 222/563 X

Primary Examiner—Terry A. Wallace
Attorney, Agent, or Firm—Abelman, Frayne & Schwab

[57] **CLAIM**

The ornamental design for a salt shaker, as shown and described.

DESCRIPTION

The FIG. 1 is a perspective view of the salt shaker showing my new design;
The FIG. 2 is an elevation view of the salt shaker of FIG. 1;
The FIG. 3 is a top plan of the salt shaker of FIG. 1; and
The FIG. 4 is a bottom plan of the salt shaker of FIG. 1.

1 Claim, 2 Drawing Sheets

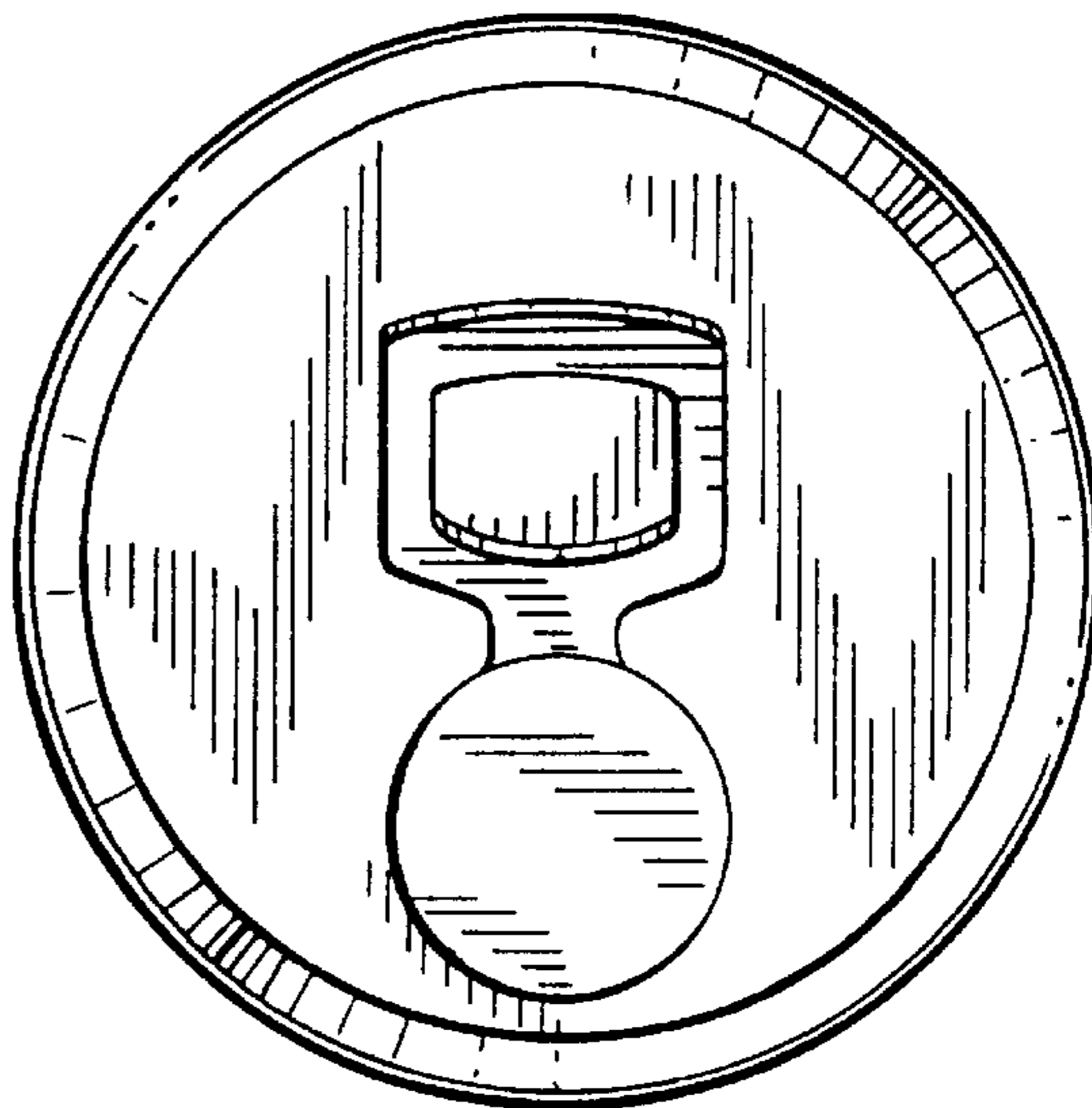




FIG. 1



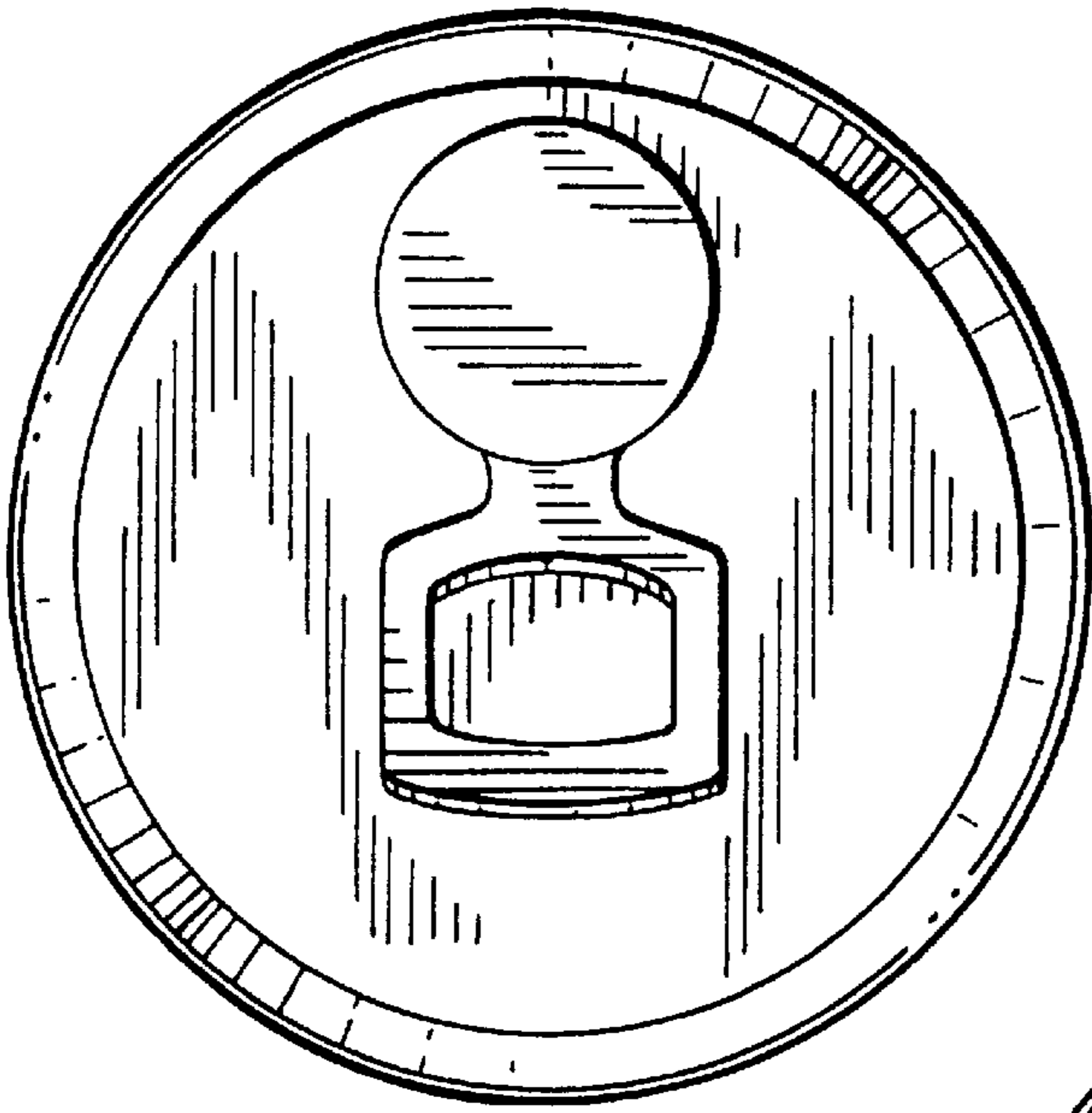


FIG. 3

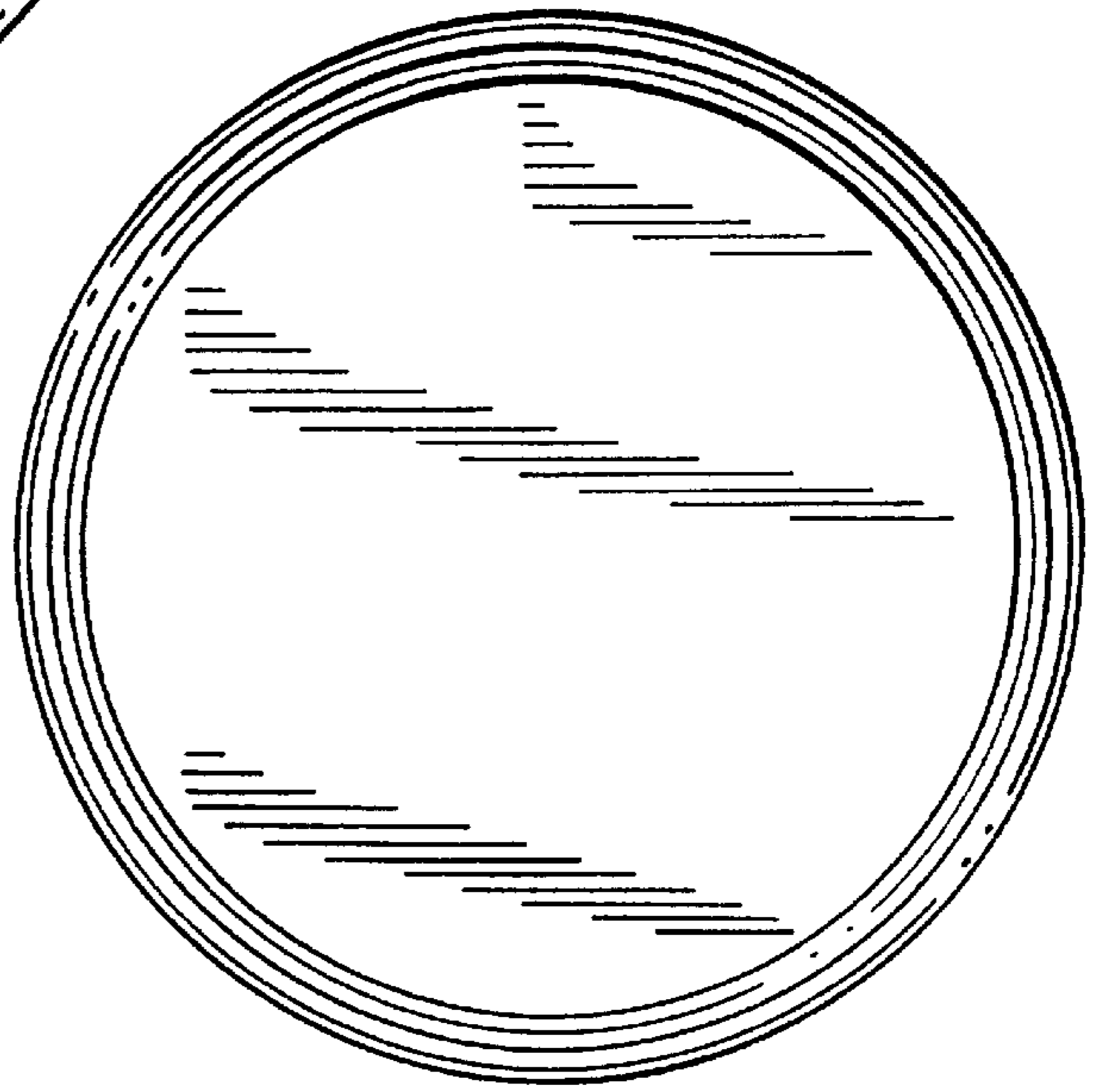


FIG. 4

FIG. 2

