



US00D417986S

United States Patent [19] Quinn

[11] **Patent Number: Des. 417,986**

[45] **Date of Patent: ** Dec. 28, 1999**

[54] **DRAWER ORGANIZER PARTITION**

[76] Inventor: **Forrest Quinn**, 25 Via Lucca, #J-436,
Irvine, Calif. 92612

[**] Term: **14 Years**

[21] Appl. No.: **29/095,650**

[22] Filed: **Oct. 27, 1998**

[51] **LOC (6) Cl. 06-06**

[52] **U.S. Cl. D6/510**

[58] **Field of Search D6/509-511, 491;
312/348.3, 330.1; 428/178, 184**

[56] **References Cited**

U.S. PATENT DOCUMENTS

D. 275,920	10/1984	Hannecke	D6/510
D. 275,921	10/1984	Ward	D6/510
D. 386,335	11/1997	LaFreniere	D6/510
2,214,042	9/1940	Burdick	312/348.3
2,268,637	1/1942	Berstein	312/348.3
4,065,021	12/1977	Kedzierski	312/330.1 X
4,595,246	6/1986	Bross	312/348.3
5,242,223	9/1993	Koves	312/348.3

Primary Examiner—Carmen H Vales-Lado
Attorney, Agent, or Firm—Gene Scott-Patent Law &
Venture Group

[57] **CLAIM**

The ornamental design for a “drawer organizer partition”, as shown and described.

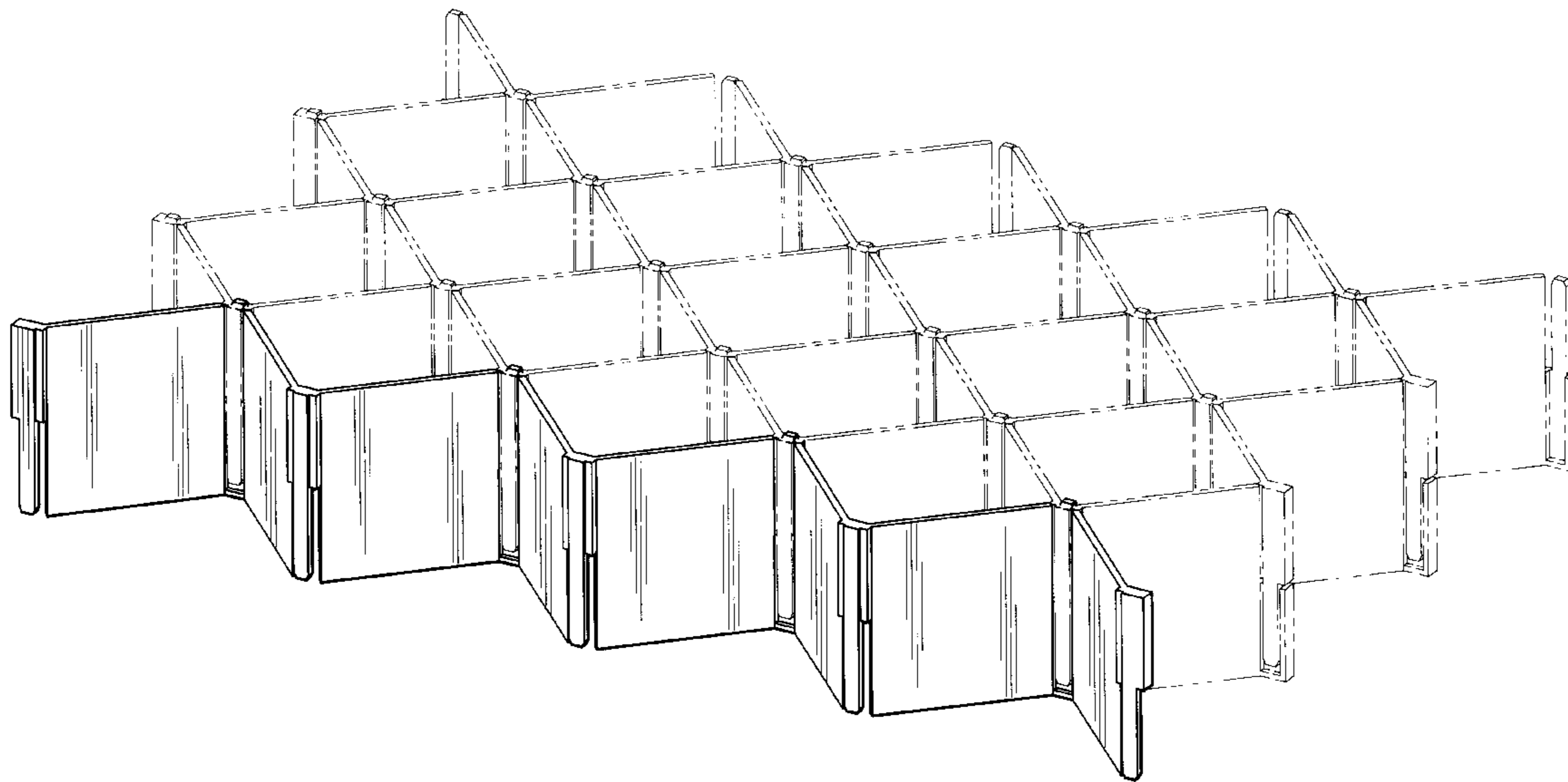
DESCRIPTION

FIG. 1 is a perspective view of a drawer organizer partition showing my new design;
FIG. 2 is a front elevational view thereof;
FIG. 3 is a rear elevational view thereof;
FIG. 4 is a right side elevational view thereof;
FIG. 5 is a left side elevational view thereof;
FIG. 6 is a bottom plan view thereof; and,
FIG. 7 is a top plan view thereof.

It should be noted that broken lines are shown in FIG. 1 to illustrate environmental structure which is not to be considered as a part of the instant invention.

The broken lines shown in FIG. 1 are for illustrative purposes only and form no part of the claimed design.

1 Claim, 3 Drawing Sheets



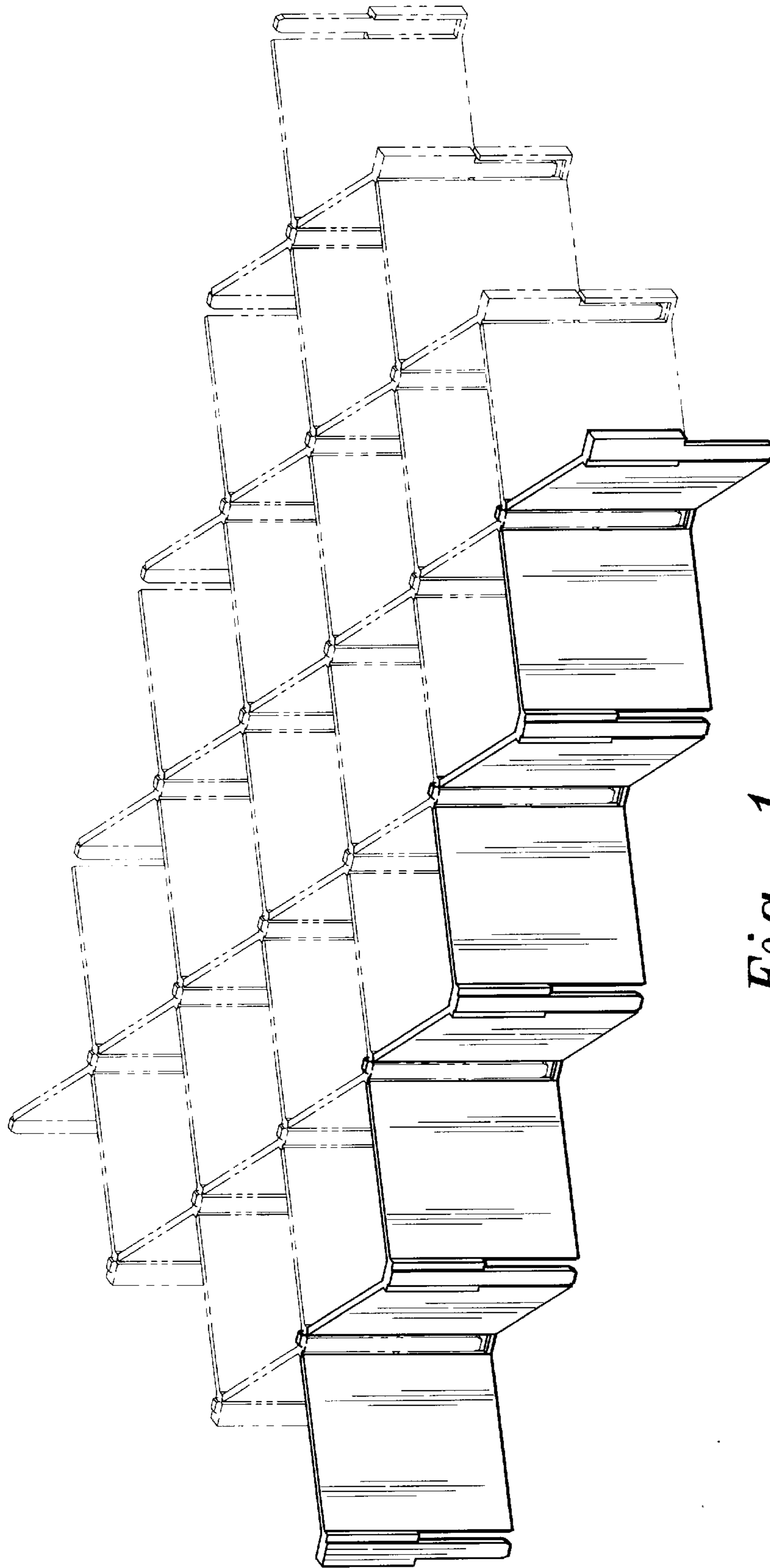


Fig. 1

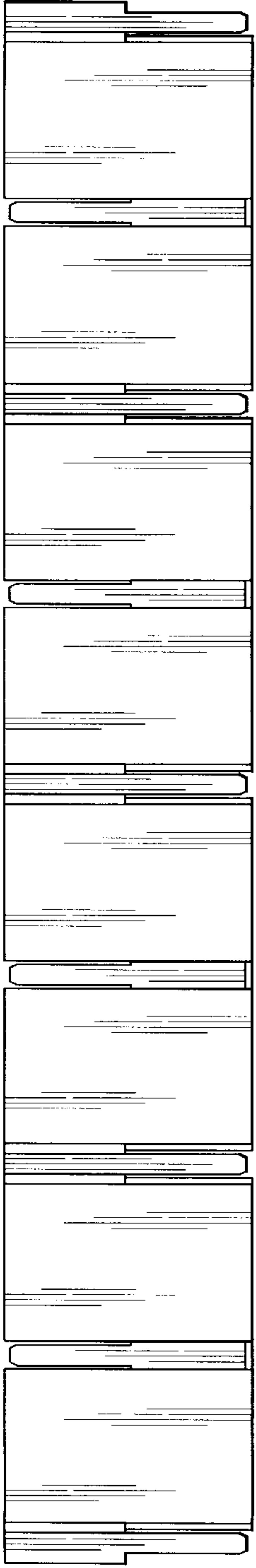


Fig. 2




Fig. 3

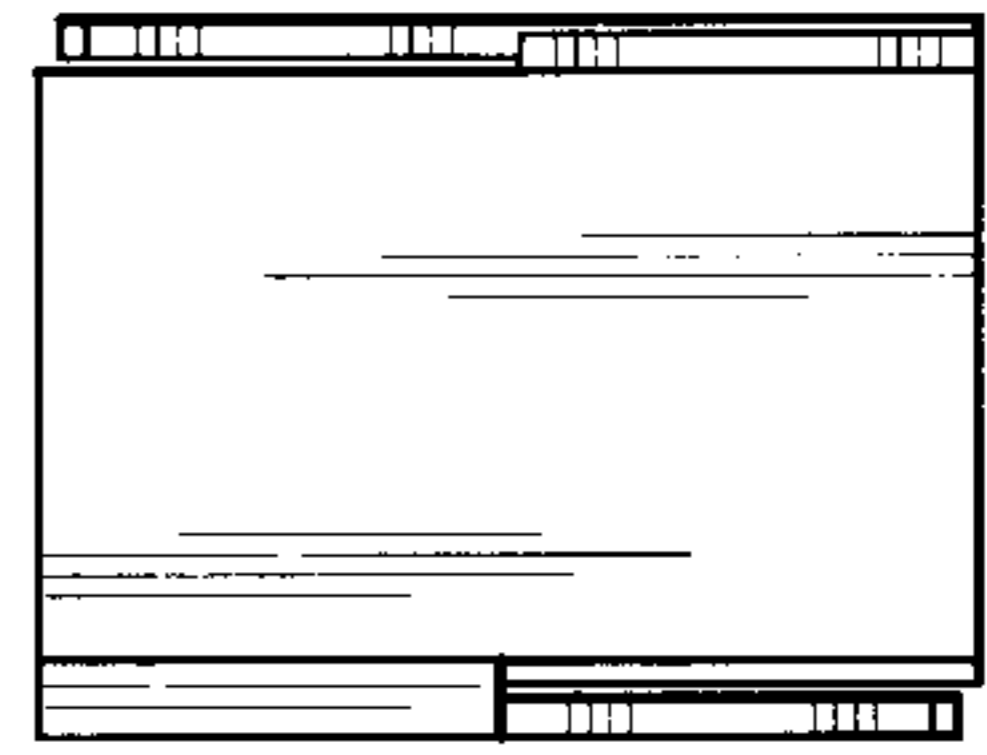


Fig. 4

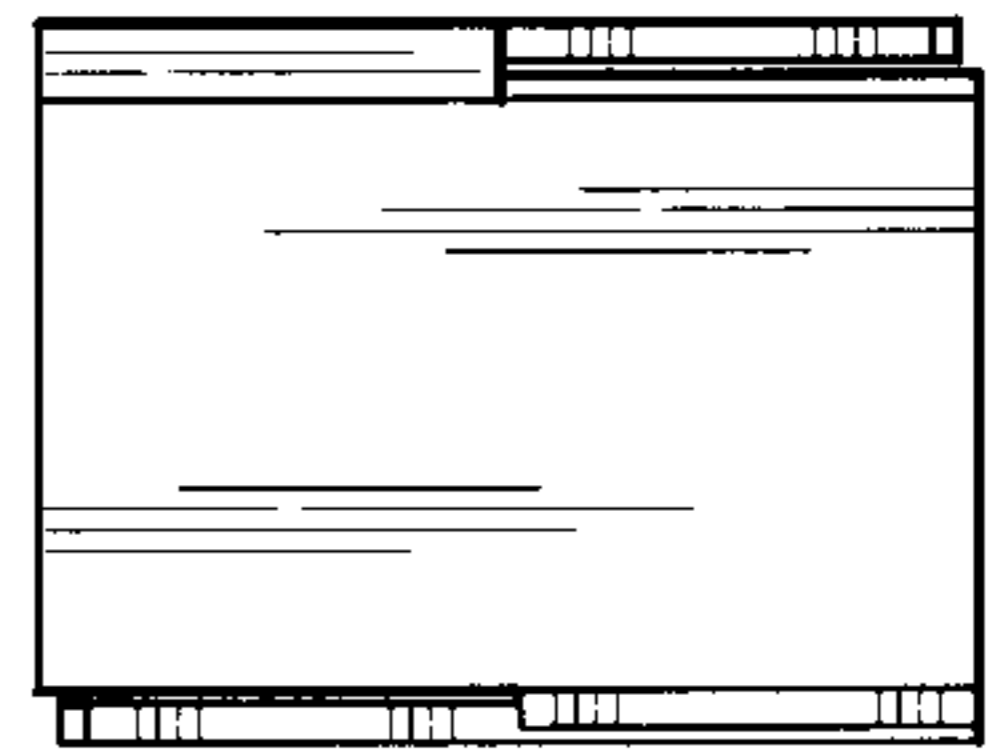


Fig. 5

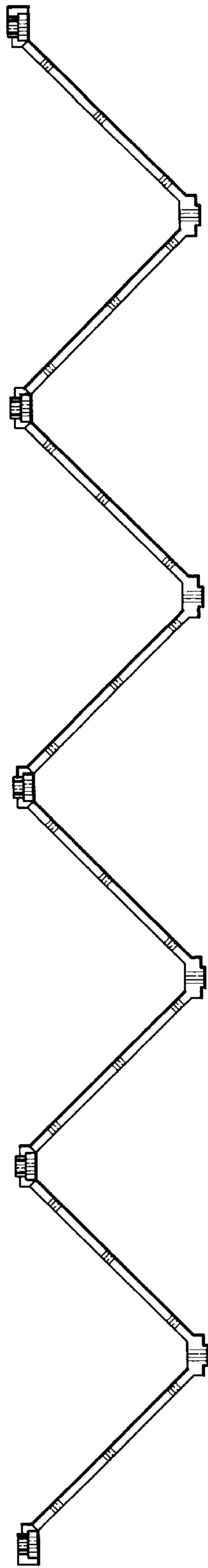


Fig. 6

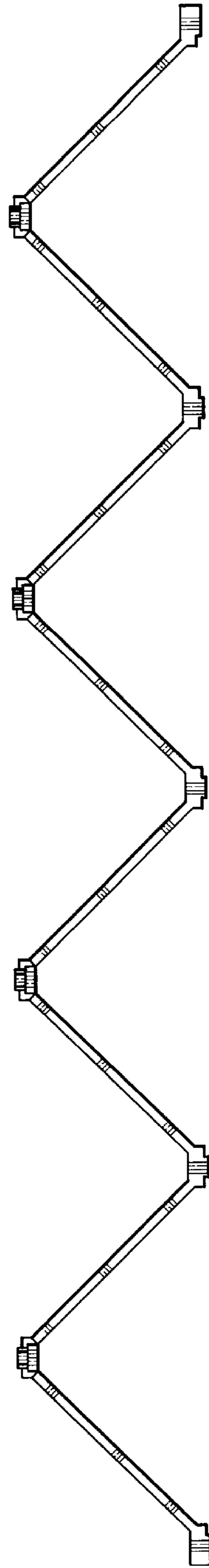


Fig. 7