



US00D417966S

United States Patent [19] Beaulieu

[11] Patent Number: Des. 417,966

[45] Date of Patent: ** Dec. 28, 1999

[54] CHAIR

[75] Inventor: Jocelyn Beaulieu, Newmarket, Canada

[73] Assignee: Global Upholstery Company,
Downsview, Canada

[**] Term: 14 Years

[21] Appl. No.: 29/095,049

[22] Filed: Oct. 15, 1998

Related U.S. Application Data

[62] Division of application No. 29/083,010, Feb. 4, 1998, Pat. No. Des. 405,968.

[30] Foreign Application Priority Data

Jan. 15, 1998 [CA] Canada 19980076

[51] LOC (6) Cl. 06-01

[52] U.S. Cl. D6/366

[58] Field of Search D6/334, 364, 365,
D6/366, 367, 500, 501, 502; 297/411.2

[56] References Cited

U.S. PATENT DOCUMENTS

D. 270,020 8/1983 Drabert D6/366

D. 295,467	5/1988	Bellini	D6/366
D. 309,990	8/1990	von Klier et al.	D6/366
D. 350,033	8/1994	Beaulieu	D6/366
D. 374,778	10/1996	Tedesco et al.	D6/366
D. 384,510	10/1997	Tedesco et al.	D6/366
D. 387,586	12/1997	Win	D6/500
D. 387,917	12/1997	Tedesco et al.	D6/366
D. 388,269	12/1997	Tedesco et al.	D6/501
D. 393,384	4/1998	Tedesco et al.	D6/501
D. 405,968	2/1999	Beaulieu	D6/366

Primary Examiner—Gary D. Watson
Attorney, Agent, or Firm—Philip Mendes da Costa;
Bereskin & Parr

[57] CLAIM

The ornamental design for a chair, as shown and described.

DESCRIPTION

FIG. 1 is a perspective view from the front and to one side of the chair.

FIG. 2 is a side elevational view of the chair of FIG. 1, the other side of the chair being the mirror image of this view.

FIG. 3 is a rear elevational view of the chair of FIG. 1.

FIG. 4 is a front elevational view of the chair of FIG. 1; and,

FIG. 5 is a top plan view of the chair of FIG. 1.

1 Claim, 2 Drawing Sheets





FIG. 1

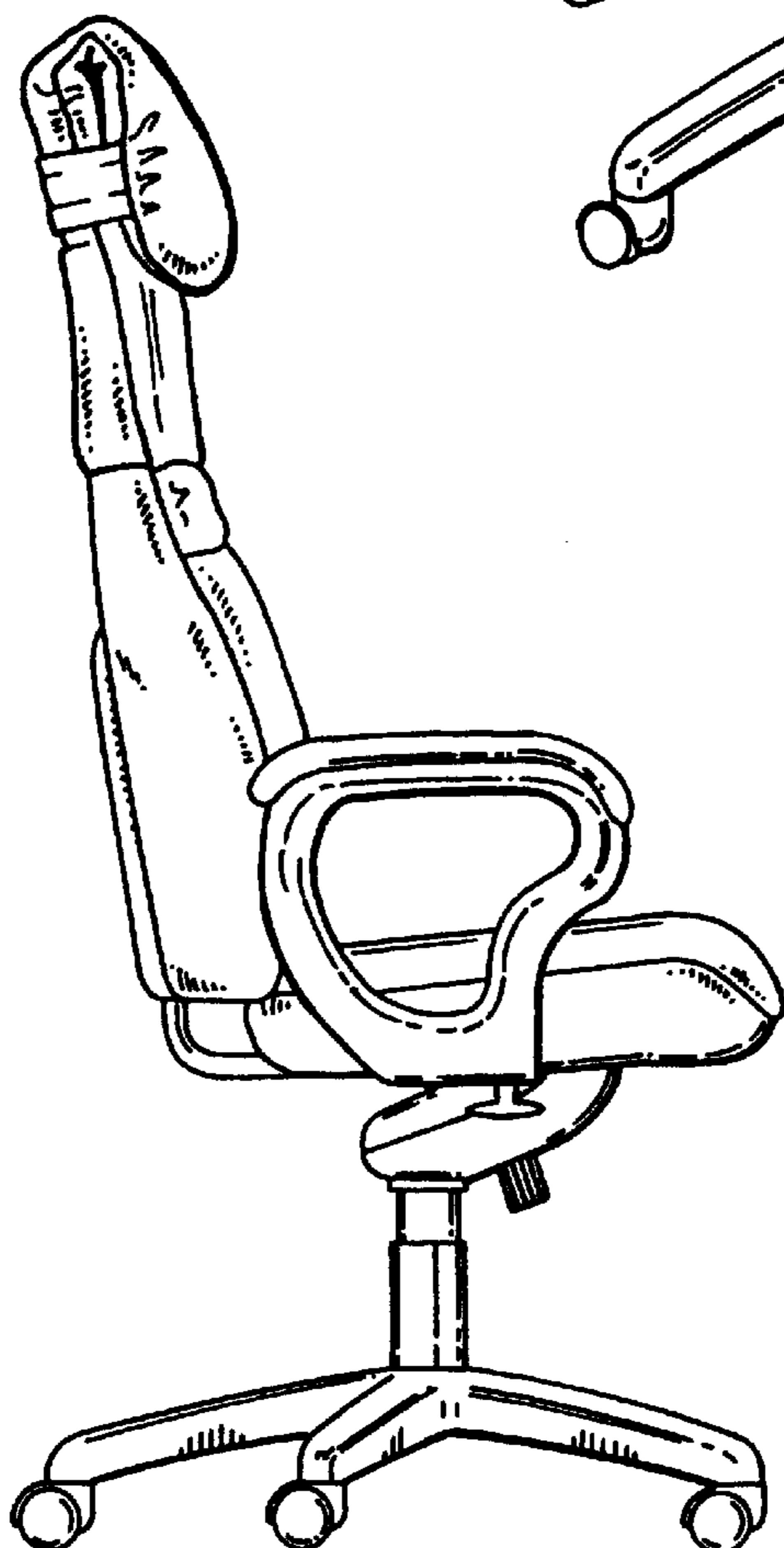


FIG. 2

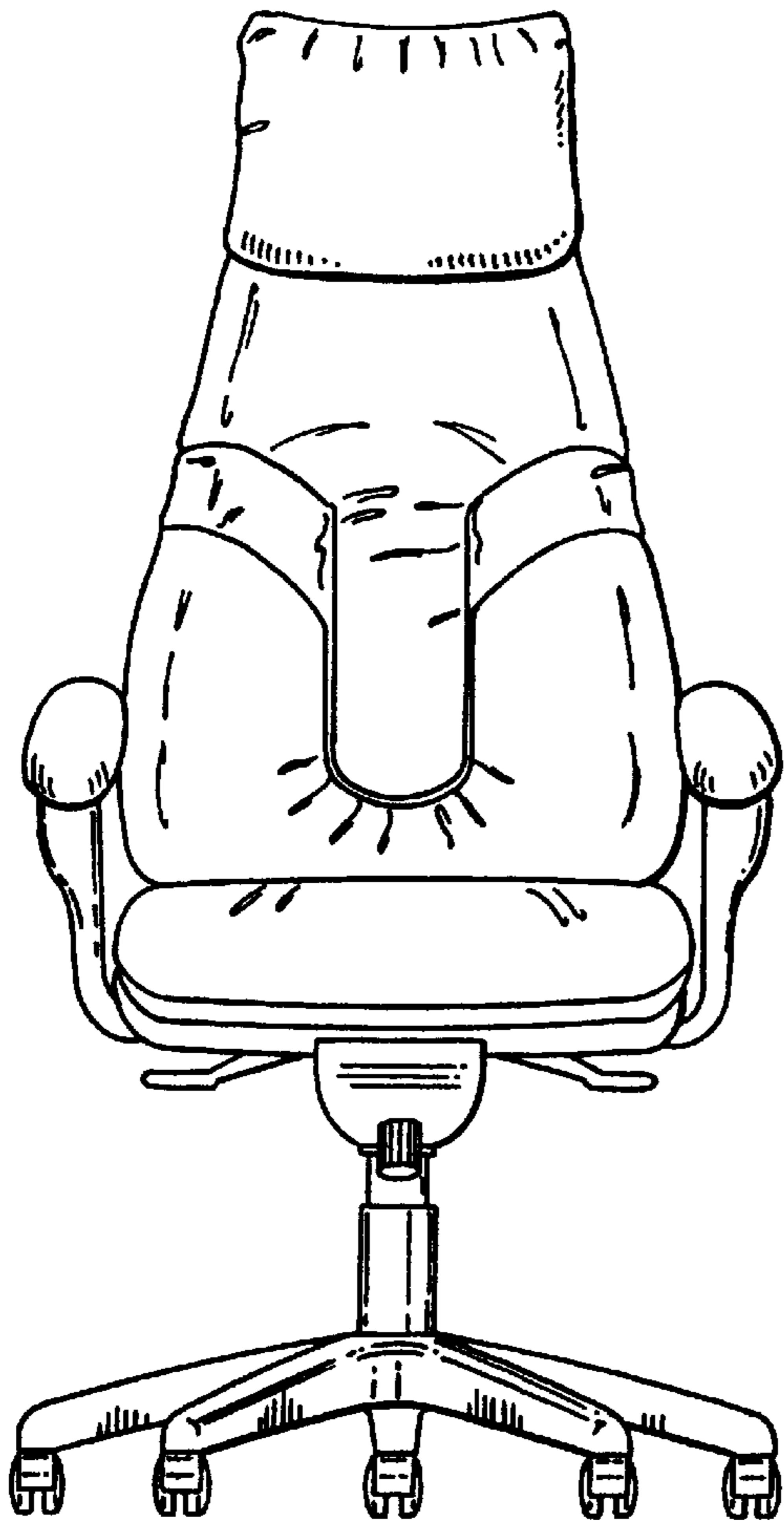


FIG. 4

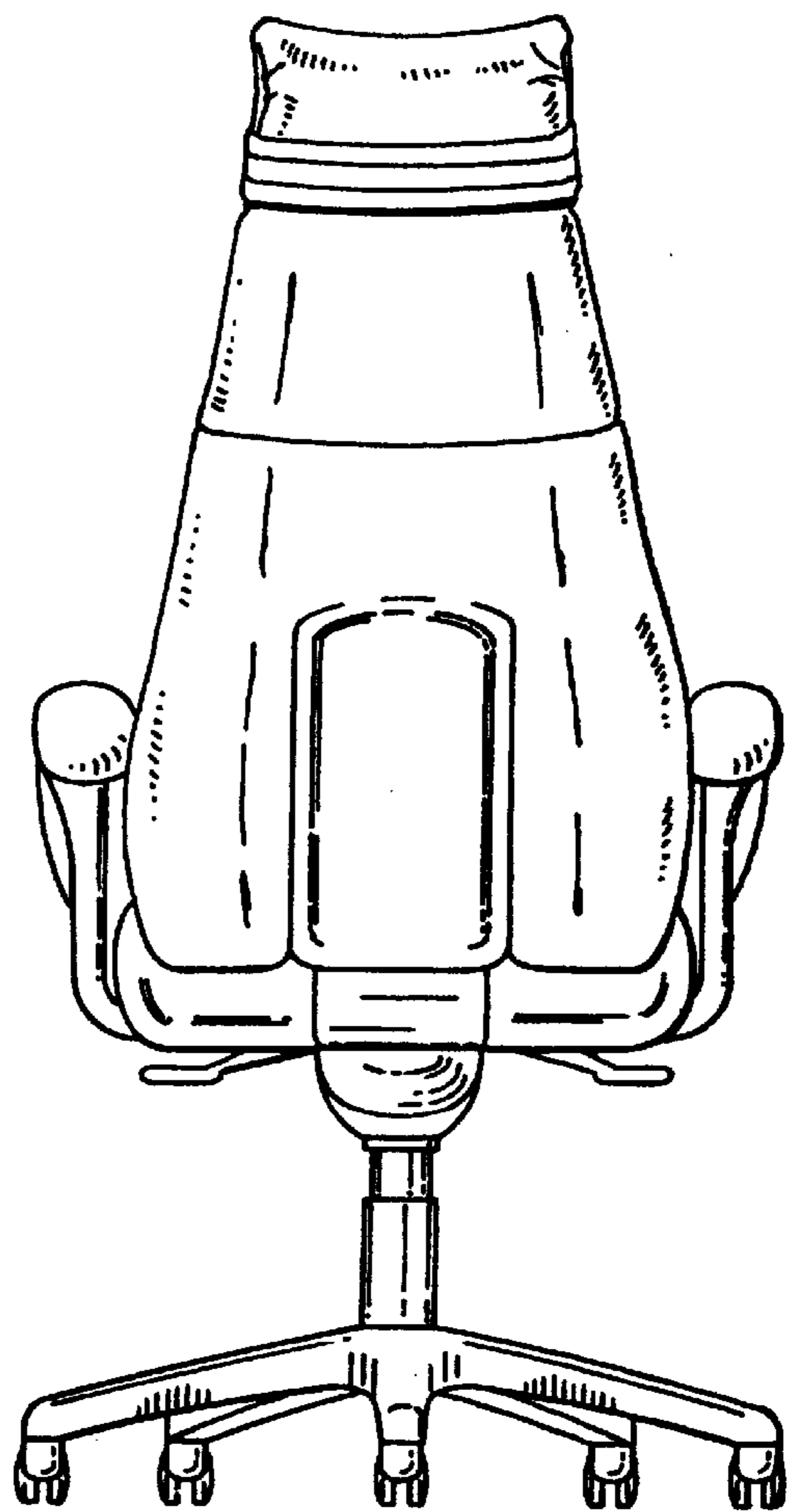


FIG. 3.

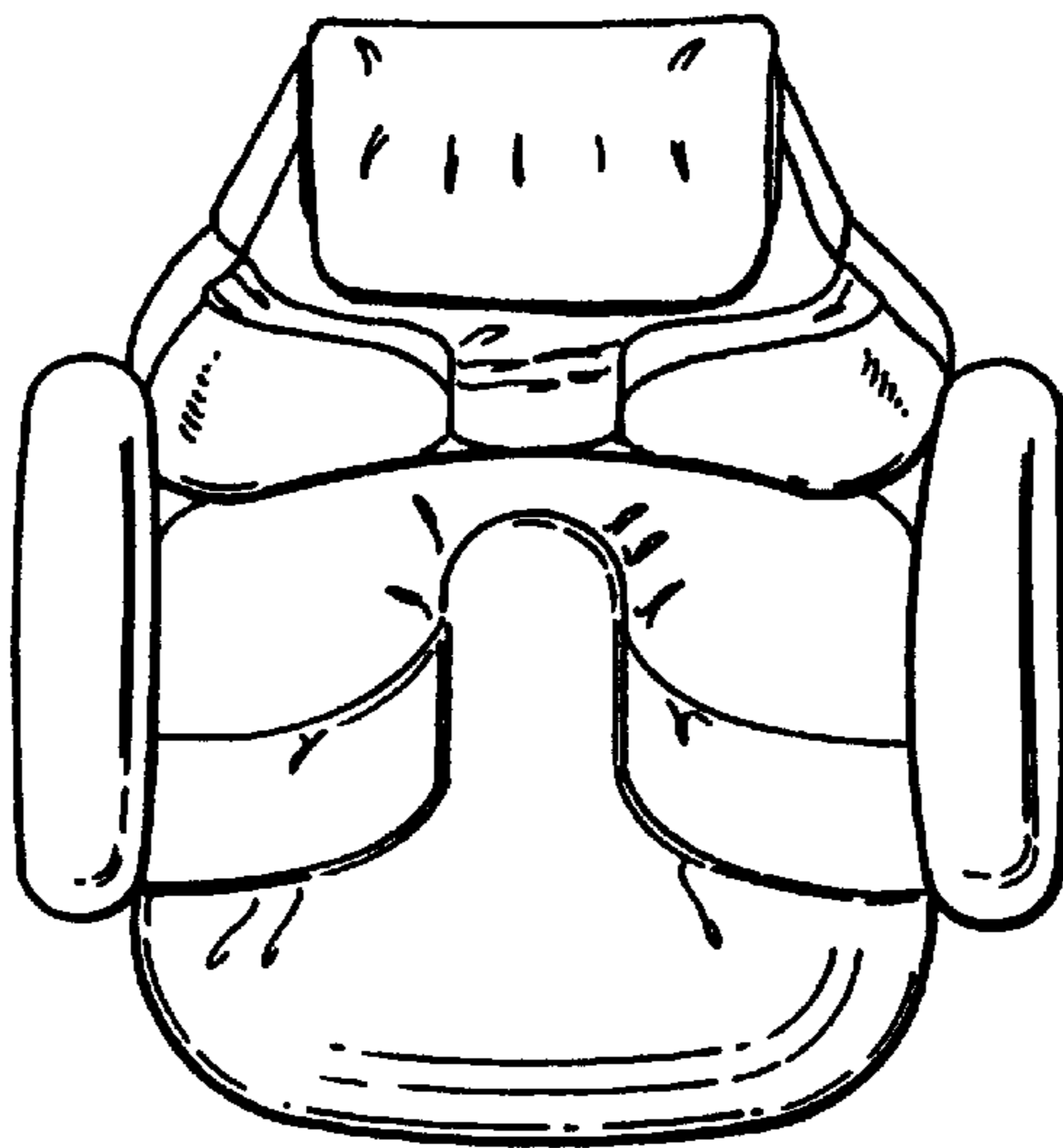


FIG. 5