



US00D417952S

United States Patent [19]

Dickson

[11] Patent Number: Des. 417,952

[45] Date of Patent: ** Dec. 28, 1999

[54] GOLF CLUB HEAD HOLDER BELT

[76] Inventor: John Dickson, 134 Congers Rd., New City, N.Y. 10956

[**] Term: 14 Years

[21] Appl. No.: 29/100,303

[22] Filed: Feb. 8, 1999

[51] LOC (6) Cl. 03-01

[52] U.S. Cl. D3/221

[58] Field of Search D3/221, 224, 226; D2/629, 631; 224/191, 236, 240, 250, 602, 661, 918; 2/253

[56] References Cited

U.S. PATENT DOCUMENTS

D. 289,785	5/1987	Lindsey	D2/629	X
D. 346,493	5/1994	Nichols	D3/224	
D. 365,928	1/1996	Sauer	D3/224	
1,110,694	9/1914	Jennings	224/236	
2,508,190	5/1950	Previdi	224/919	X
4,852,782	8/1989	Wu et al.	224/661	

Primary Examiner—Louis S. Zarfes
Assistant Examiner—Catherine R. Oliver
Attorney, Agent, or Firm—Stanley J. Yavner

[57] CLAIM

The ornamental design for a golf club head holder belt, as shown and described.

DESCRIPTION

FIG. 1 is a front elevational view of a golf club head holder belt showing my new design, with the cross-hatching shown to indicate surface character—the broken line lettering on the pockets being for illustrative purposes only and forming no part of the claimed design;

FIG. 2 is a top plan thereof;

FIG. 3 is a bottom plan view thereof;

FIG. 4 is a left side elevational view thereof;

FIG. 5 is a right side elevational view thereof; and,

FIG. 6 is a rear elevational view thereof.

The belt shown broken away in FIGS. 1–3 and 6 to indicate indeterminate length.

1 Claim, 2 Drawing Sheets

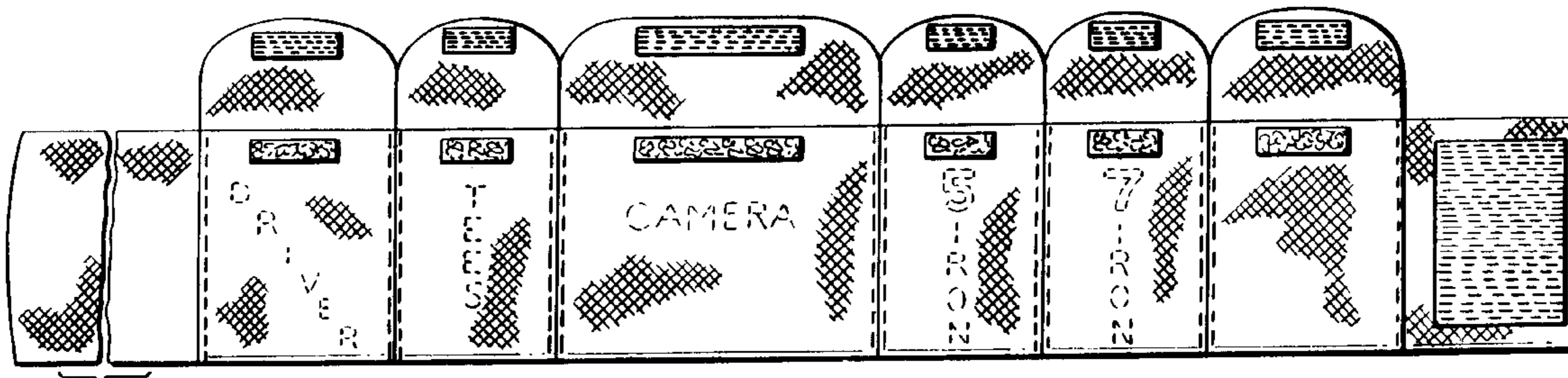


FIG. 1

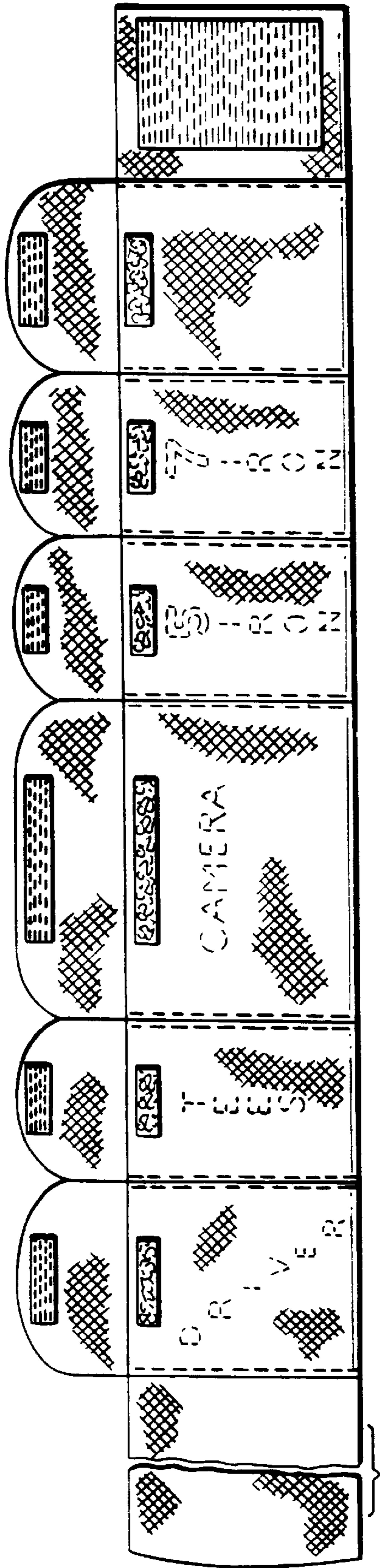


FIG. 2

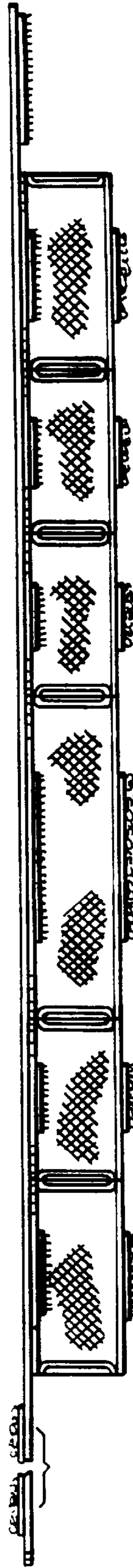
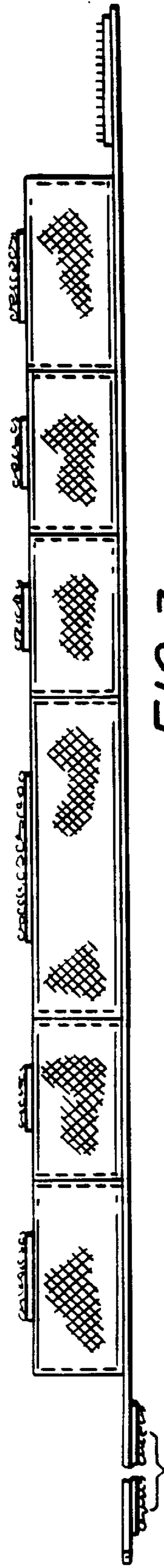


FIG. 3



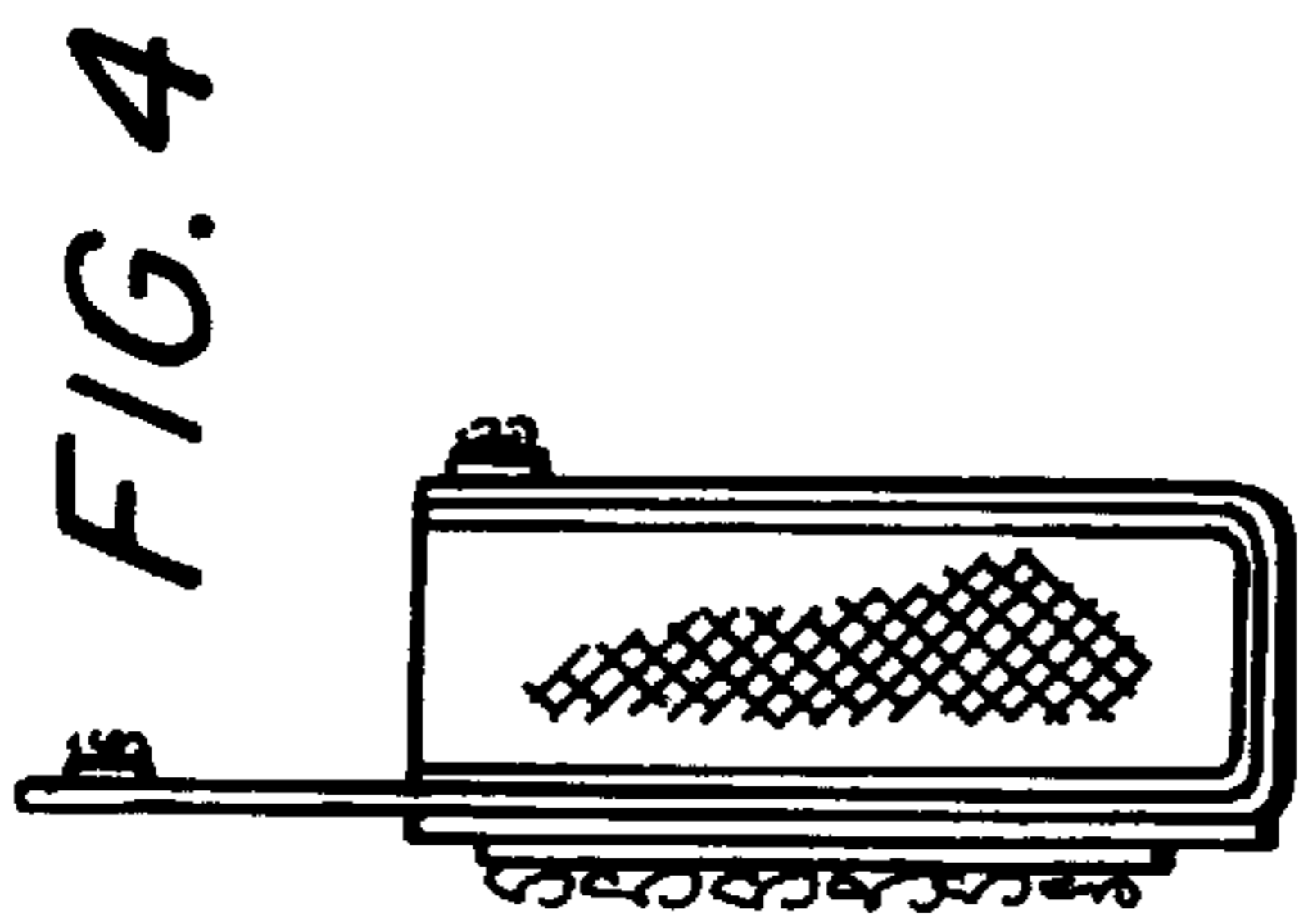


FIG. 4




FIG. 5

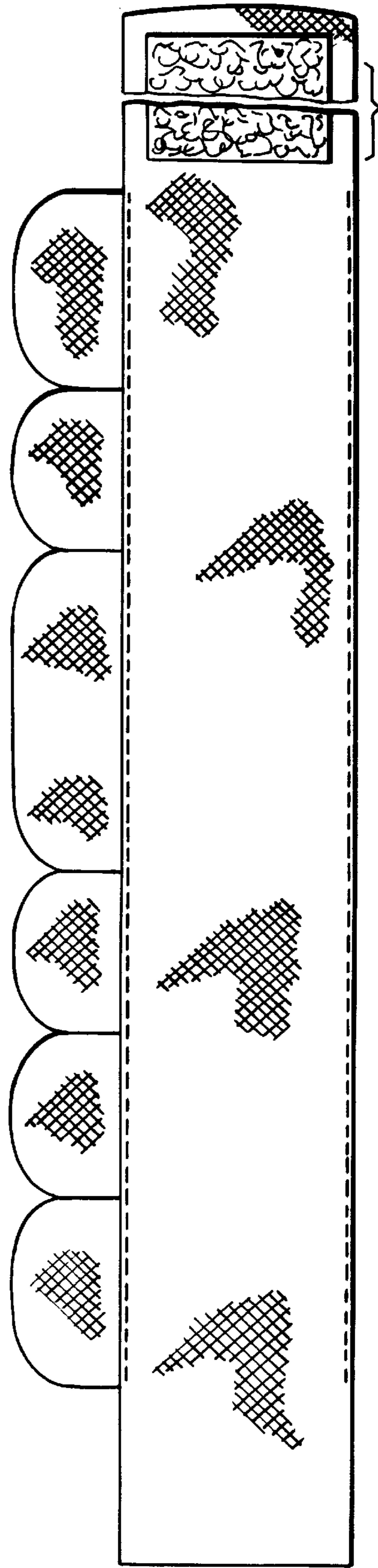


FIG. 6