



US00D417939S

**United States Patent** [19]  
**Grinberg**

[11] **Patent Number: Des. 417,939**

[45] **Date of Patent: \*\* Dec. 28, 1999**

[54] **DISPOSABLE MITTEN**

3,327,320 6/1967 Forsyth ..... 2/158  
4,411,026 10/1983 Selter ..... 2/158  
5,343,566 9/1994 Solheim et al. .... 2/158 X

[75] Inventor: **Ernesto Grinberg**, Roslyn, N.Y.

[73] Assignee: **Island Polyethylene Bag & Supply Corp.**, Westbury, N.Y.

[\*\*] Term: **14 Years**

[21] Appl. No.: **29/067,859**

[22] Filed: **Apr. 7, 1997**

[51] **LOC (6) Cl.** ..... **02-06**

[52] **U.S. Cl.** ..... **D2/622**

[58] **Field of Search** ..... D2/621, 622, 610;  
D29/117; 2/158, 160, 161.6, 161.7

[56] **References Cited**

**U.S. PATENT DOCUMENTS**

D. 104,807	6/1937	Richards	.....	D2/622	X
D. 118,220	12/1939	Spanel	.....	D2/622	
674,913	5/1901	Fike	.....	D2/622	X
1,091,880	3/1914	Diamond	.....	D2/622	X
2,364,749	12/1944	O'Connell	.....	D2/610	X
2,782,912	2/1957	Humphrey	.....	2/158	X

**FOREIGN PATENT DOCUMENTS**

329 1/1915 United Kingdom ..... D2/622

*Primary Examiner*—Paula A. Mortimer  
*Attorney, Agent, or Firm*—Schweitzer Cornman Gross & Bondell LLP

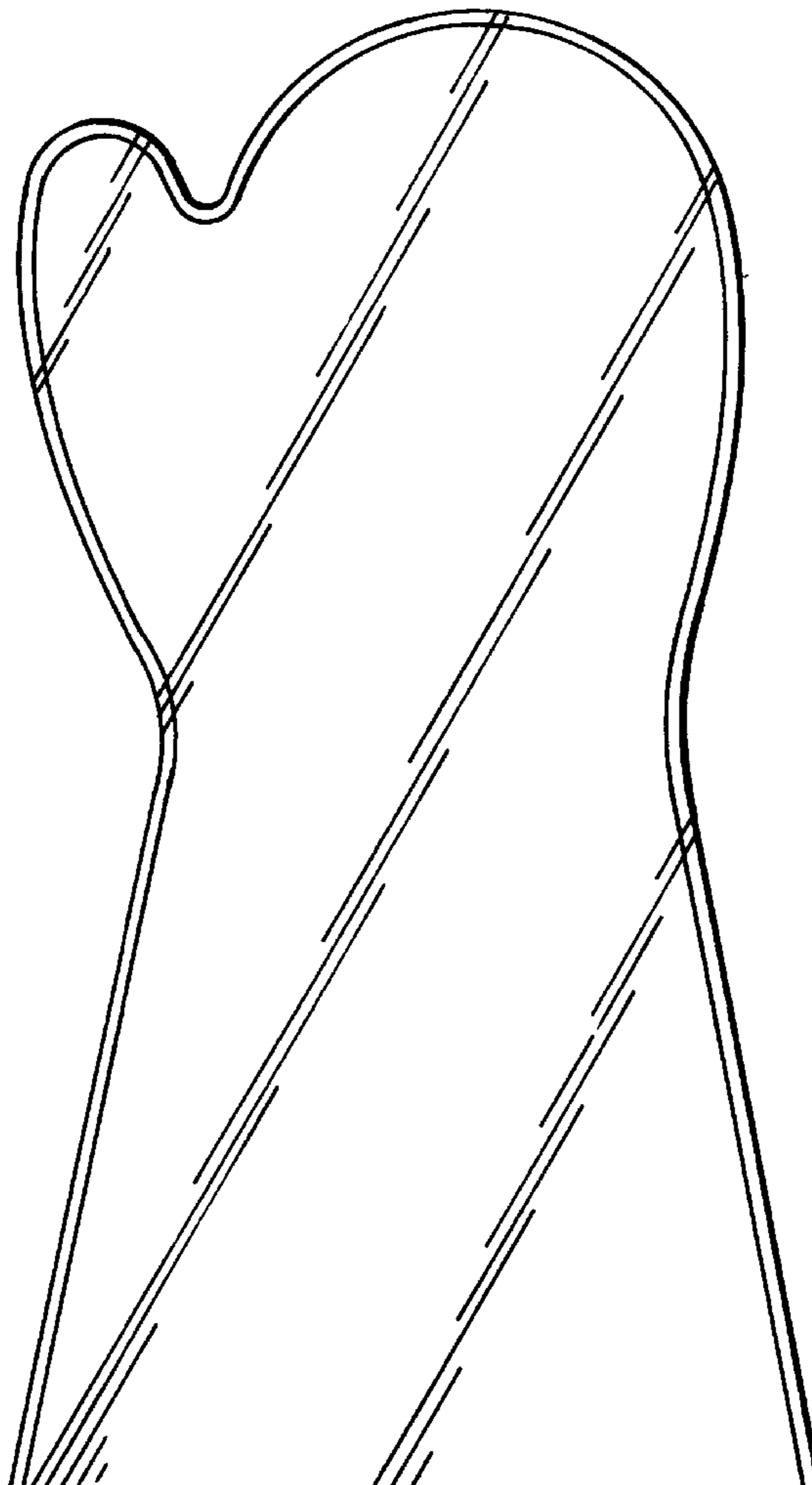
[57] **CLAIM**

The ornamental design for a disposable mitten, as shown and described.


**DESCRIPTION**

FIG. 1 is a front elevational view of a disposable mitten embodying my new design (the rear elevational view being a mirror image thereof);  
FIG. 2 is a first side elevational view thereof;  
FIG. 3 is a second side elevational view thereof;  
FIG. 4 is a top plan view thereof; and,  
FIG. 5 is a bottom plan view thereof.

**1 Claim, 1 Drawing Sheet**



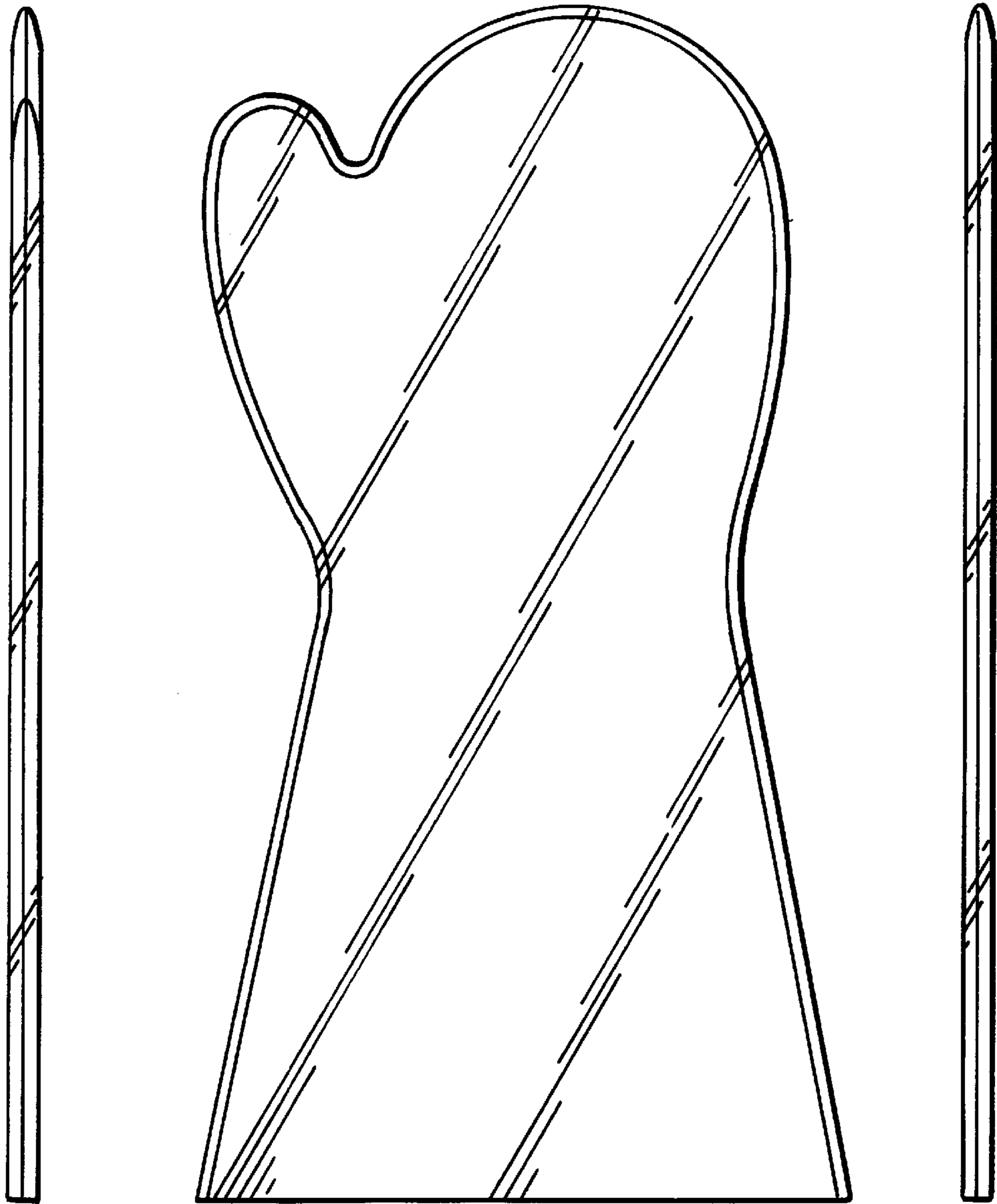
**FIG. 4**



**FIG. 2**

**FIG. 1**

**FIG. 3**



**FIG. 5**