



US00D417932S

**United States Patent** [19]  
**Siegel et al.**

[11] **Patent Number: Des. 417,932**  
[45] **Date of Patent: \*\* Dec. 21, 1999**

[54] **LIP BALM APPLICATOR**  
[75] Inventors: **Howard Siegel; Anthony Jordan**, both  
of Van Nuys, Calif.  
[73] Assignee: **Cherokee Inc.**, Van Nuys, Calif.  
[\*\*] Term: **14 Years**

2,256,132 9/1941 Younghusband ..... 132/318  
3,506,265 4/1970 Yugi ..... 473/604  
3,624,939 12/1971 Gossard ..... 40/721

*Primary Examiner*—Ted Shooman  
*Assistant Examiner*—C Tuttle  
*Attorney, Agent, or Firm*—Jeffer, Mangels, Butler &  
Marmaro LLP

[21] Appl. No.: **29/088,657**  
[22] Filed: **May 29, 1998**

[57] **CLAIM**

The ornamental design for a lip balm applicator, as shown  
and described.

[51] **LOC (6) Cl.** ..... **28-03**  
[52] **U.S. Cl.** ..... **D28/76; D28/7; D28/87**  
[58] **Field of Search** ..... D28/7, 76, 77,  
D28/85-91; D9/307, 451, 441; D19/42;  
132/317, 318, 320; 206/385; 401/88, 89,  
98; D21/713; 473/604

**DESCRIPTION**

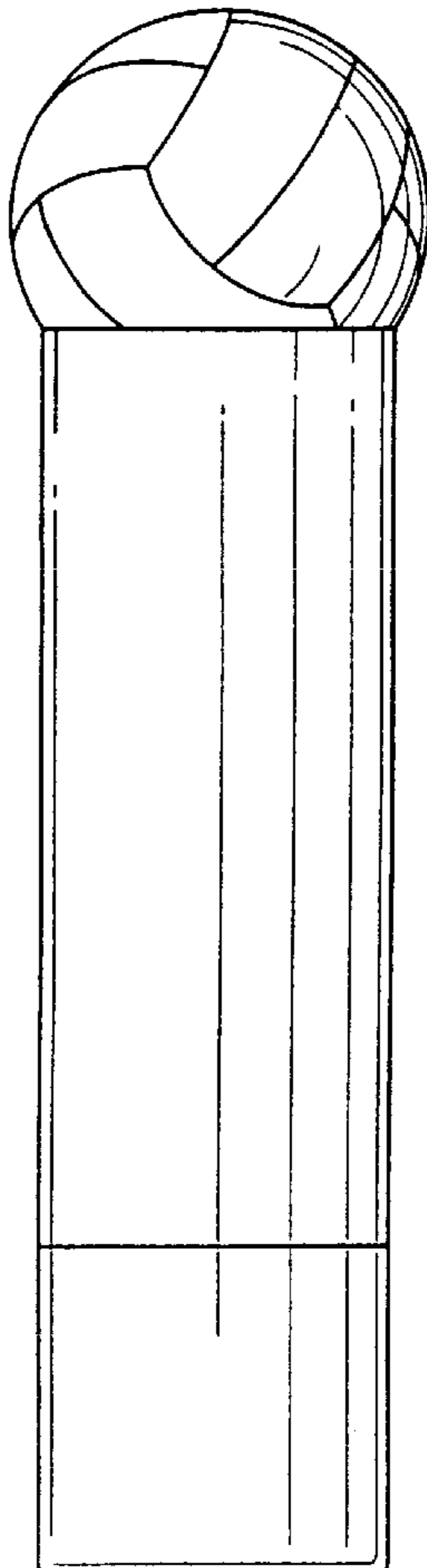
FIG. 1 is a front view of the applicator, showing my new  
design, the rear view of the cylindrical portion being the  
same as the side shown.  
FIG. 2 is a top view thereof.  
FIG. 3 is a side view of the cap element of the design seen  
in the direction of arrow 3 in FIG. 2; and shown separately  
for ease of illustration.  
FIG. 4 is a bottom view of FIG. 1; and,  
FIG. 5 is a bottom view of FIG 3.  
The surface(s) or portion(s) of the article not shown in the  
drawing or described in the specification form(s) no part of  
the claimed design.

[56] **References Cited**

**U.S. PATENT DOCUMENTS**

D. 99,216	4/1936	Samstag	.....	D28/89
D. 103,693	3/1937	Samstag	.....	D28/89
D. 136,501	10/1943	Habif	.....	D9/503
D. 152,547	2/1949	Lang	.....	D28/77
D. 357,415	4/1995	Fontanella	.....	D9/503
D. 390,112	2/1998	Tucker	.....	D9/451
D. 391,478	3/1998	D'Arrigo	.....	D9/307

**1 Claim, 1 Drawing Sheet**



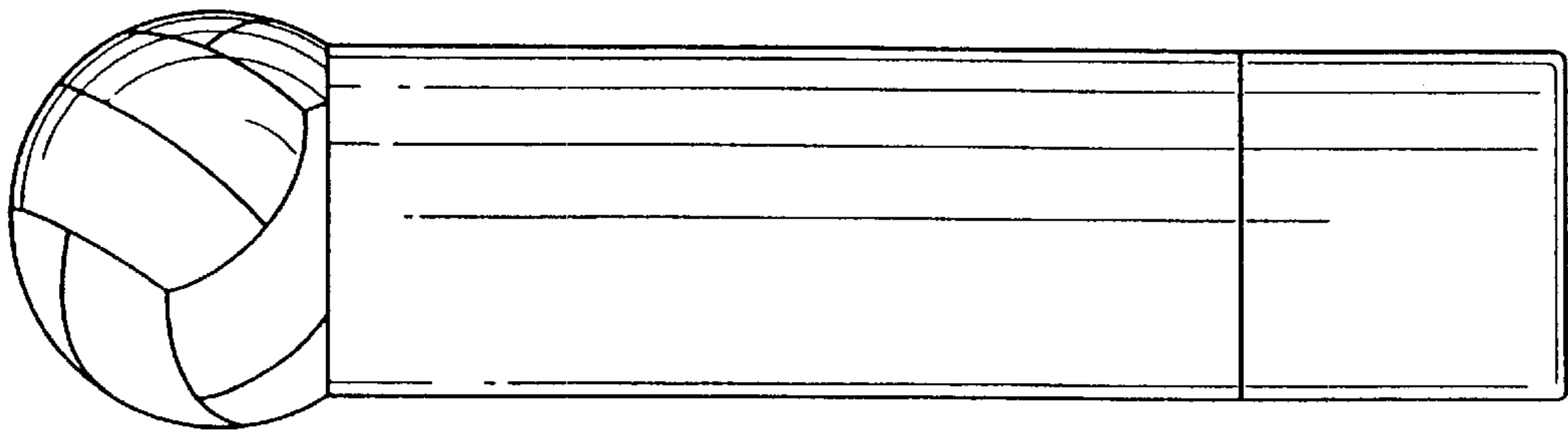


FIG. 1

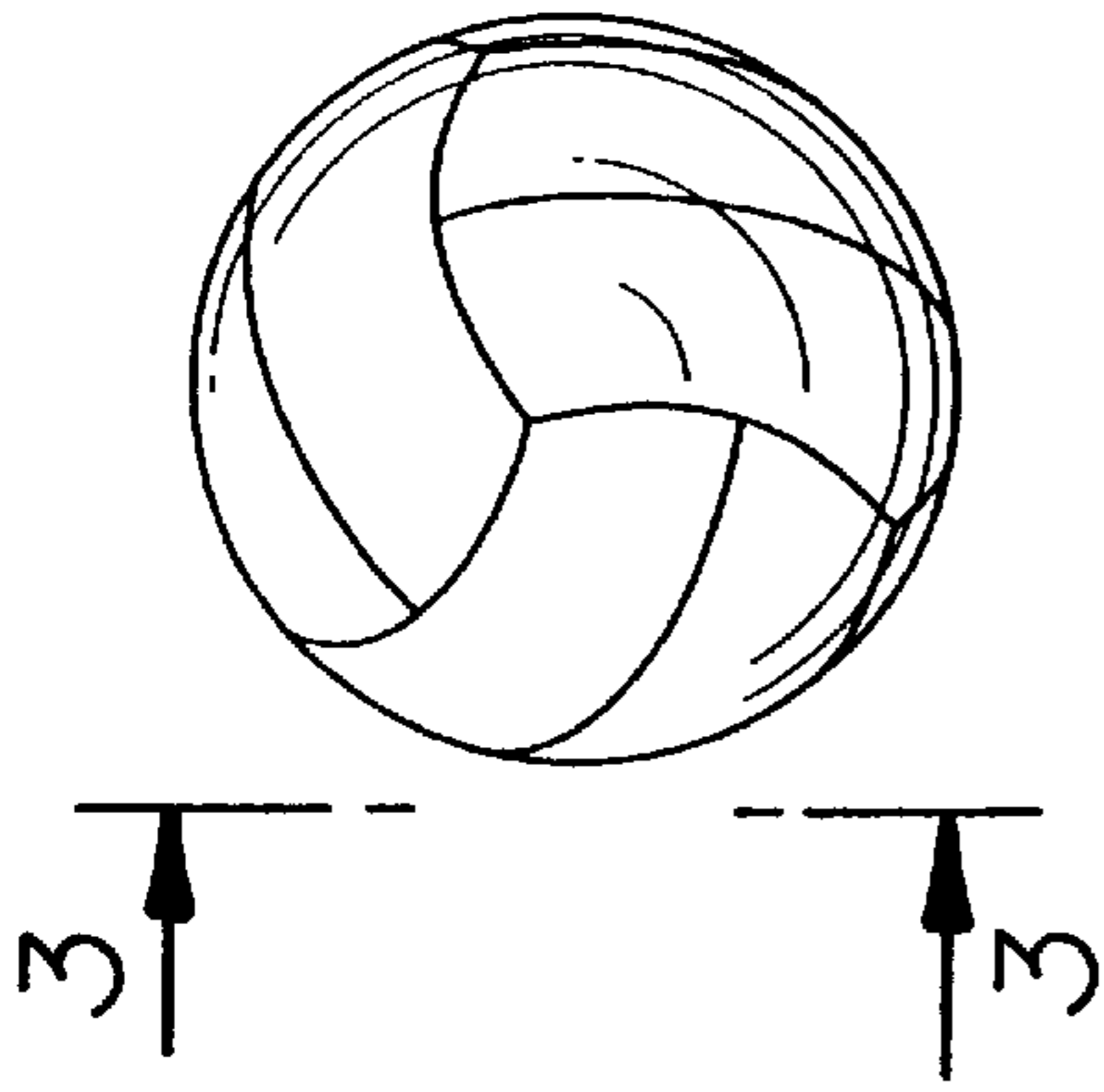


FIG. 2

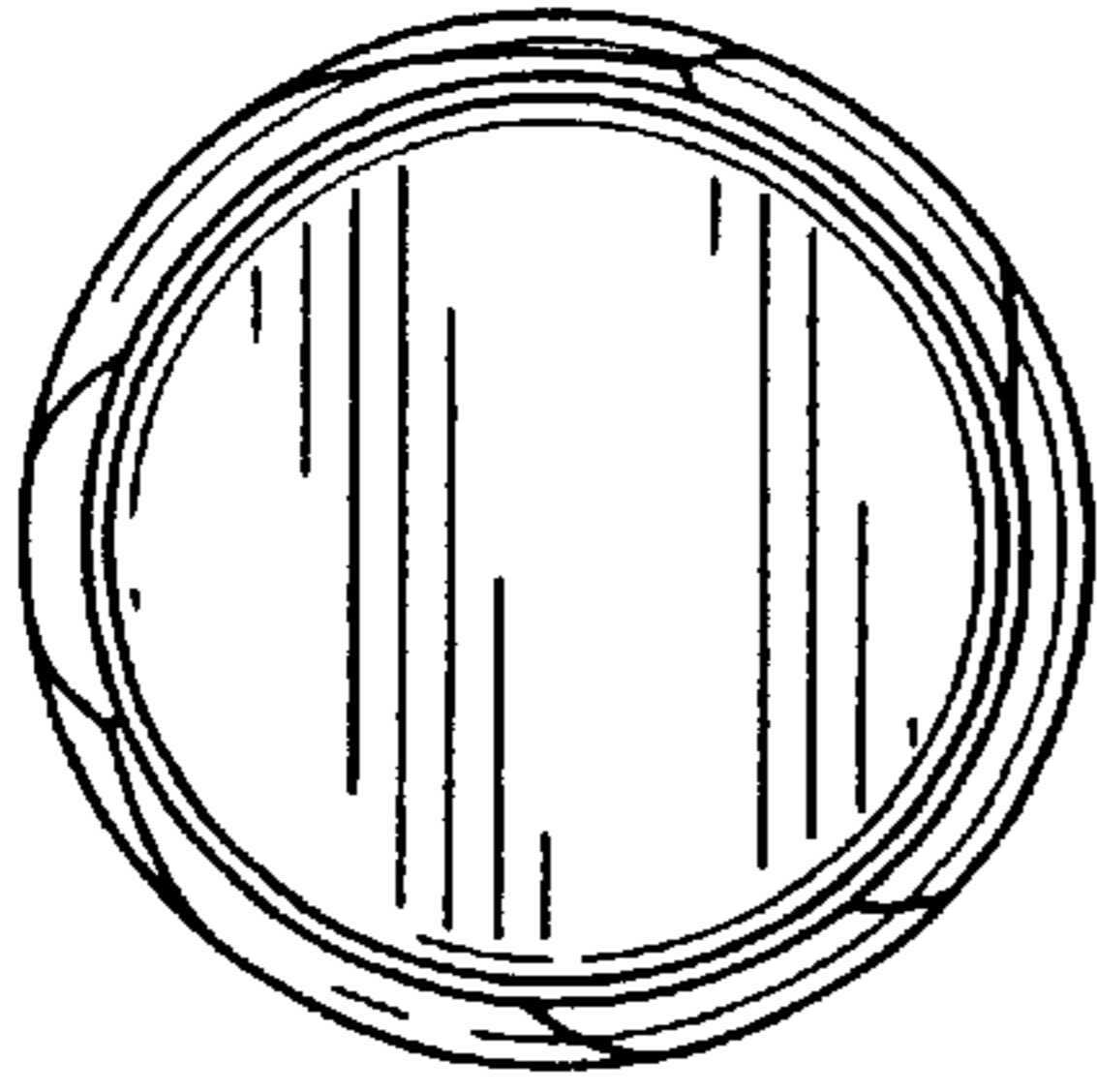


FIG. 4




FIG. 3

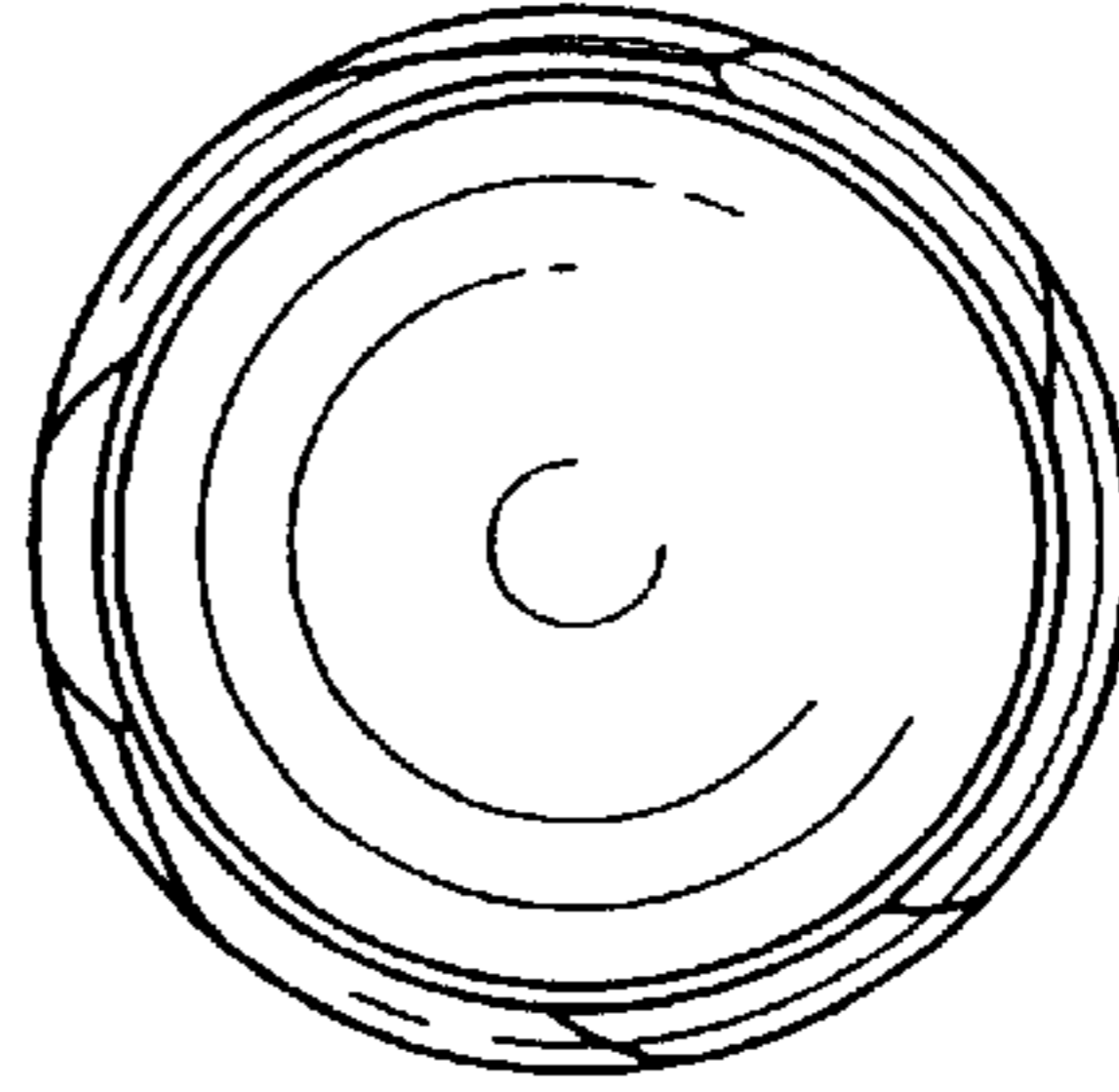


FIG. 5