



US00D417931S

United States Patent [19]
Lebherz

[11] **Patent Number: Des. 417,931**
[45] **Date of Patent: ** Dec. 21, 1999**

[54] **HAIR CUTTING MACHINE**

[75] Inventor: **Robert Lebherz,**
Villingen-Schwenningen, Germany

[73] Assignee: **Moser Elektrogerate GmbH,**
Vterkirnach, Germany

[**] Term: **14 Years**

[21] Appl. No.: **29/059,272**

[22] Filed: **Sep. 6, 1996**

[30] **Foreign Application Priority Data**

Mar. 8, 1996 [XH] Hague Agreement DM/035 789

[51] **LOC (6) Cl.** **28-03**

[52] **U.S. Cl.** **D28/53**

[58] **Field of Search** D28/49-54; 30/34.05,
30/34.2, 42, 43, 44, 45, 43.1-43.9, 43.91,
43.92, 200-204, 208-210

[56] **References Cited**

U.S. PATENT DOCUMENTS

D. 147,807	11/1947	Page	D28/51
D. 190,491	6/1961	Madl	D28/53
D. 290,531	6/1987	Seiffert et al.	D28/49
D. 319,895	9/1991	Ullmann	D28/49
D. 339,655	9/1993	Sulik	D28/53

D. 340,540	10/1993	Nakashima et al.	D28/49
D. 369,230	4/1996	Bone	D28/53
D. 387,487	12/1997	Sulik	D28/53
1,695,516	12/1928	Van Osdel	30/210
2,677,178	5/1954	Daggett	30/202
2,694,252	11/1954	Cardinal	30/40.1
2,747,277	5/1956	Esposito	30/200
2,790,236	4/1957	Andis	30/210
3,094,777	6/1963	Furst	30/202

FOREIGN PATENT DOCUMENTS

60751 5/1977 Japan 30/201

Primary Examiner—Ted Shooman
Assistant Examiner—C. Tuttle
Attorney, Agent, or Firm—Lackenbach Siegel Marzullo
Aronson & Greenspan, P.C.


[57] **CLAIM**

A hair cutting machine, as shown and described.

DESCRIPTION

FIG. 1 is a left side elevational view showing my new design, the right side being a mirror image of the left; FIG. 2 is a front and right side perspective view thereof; FIG. 3 is a rear elevational view thereof; FIG. 4 is a front elevational view thereof; FIG. 5 is a top plan view thereof; and, FIG. 6 is a bottom plan view thereof.

1 Claim, 3 Drawing Sheets






FIG. 1




FIG. 2




FIG. 3




FIG. 4




FIG. 5