



US00D417918S

# United States Patent [19]

[11] **Patent Number: Des. 417,918**

**Mussa**

[45] **Date of Patent: \*\* Dec. 21, 1999**

[54] **SWIMMING POOL FRAME STRUCTURE**

5,054,135 10/1991 Dallaire et al. .... 4/488  
5,083,327 1/1992 Gillebaard ..... 4/506  
5,592,702 1/1997 Gillebaard, Jr. .... 4/506

[76] Inventor: **Eduardo Alberto Mussa**, Avenida  
Presidente Illia 1715, Bella Vista,  
Argentina, 1661

*Primary Examiner*—Doris Clark  
*Attorney, Agent, or Firm*—Jacobson, Price, Holman &  
Stern, PLLC

[\*\*] Term: **14 Years**

[57] **CLAIM**

[21] Appl. No.: **29/089,330**

The ornamental design for a swimming pool frame struc-  
ture, as shown and described.

[22] Filed: **Jun. 12, 1998**

[51] **LOC (6) Cl.** ..... **25-02**

**DESCRIPTION**

[52] **U.S. Cl.** ..... **D25/60**

FIG. 1 is a top plan view showing my new design for a  
swimming pool frame structure, the portion shown in dotted  
lines is included for illustrative purposes only, and forms no  
part of the claimed design;

[58] **Field of Search** ..... D25/2, 60; 4/506,  
4/488, 513

FIG. 2 is a bottom view thereof, the portion shown in dotted  
lines is included for illustrative purposes only, and forms no  
part of the claimed design;

[56] **References Cited**

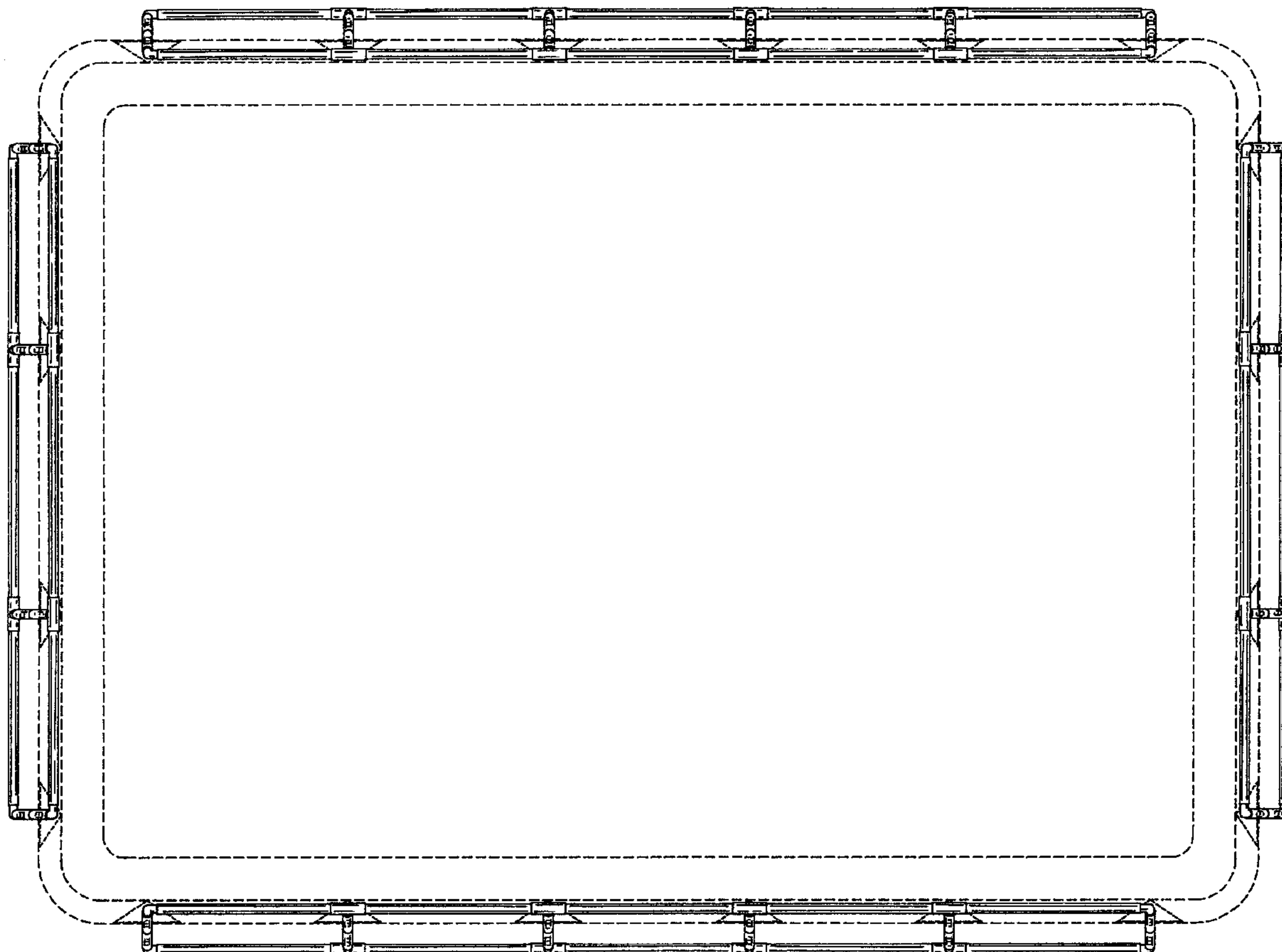
**U.S. PATENT DOCUMENTS**

D. 232,433	8/1974	Scourtes	.....	D25/60
1,753,427	4/1930	Phillips	.	
2,378,159	6/1945	Royer	.....	150/0.5
2,749,956	6/1956	Eldred	.....	150/0.5
3,416,165	12/1968	Pereira	.....	4/172
3,466,676	9/1969	Barrera	.....	4/172
3,534,414	10/1970	Hall	.....	4/172
3,735,427	5/1973	Anciewicz et al.	.....	4/172
4,356,933	11/1982	Connolly	.....	220/401
4,597,113	7/1986	Eymard	.....	4/488
4,782,538	11/1988	Chisholm et al.	.....	4/506

FIG. 3 is a front view thereof, the portion shown in dotted  
lines is included for illustrative purposes only, and forms no  
part of the claimed design and the right side view is a mirror  
image thereof; and,

FIG. 4 is a left side view thereof, the portion shown in dotted  
lines is included for illustrative purposes only and forms no  
part of the claimed design and the right side view is a mirror  
image thereof.

**1 Claim, 3 Drawing Sheets**



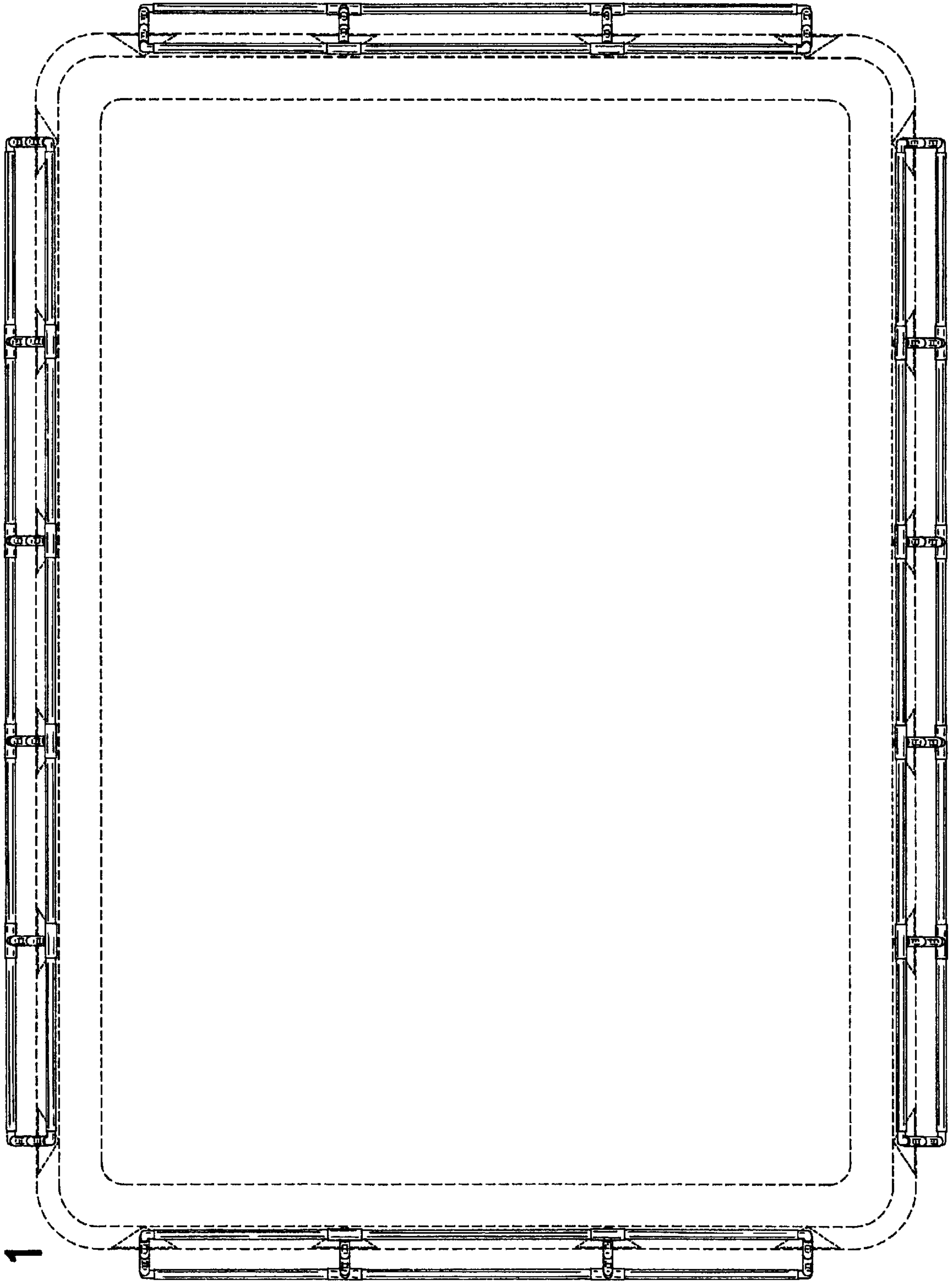


FIG. 1

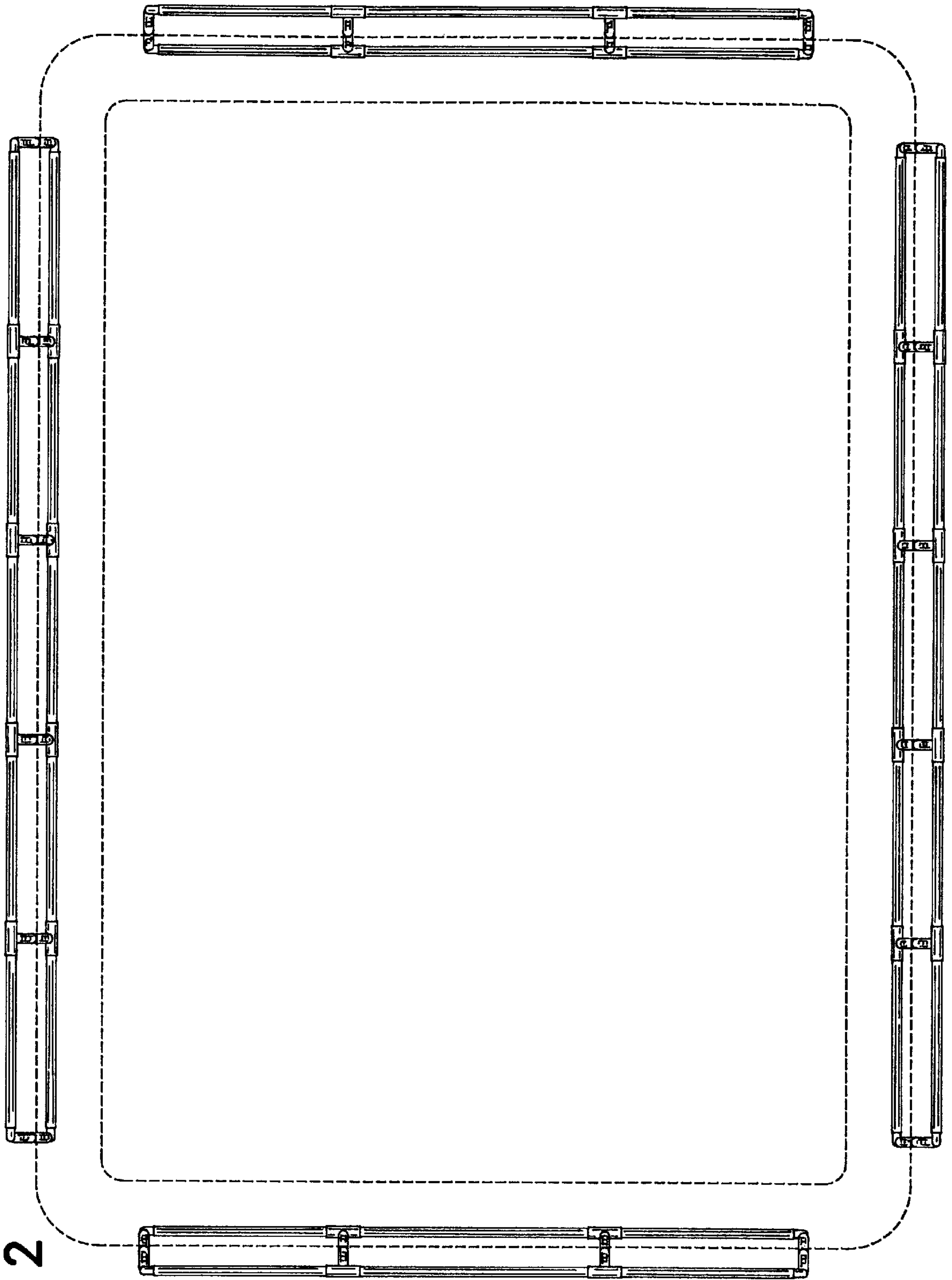


FIG. 2

FIG. 3

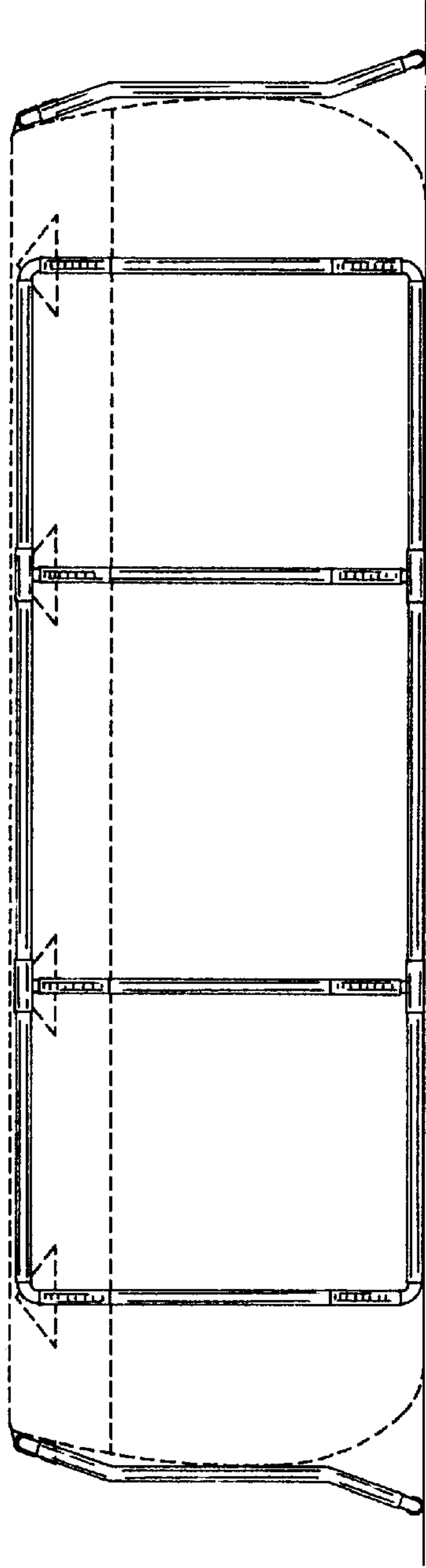
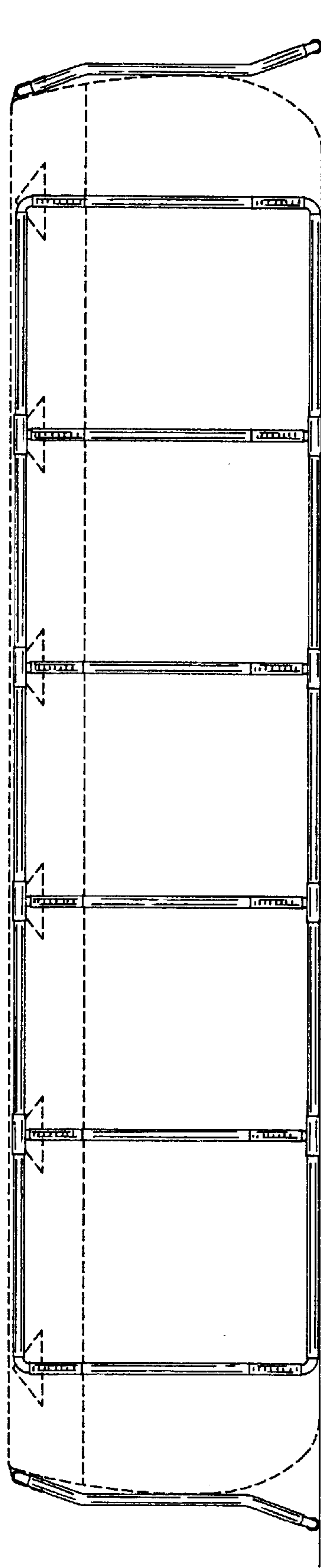


FIG. 4



UNITED STATES PATENT AND TRADEMARK OFFICE  
**CERTIFICATE OF CORRECTION**

PATENT NO. : DES 417,918  
DATED : December 21, 1999  
INVENTOR(S) : Eduardo MUSSA

It is certified that error appears in the above-identified patent and that said Letters Patent is hereby corrected as shown below:

In the description, Figure 3, line 3, change "right side" to  
--rear--.

Signed and Sealed this  
Twenty-eighth Day of November, 2000

*Attest:*



Q. TODD DICKINSON

*Attesting Officer*

*Director of Patents and Trademarks*