



US00D417910S

# United States Patent [19] Nonaka

[11] **Patent Number: Des. 417,910**

[45] **Date of Patent: \*\* Dec. 21, 1999**

[54] **AIR CONDITIONER**

[75] Inventor: **Katsuya Nonaka**, Kawasaki, Japan

[73] Assignee: **Fujitsu General Limited**, Japan

[\*\*] Term: **14 Years**

[21] Appl. No.: **29/100,826**

[22] Filed: **Feb. 18, 1999**

[30] **Foreign Application Priority Data**

Aug. 19, 1998 [JP] Japan ..... Des. 10-23655

[51] **LOC (6) Cl. .... 23-04**

[52] **U.S. Cl. .... D23/351**

[58] **Field of Search .... D23/351-354;**  
62/259.1, 262, 263; 312/236

[56] **References Cited**

**U.S. PATENT DOCUMENTS**

- D. 297,563 9/1988 Takasuna et al. .... D23/351
- D. 307,175 4/1990 Yamazaki ..... D23/351

- D. 327,736 7/1992 Shimano et al. .... D23/351
- D. 351,648 10/1994 Ikeda et al. .... D23/351
- D. 361,833 8/1995 Shinegari ..... D23/351
- D. 368,305 3/1996 Shinegari et al. .... D23/351
- D. 402,020 12/1998 Aihara et al. .... D23/351

*Primary Examiner*—B. J. Bullock  
*Attorney, Agent, or Firm*—Adams & Wilks

[57] **CLAIM**

The ornamental design for an air conditioner, as shown and described.

**DESCRIPTION**

FIG. 1 is a front top perspective view of an air conditioner showing my new design;  
FIG. 2 is a top plan view thereof;  
FIG. 3 is a front elevational view thereof;  
FIG. 4 is a bottom plan view thereof;  
FIG. 5 is a left side elevational view thereof;  
FIG. 6 is a right side elevational view thereof; and,  
FIG. 7 is a rear elevational view thereof.

**1 Claim, 3 Drawing Sheets**

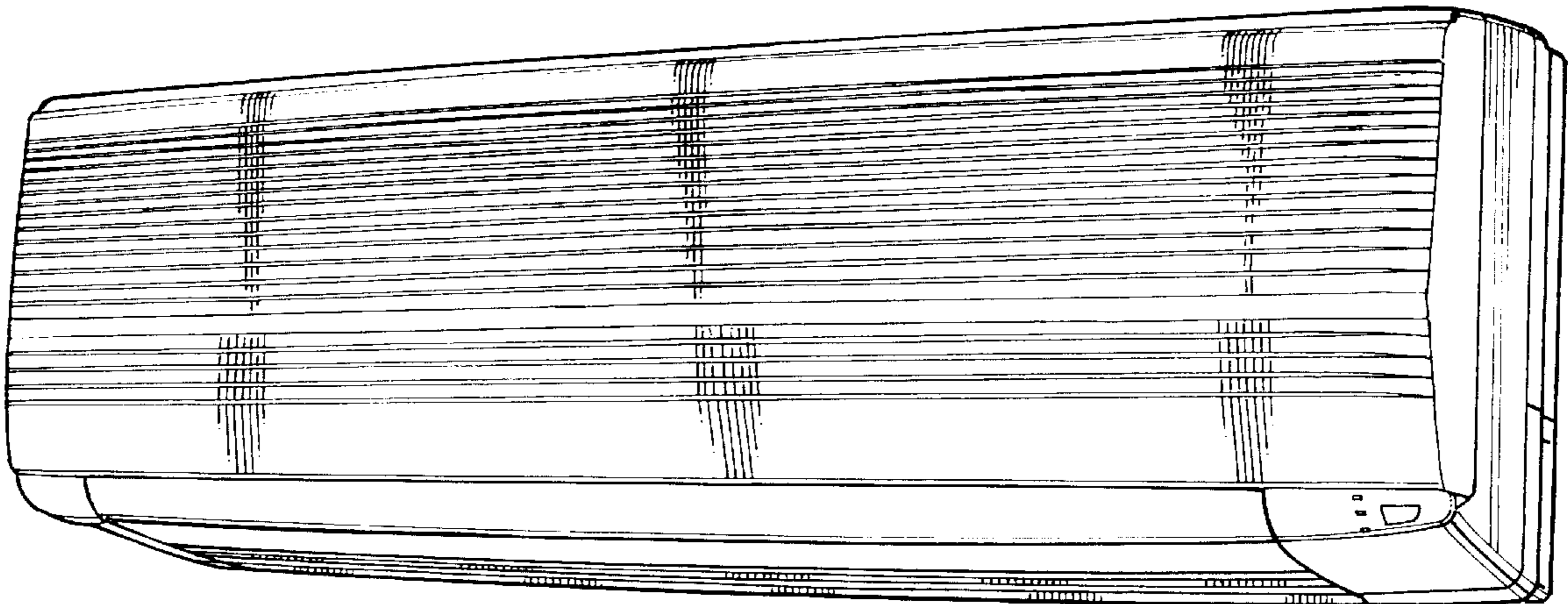


FIG. 1

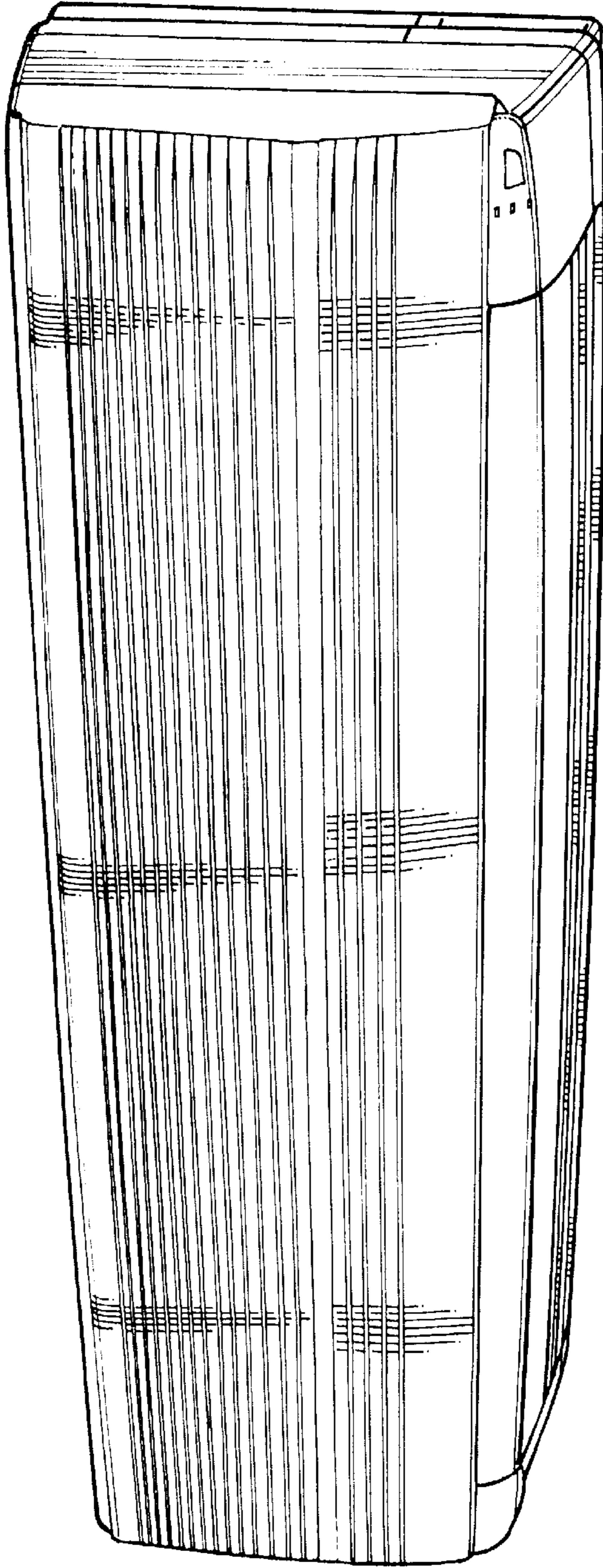


FIG. 2

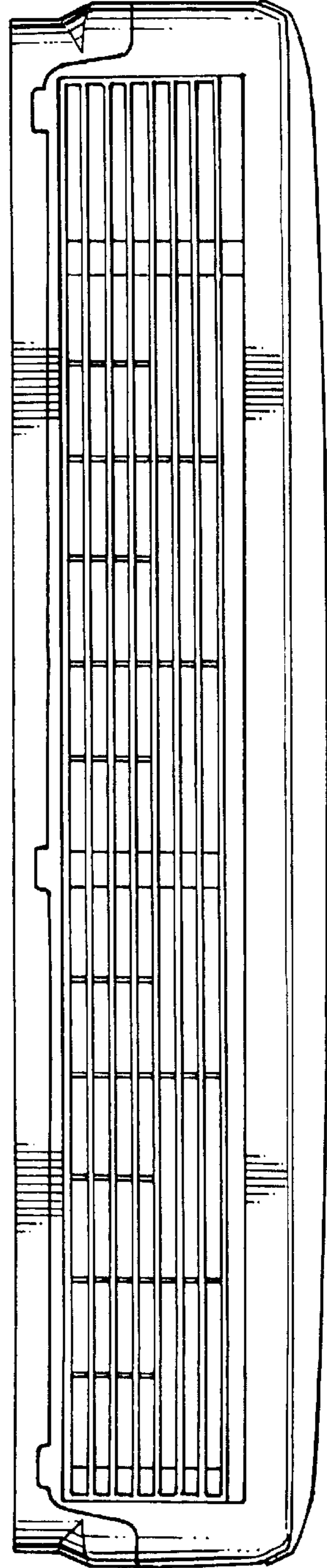


FIG. 3




FIG. 4

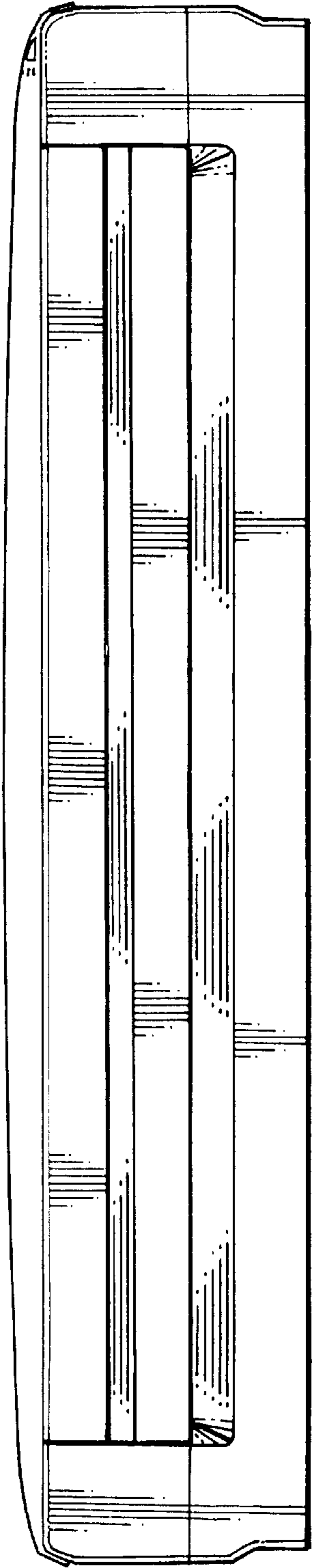


FIG. 6

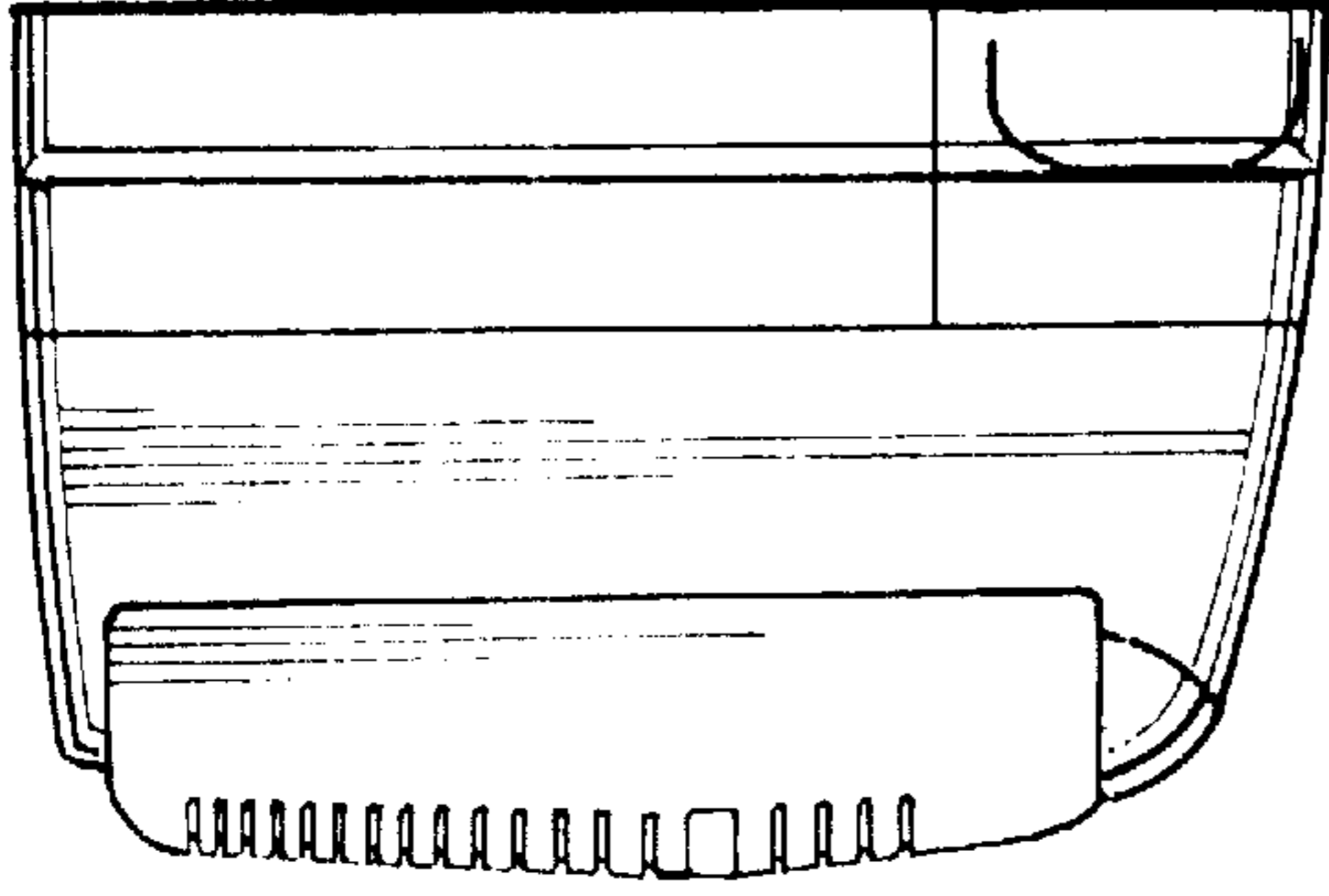


FIG. 5

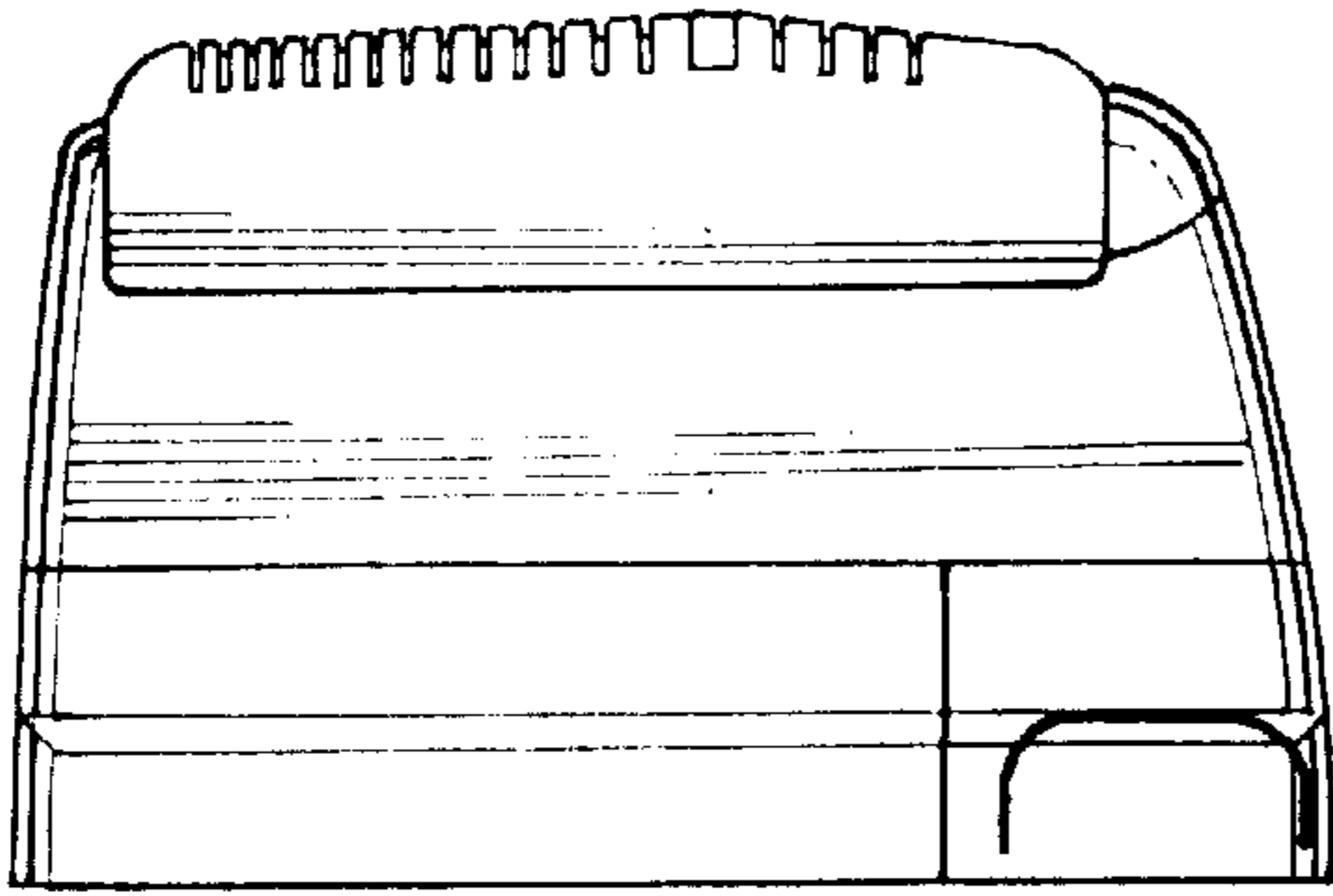


FIG. 7

