



US00D417900S

United States Patent [19]

Robins et al.

[11] Patent Number: **Des. 417,900**

[45] Date of Patent: **** Dec. 21, 1999**

[54] SET OF IN-LINE WHEELS

[75] Inventors: **Duncan G. Robins**, Woodland Hills;
Richard D. Grossman, Grenada Hills,
both of Calif.

[73] Assignee: **Jas D. Easton, Inc.**, Van Nuys, Calif.

[**] Term: **14 Years**

[21] Appl. No.: **29/091,349**

[22] Filed: **Jul. 28, 1998**

Related U.S. Application Data

[62] Division of application No. 29/076,950, Sep. 19, 1997, Pat. No. Des. 403,388.

[51] LOC (6) Cl. **21-02**

[52] U.S. Cl. **D21/779**

[58] Field of Search D21/224-227;
280/11.19, 11.2, 11.26-11.28, 809, 841,
843; 301/5.3, 5.7

[56] References Cited

U.S. PATENT DOCUMENTS

- D. 321,393 11/1991 Olson et al. D21/226
- D. 324,713 3/1992 Rubin D21/226

- D. 325,417 4/1992 McNamara et al. D21/226
- 1,778,850 10/1930 Duisenberg .
- 2,570,349 10/1951 Kardhordo 280/11.22
- 5,207,454 5/1993 Blankenburg et al. 280/843
- 5,271,633 12/1993 Hill, Jr. 280/11.22
- 5,286,043 2/1994 Tkaczyk 280/11.22
- 5,385,356 1/1995 Conte 280/11.27
- 5,388,846 2/1995 Gierveld 280/11.22
- 5,413,362 5/1995 De Santis 280/11.2
- 5,492,345 2/1996 Kruczek 280/11.15
- 5,551,713 9/1996 Alexander 280/11.19

Primary Examiner—Sandra L. Morris
Attorney, Agent, or Firm—Lyon & Lyon LLP

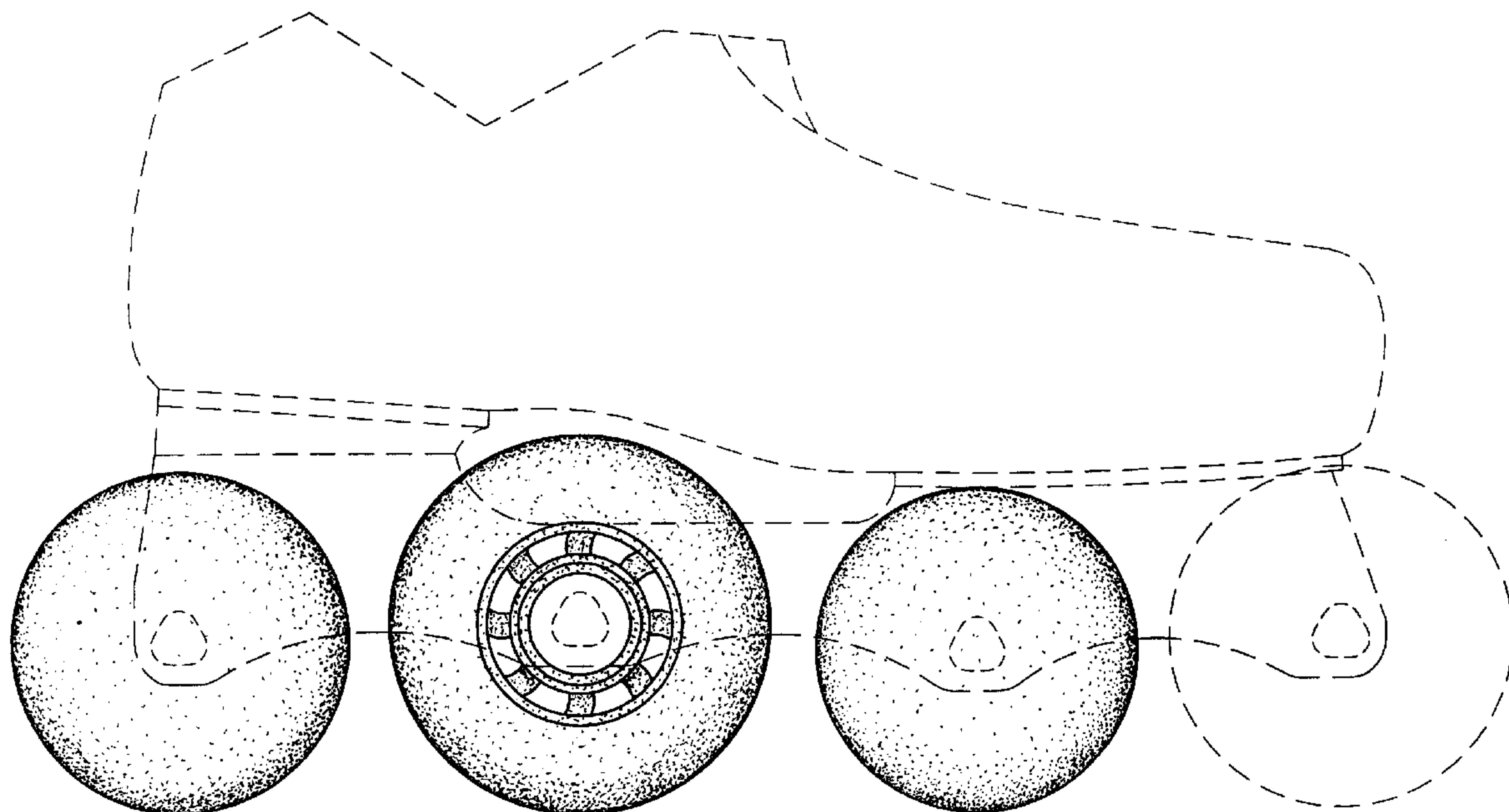
[57] CLAIM

The ornamental design for a set of in-line wheels, as shown and described.

DESCRIPTION

FIG. 1 is a side elevational view of a set of in-line wheels, showing our new design;
FIG. 2 is a top plan view of the embodiment thereof;
FIG. 3 is a front elevational view thereof;
FIG. 4 is a bottom plan view thereof; and,
FIG. 5 is a rear elevational view thereof.
The broken line showing of the skate is for illustrative purposes only, and forms no part of the claimed design.

1 Claim, 4 Drawing Sheets



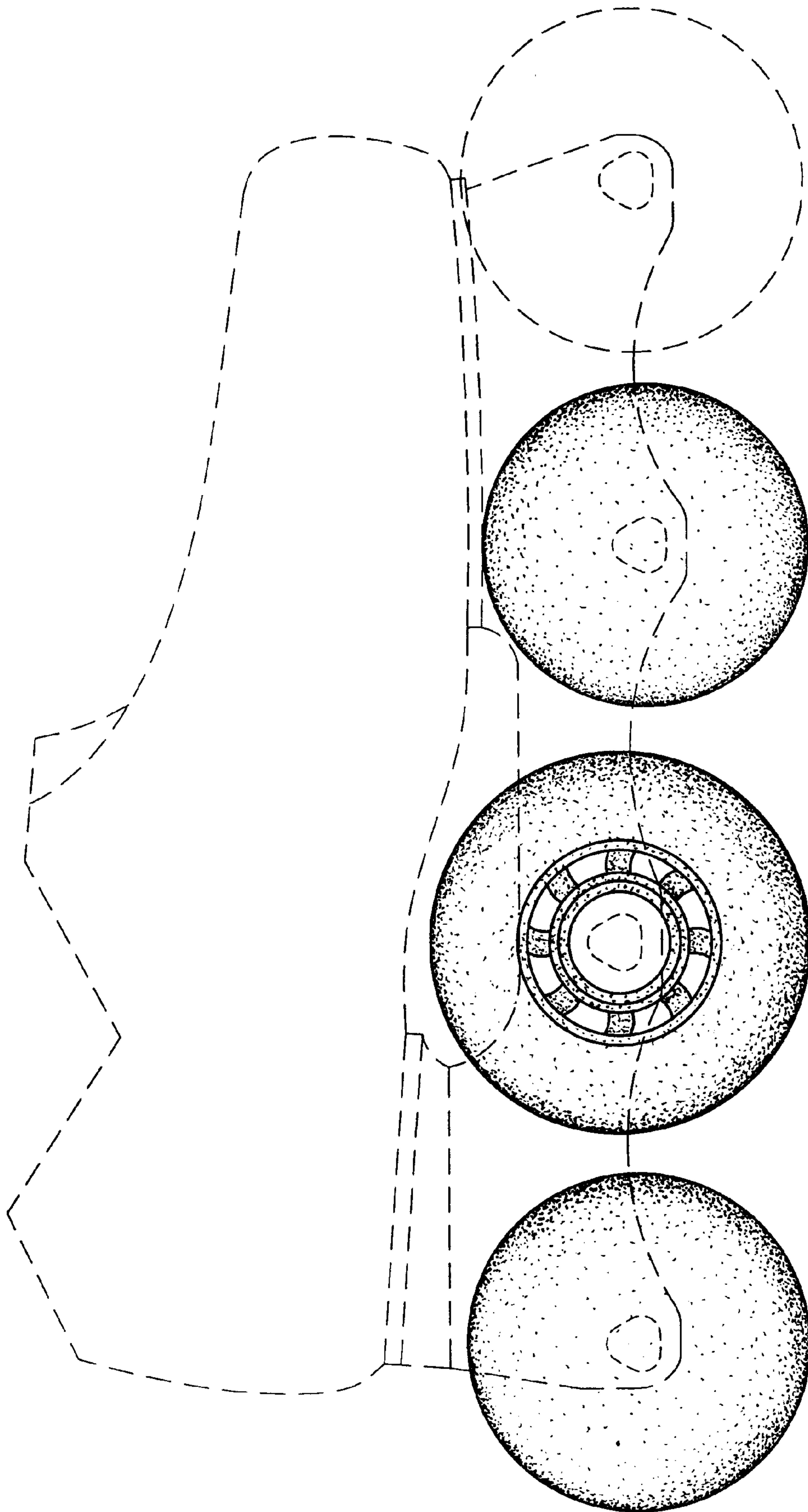


FIG. 1

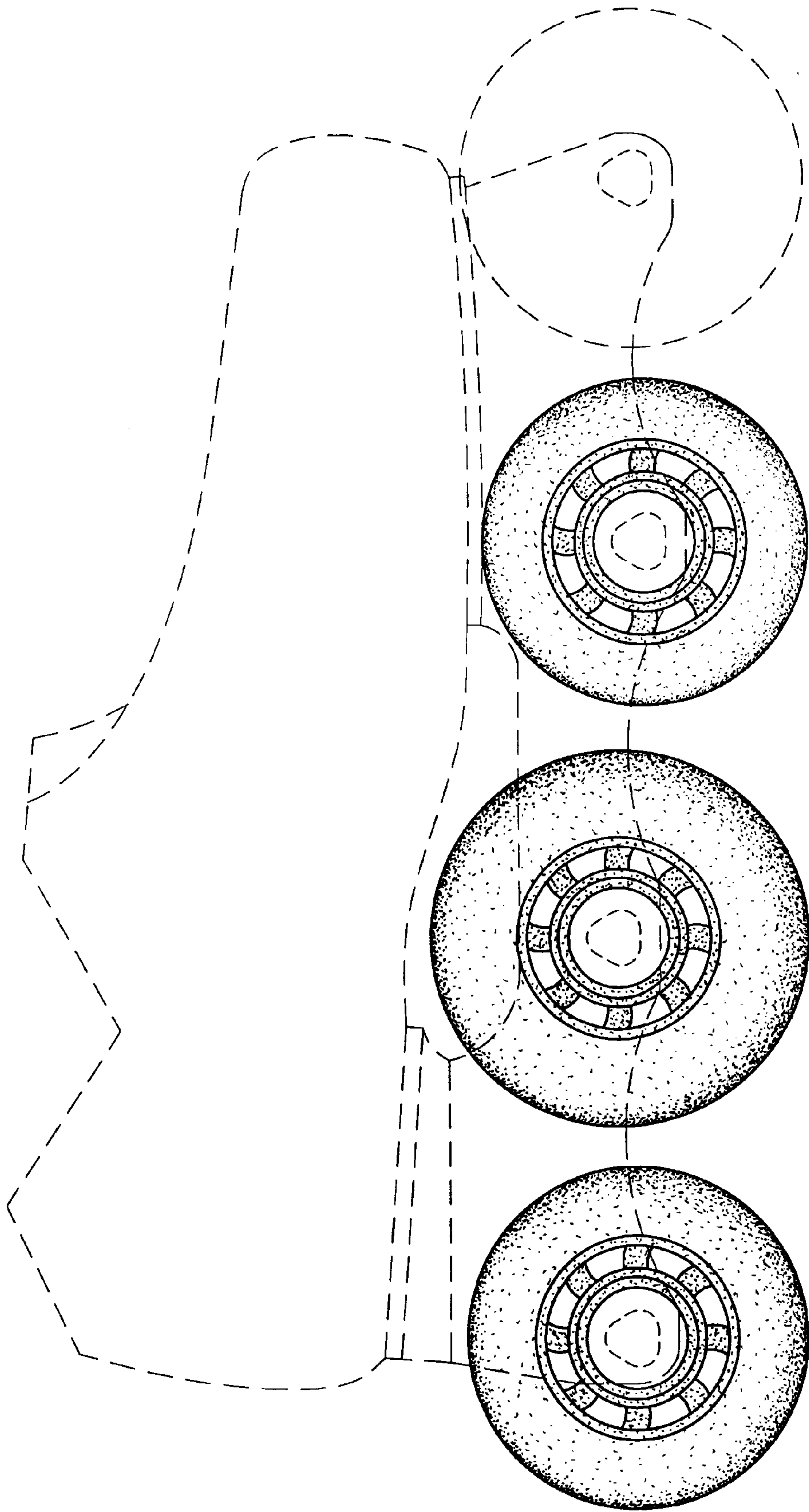


FIG. 2

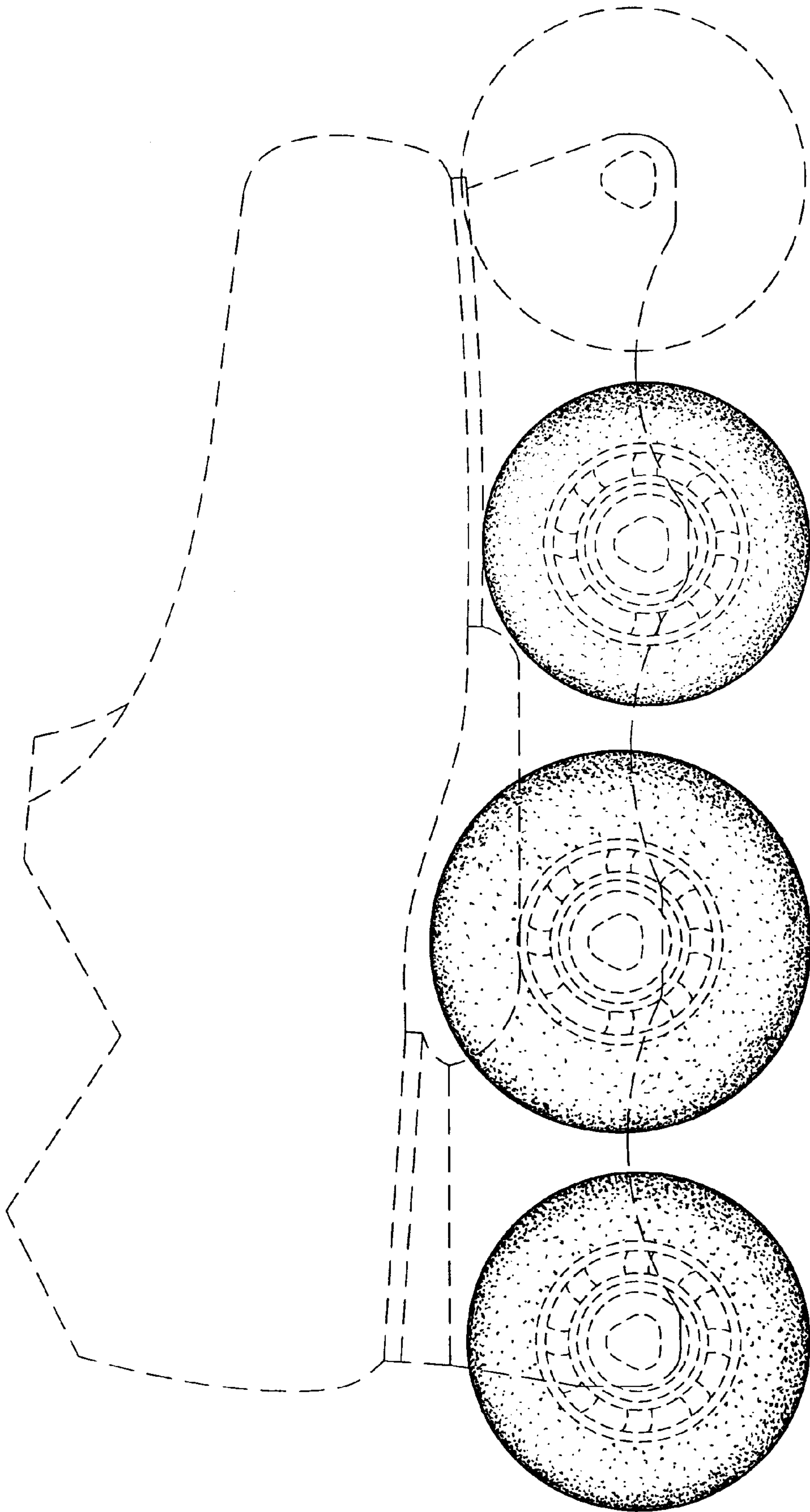


FIG. 3

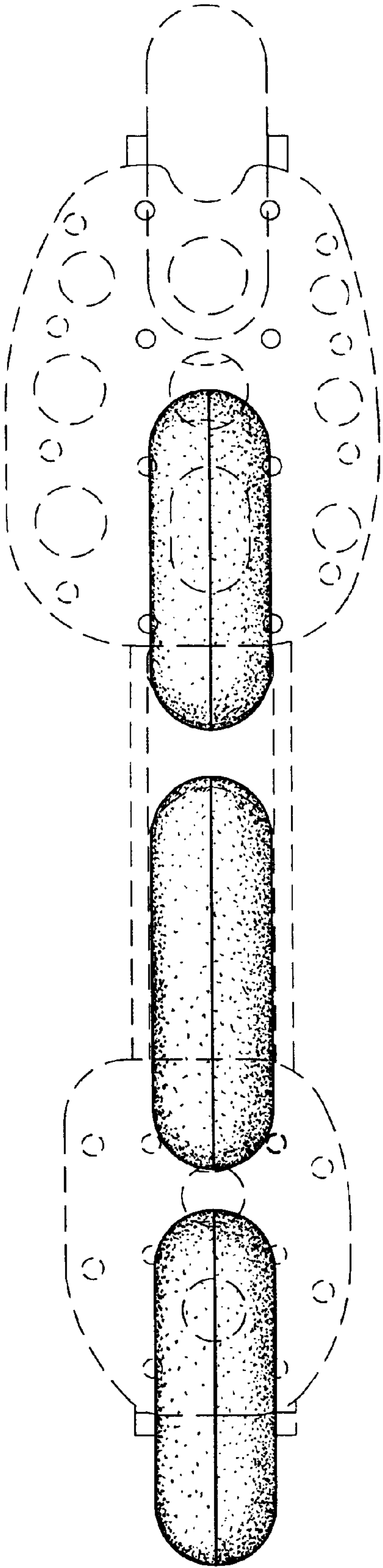


FIG. 4

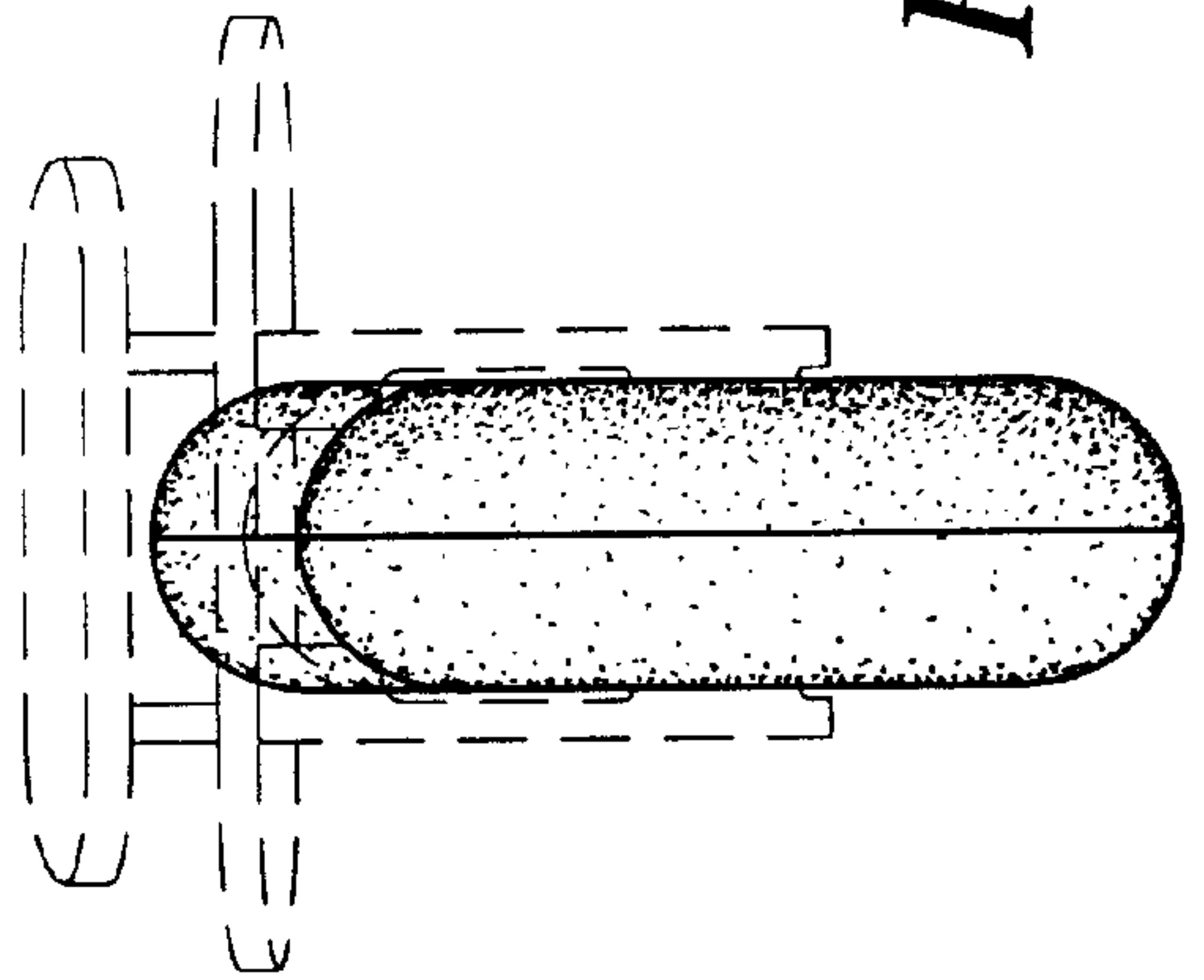


FIG. 5

UNITED STATES PATENT AND TRADEMARK OFFICE
CERTIFICATE OF CORRECTION

PATENT NO. : Des 417,900
DATED : December 21, 1999
INVENTOR(S) : Robins et al.

Page 1 of 4

It is certified that error appears in the above-identified patent and that said Letters Patent is hereby corrected as shown below:

In the Drawings,

Delete sheet 1 of 4

Delete sheet 2 of 4

"Sheet 3 of 4" should read -- Sheet 1 of 3 --

"Sheet 4 of 4" should read -- Sheet 2 of 3 --

"FIG. 3" should read -- Fig. 1 --

"FIG. 4" should read -- Fig. 2 --

"FIG. 5" should read -- Fig. 3 --

In the Drawings,

Add the following drawing sheet

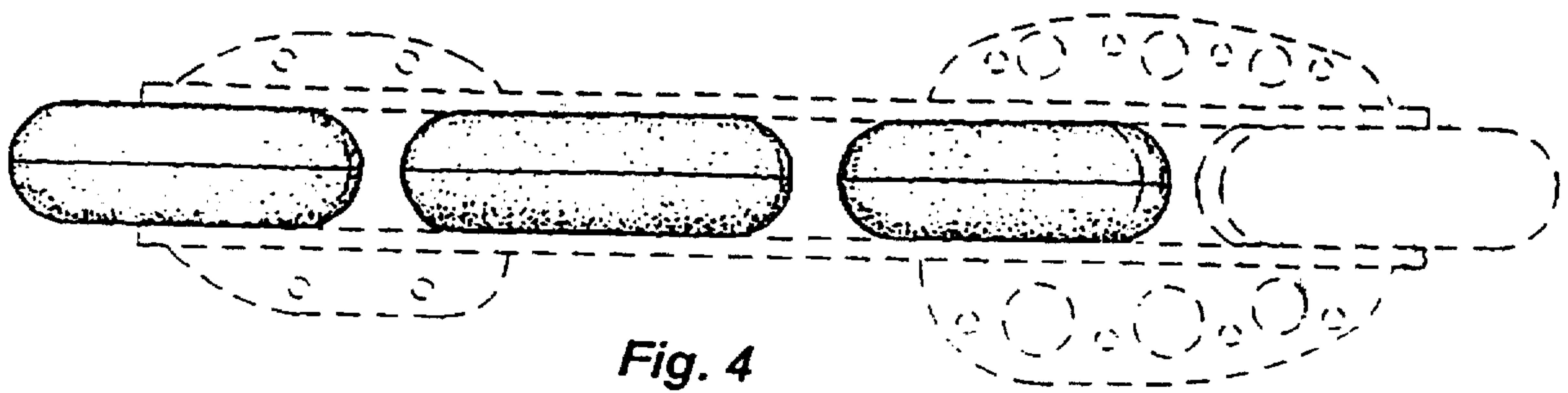


Fig. 4

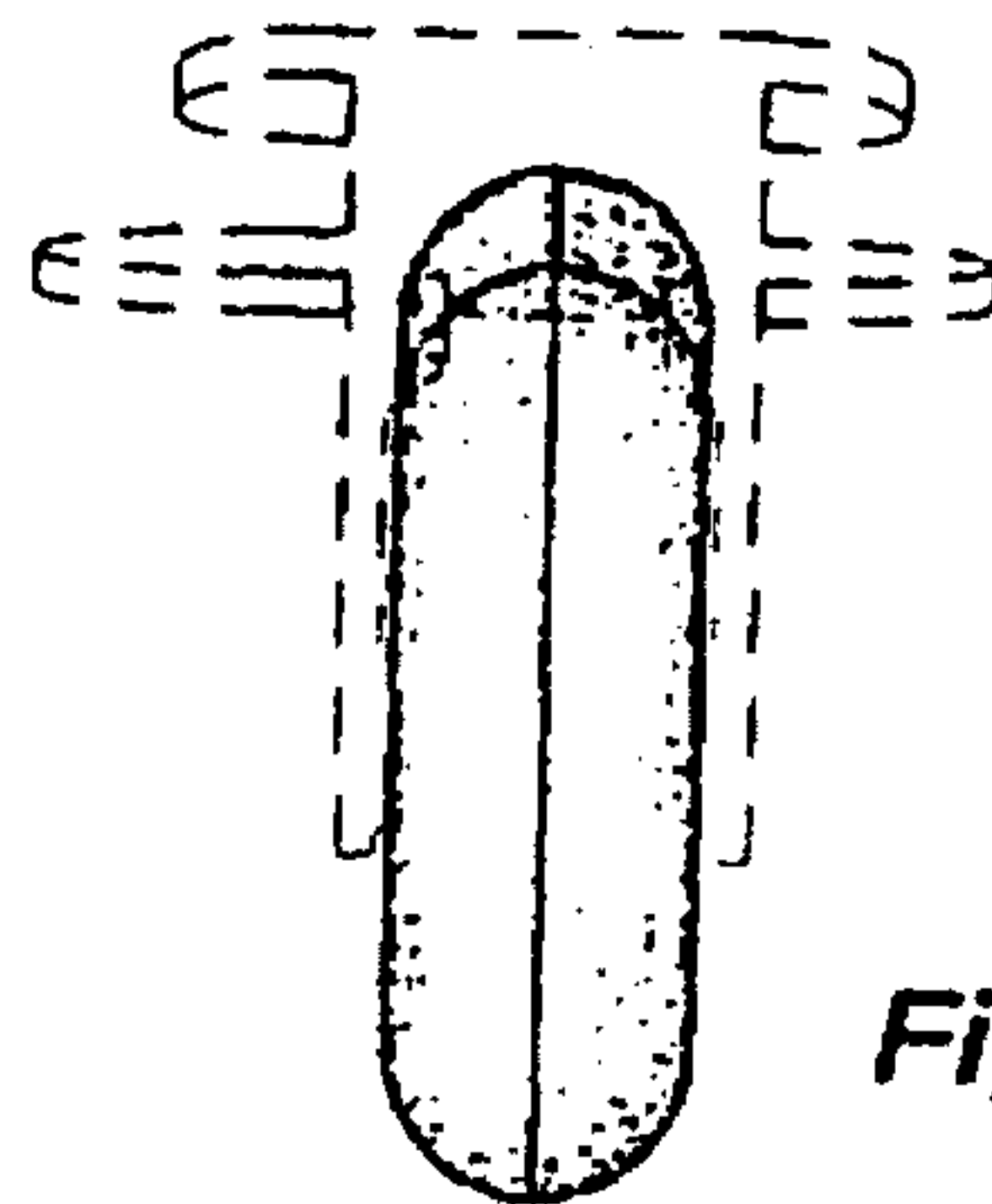


Fig. 5

UNITED STATES PATENT AND TRADEMARK OFFICE
CERTIFICATE OF CORRECTION

PATENT NO. : Des 417,900
DATED : December 21, 1999
INVENTOR(S) : Robins et al.

Page 3 of 4

It is certified that error appears in the above-identified patent and that said Letters Patent is hereby corrected as shown below:

Title page,

In the left column line 10, delete "Filed: Jul. 28, 1998" and replace with
-- Filed: Jul. 27, 1998 --

Delete the drawing and replace with the following drawing as shown on the attached page.

Signed and Sealed this

Twentieth Day of November, 2001

Attest:

Nicholas P. Godici

Attesting Officer

NICHOLAS P. GODICI
Acting Director of the United States Patent and Trademark Office

United States Patent [19]
Robins et al.

[11] Patent Number: **Des. 417,900**
 [45] Date of Patent: **** Dec. 21, 1999**

[54] **SET OF IN-LINE WHEELS**
 [75] Inventors: **Duncan G. Robins**, Woodland Hills;
Richard D. Grossman, Grenada Hills,
 both of Calif.
 [73] Assignee: **Jas D. Easton, Inc.**, Van Nuys, Calif.
 [**] Term: **14 Years**
 [21] Appl. No.: **29/091,349**
 [22] Filed: **Jul. 28, 1998**

D. 325,417	4/1992	McNamara et al.	D21/226
1,778,850	10/1930	Duisenberg	
2,570,349	10/1951	Kardhordo	280/11.22
5,207,454	5/1993	Blankenburg et al.	280/843
5,271,633	12/1993	Hill, Jr.	280/11.22
5,286,043	2/1994	Tkaczyk	280/11.22
5,385,356	1/1995	Conte	280/11.27
5,388,846	2/1995	Gierveld	280/11.22
5,413,362	5/1995	De Santis	280/11.2
5,492,345	2/1996	Kruczek	280/11.15
5,551,713	9/1996	Alexander	280/11.19

Primary Examiner—Sandra L. Morris
 Attorney, Agent, or Firm—Lyon & Lyon LLP

Related U.S. Application Data

[62] Division of application No. 29/076,950, Sep. 19, 1997, Pat. No. Des. 403,388.
 [51] LOC (6) CL **21-02**
 [52] U.S. Cl. **D21/779**
 [58] Field of Search **D21/224-227;**
 280/11.19, 11.2, 11.26-11.28, 809, 841,
 843; 301/5.3, 5.7

[57] **CLAIM**

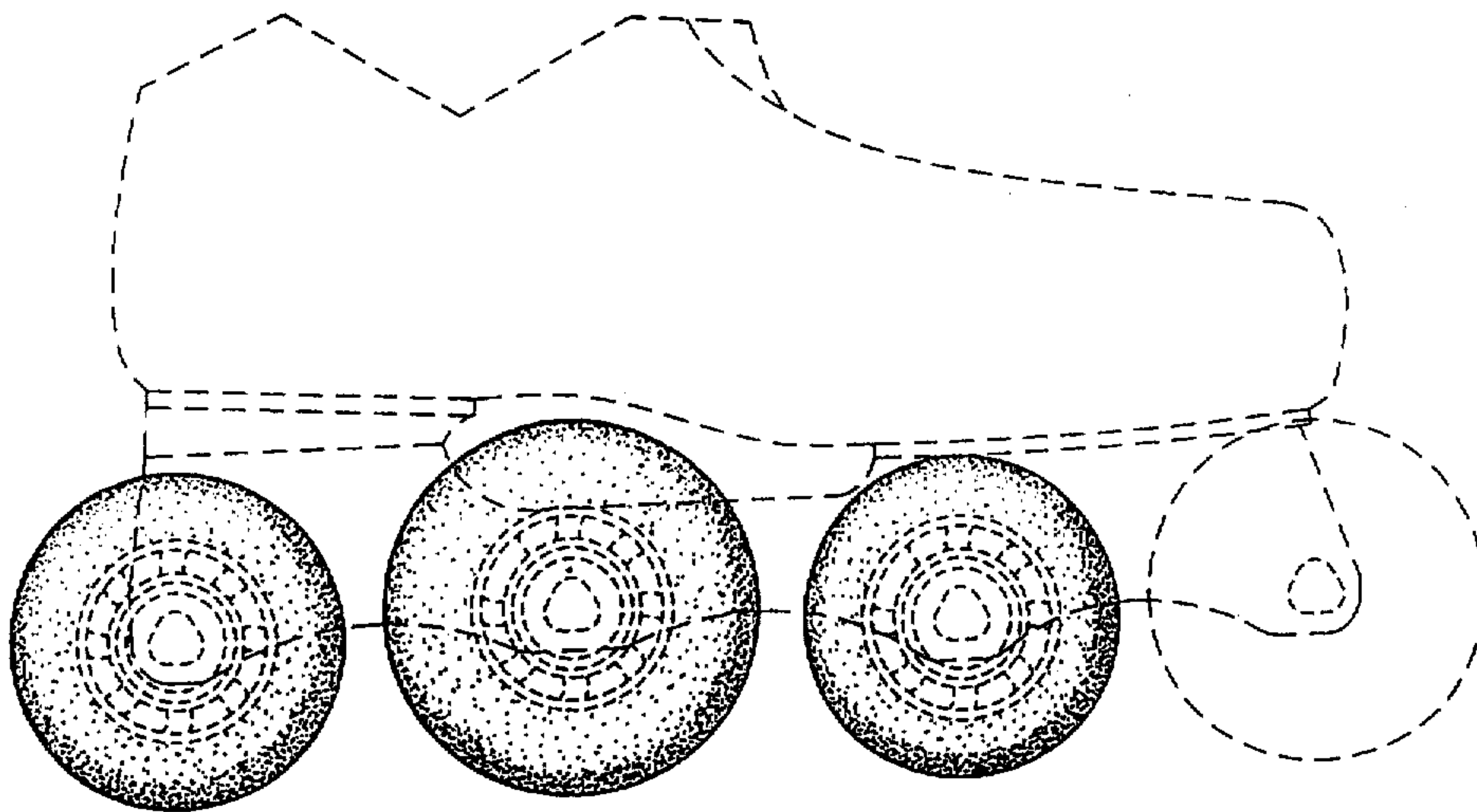
The ornamental design for a set of in-line wheels, as shown and described.

DESCRIPTION

FIG. 1 is a side elevational view of a set of in-line wheels, showing our new design;
 FIG. 2 is a top plan view of the embodiment thereof;
 FIG. 3 is a front elevational view thereof;
 FIG. 4 is a bottom plan view thereof; and
 FIG. 5 is a rear elevational view thereof.
 The broken line showing of the skate is for illustrative purposes only, and forms no part of the claimed design.

1 Claim, 4 Drawing Sheets

[56] **References Cited**
U.S. PATENT DOCUMENTS
 D. 321,393 11/1991 Olson et al. D21/226
 D. 324,713 3/1992 Rubin D21/226



UNITED STATES PATENT AND TRADEMARK OFFICE
CERTIFICATE OF CORRECTION

PATENT NO. : Des. 417,900
DATED : December 21, 1999
INVENTOR(S) : Robins et al.

Page 1 of 5

It is certified that error appears in the above-identified patent and that said Letters Patent is hereby corrected as shown below:

Title page,

Item [22], delete "Filed: **Jul. 28, 1998**" and replace with -- Filed: **Jul. 27, 1998** --

Drawings,


Delete the drawings and replace with the following drawings as shown on the attached pages.

This certificate supersedes Certificate of Correction issued November 20, 2001.

Signed and Sealed this

Twenty-second Day of October, 2002

Attest:

A handwritten signature in black ink, appearing to read "James E. Rogan", with a horizontal line underneath.

Attesting Officer

JAMES E. ROGAN
Director of the United States Patent and Trademark Office

United States Patent [19]
Robins et al.

[11] **Patent Number: Des. 417,900**
 [45] **Date of Patent: ** Dec. 21, 1999**

[54] **SET OF IN-LINE WHEELS**
 [75] Inventors: **Duncan G. Robins**, Woodland Hills;
 Richard D. Grossman, Grenada Hills,
 both of Calif.
 [73] Assignee: **Jas D. Easton, Inc.**, Van Nuys, Calif.
 [**] Term: **14 Years**
 [21] Appl. No.: **29/091,349**
 [22] Filed: **Jul. 28, 1998**

D. 325,417	4/1992	McNamara et al	D21/226
1,778,850	10/1930	Duisenberg	
2,570,349	10/1951	Kardhordo	280/11.22
5,207,454	5/1993	Blankenburg et al	280/843
5,271,633	12/1993	Hill, Jr	280/11.22
5,286,043	2/1994	Tkaczyk	280/11.22
5,385,356	1/1995	Conte	280/11.27
5,388,846	2/1995	Gierveld	280/11.22
5,413,362	5/1995	De Santis	280/11.2
5,492,345	2/1996	Kruczek	280/11.15
5,551,713	9/1996	Alexander	280/11.19

Primary Examiner—Sandra L. Morris
Attorney, Agent, or Firm—Lyon & Lyon LLP

Related U.S. Application Data

[62] Division of application No. 29/076,950, Sep. 19, 1997, Pat. No. Des. 403,388.
 [51] **LOC (6) Cl.** **21-02**
 [52] **U.S. Cl.** **D21/779**
 [58] **Field of Search** **D21/224-227;**
 280/11.19, 11.2, 11.26-11.28, 809, 841,
 843; 301/5.3, 5.7

[57] **CLAIM**

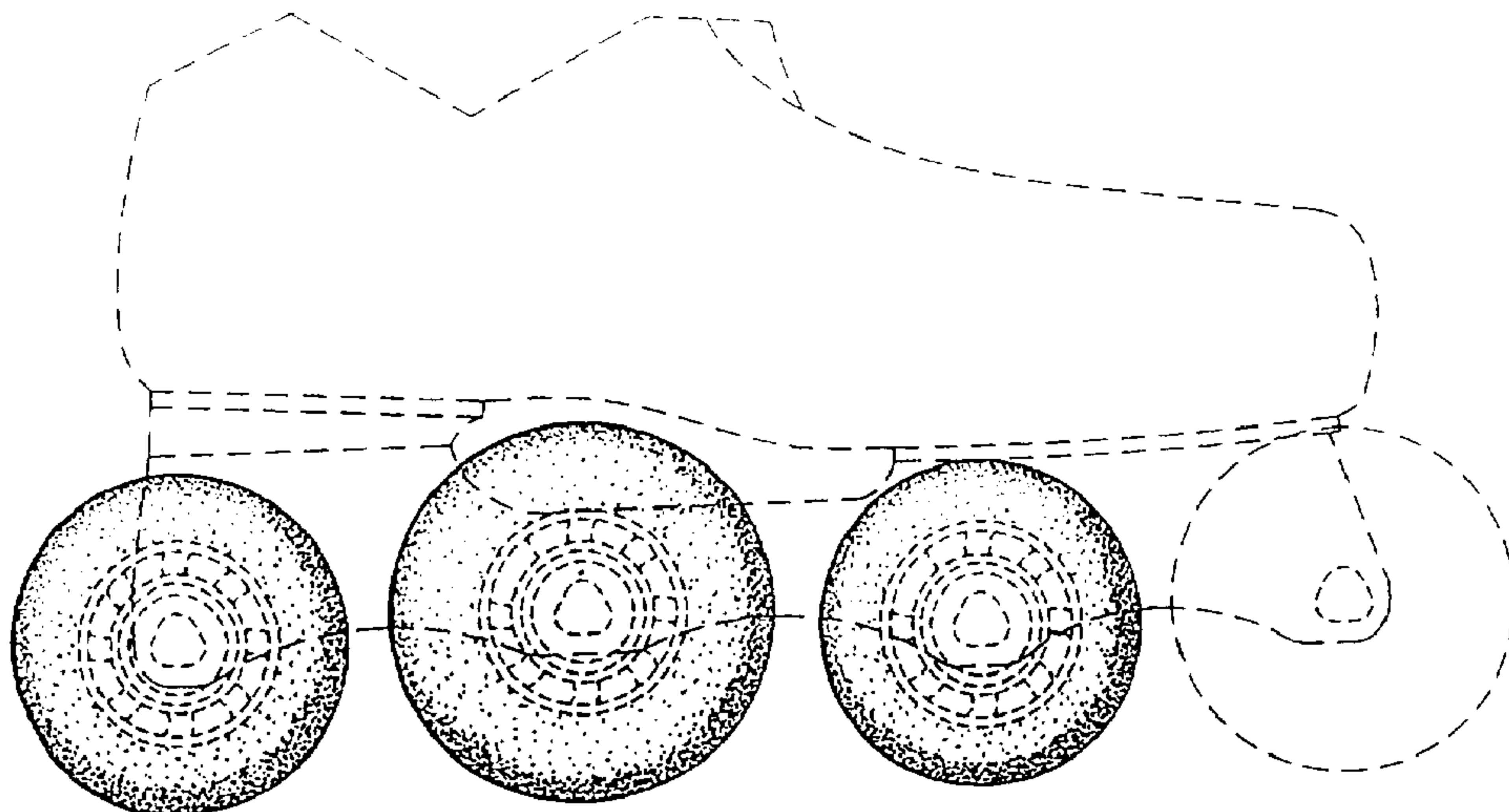
The ornamental design for a set of in-line wheels, as shown and described.

DESCRIPTION

FIG. 1 is a side elevational view of a set of in-line wheels, showing our new design;
 FIG. 2 is a top plan view of the embodiment thereof;
 FIG. 3 is a front elevational view thereof;
 FIG. 4 is a bottom plan view thereof; and,
 FIG. 5 is a rear elevational view thereof.
 The broken line showing of the skate is for illustrative purposes only, and forms no part of the claimed design.

[56] **References Cited**
U.S. PATENT DOCUMENTS
 D. 321,393 11/1991 Olson et al. D21/226
 D. 324,713 3/1992 Rubin D21/226

1 Claim, 4 Drawing Sheets



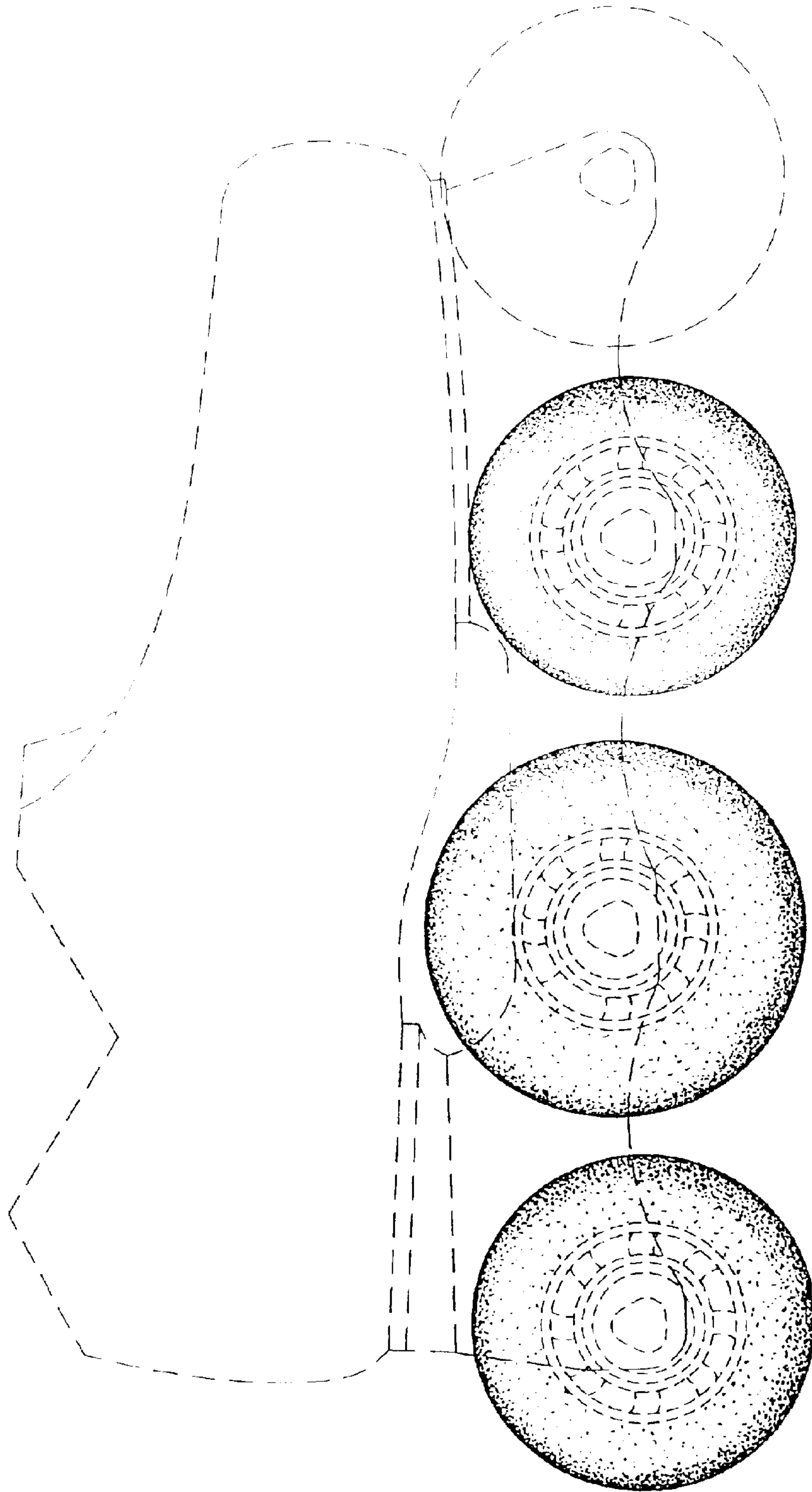


Fig. 1

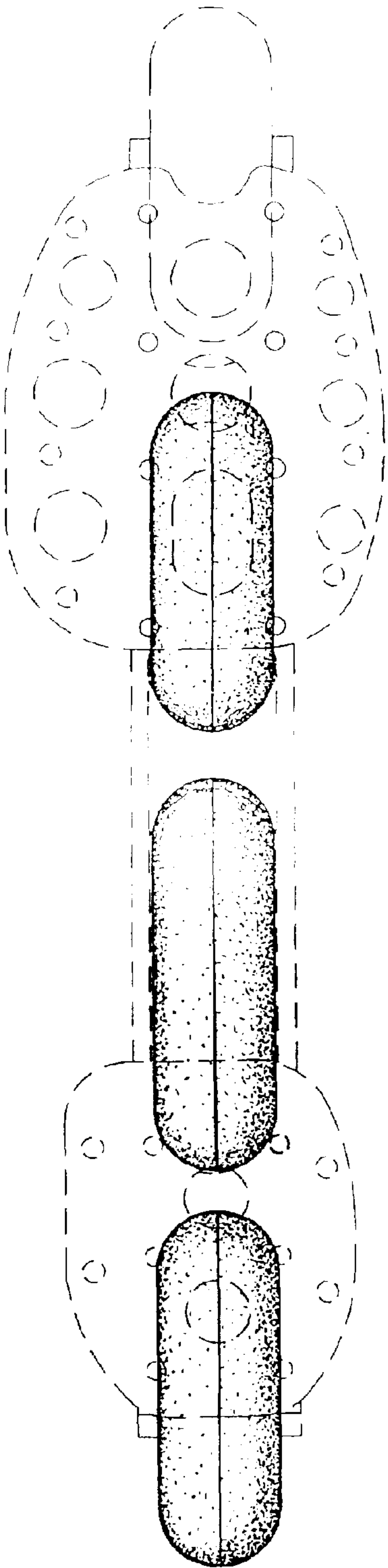


Fig. 2

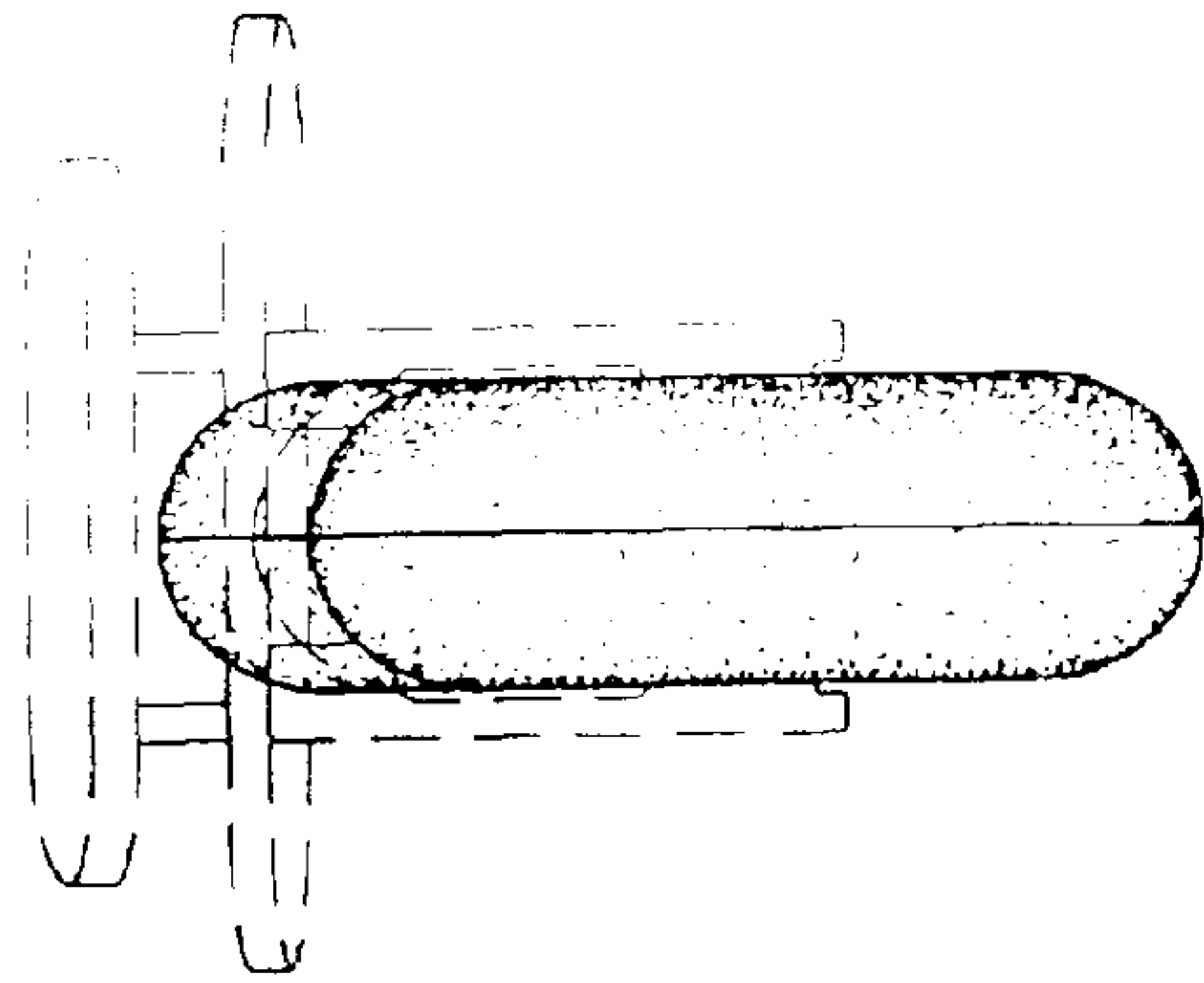


Fig. 3

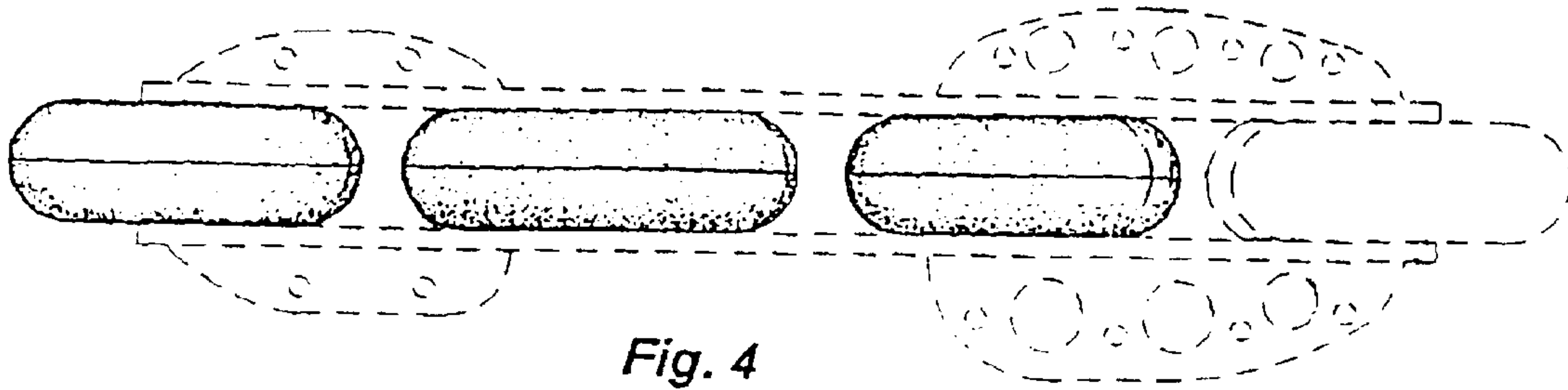


Fig. 4

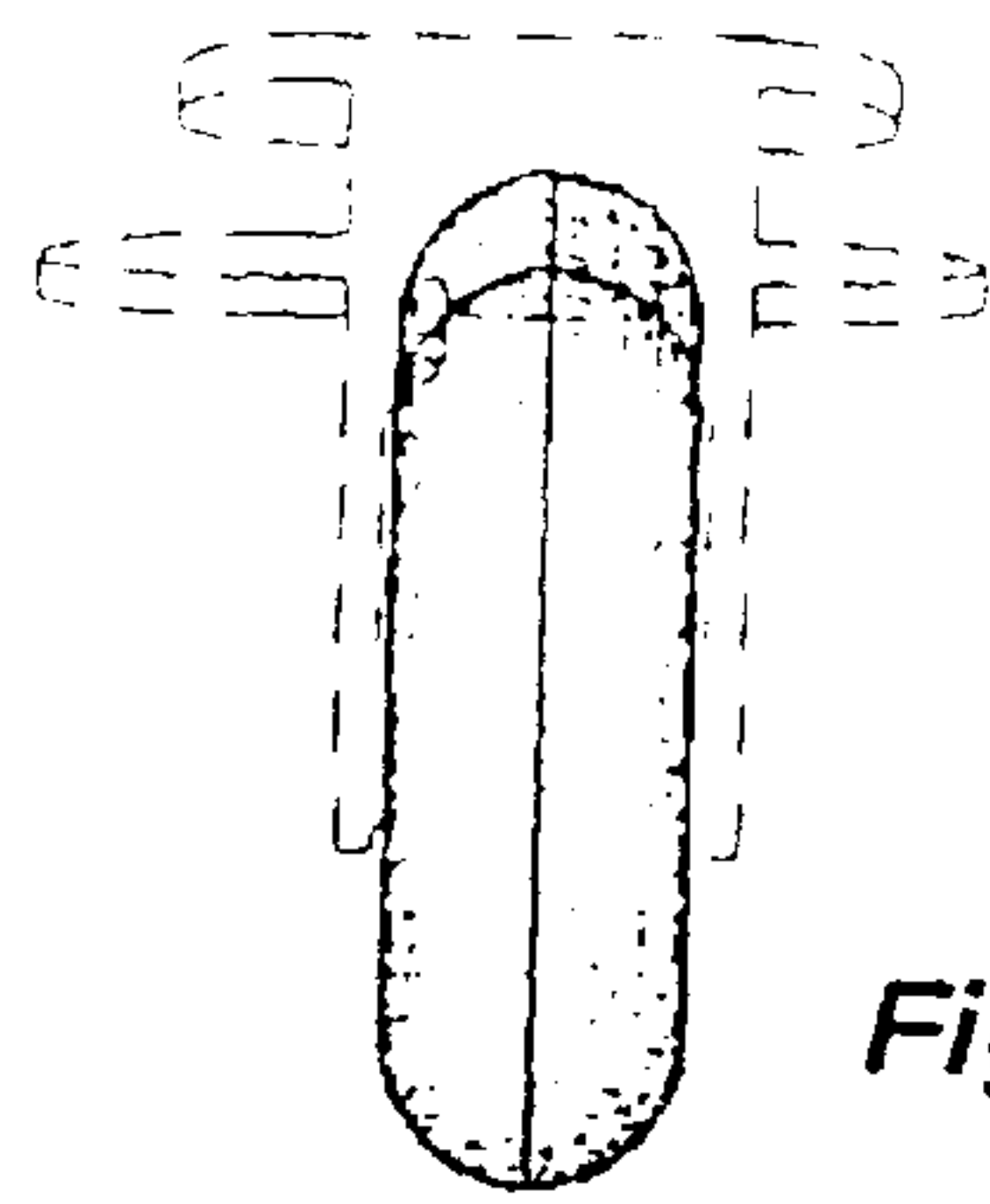


Fig. 5