



US00D417899S

# United States Patent [19] Sloan

[11] **Patent Number: Des. 417,899**

[45] **Date of Patent: \*\* Dec. 21, 1999**

[54] **GOLF CLUB COVER KIT**

[76] Inventor: **Karen Marie Sloan**, 7355 SW.  
Beveland, Tigard, Oreg. 97223

[\*\*] Term: **14 Years**

[21] Appl. No.: **29/092,139**

[22] Filed: **Aug. 13, 1998**

[51] **LOC (6) Cl. .... 21-02**

[52] **U.S. Cl. .... D21/754; D21/623; D21/634**

[58] **Field of Search .... D21/754, 634,  
D21/623; 150/160**

[56] **References Cited**

**U.S. PATENT DOCUMENTS**

D. 287,392	12/1986	Brittner et al. ....	D21/754
D. 297,448	8/1988	Thawley et al. ....	D21/754
D. 403,727	1/1999	Colinelli ....	D21/754
4,296,787	10/1981	Barton ....	150/160

*Primary Examiner*—Ted Shooman  
*Assistant Examiner*—Mitchell I. Sigel

[57] **CLAIM**

The ornamental design for a golf club cover kit, as shown.

**DESCRIPTION**

FIG. 1 is a front elevational view of the golf club cover kit of the present invention;

FIG. 2 is a back elevational view of the golf club cover kit of FIG. 1;

FIG. 3 is a left side elevational view of the golf club cover kit of FIG. 1;

FIG. 4 is a right side elevational view of the golf club cover kit of FIG. 1;

FIG. 5 is a top plan view of the golf club cover kit of FIG. 1; and,

FIG. 6 is a bottom plan view of the golf club cover kit of FIG. 1.

**1 Claim, 3 Drawing Sheets**


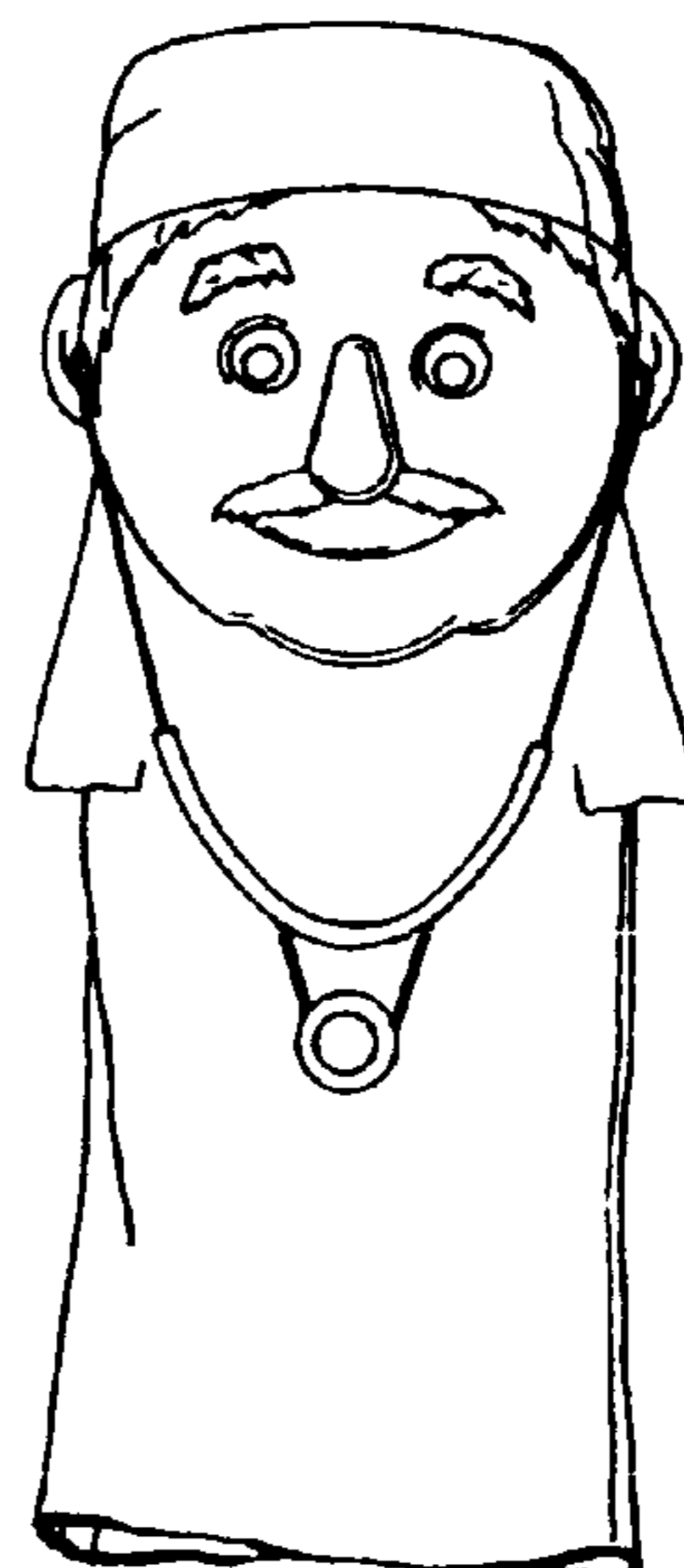




FIG. 1


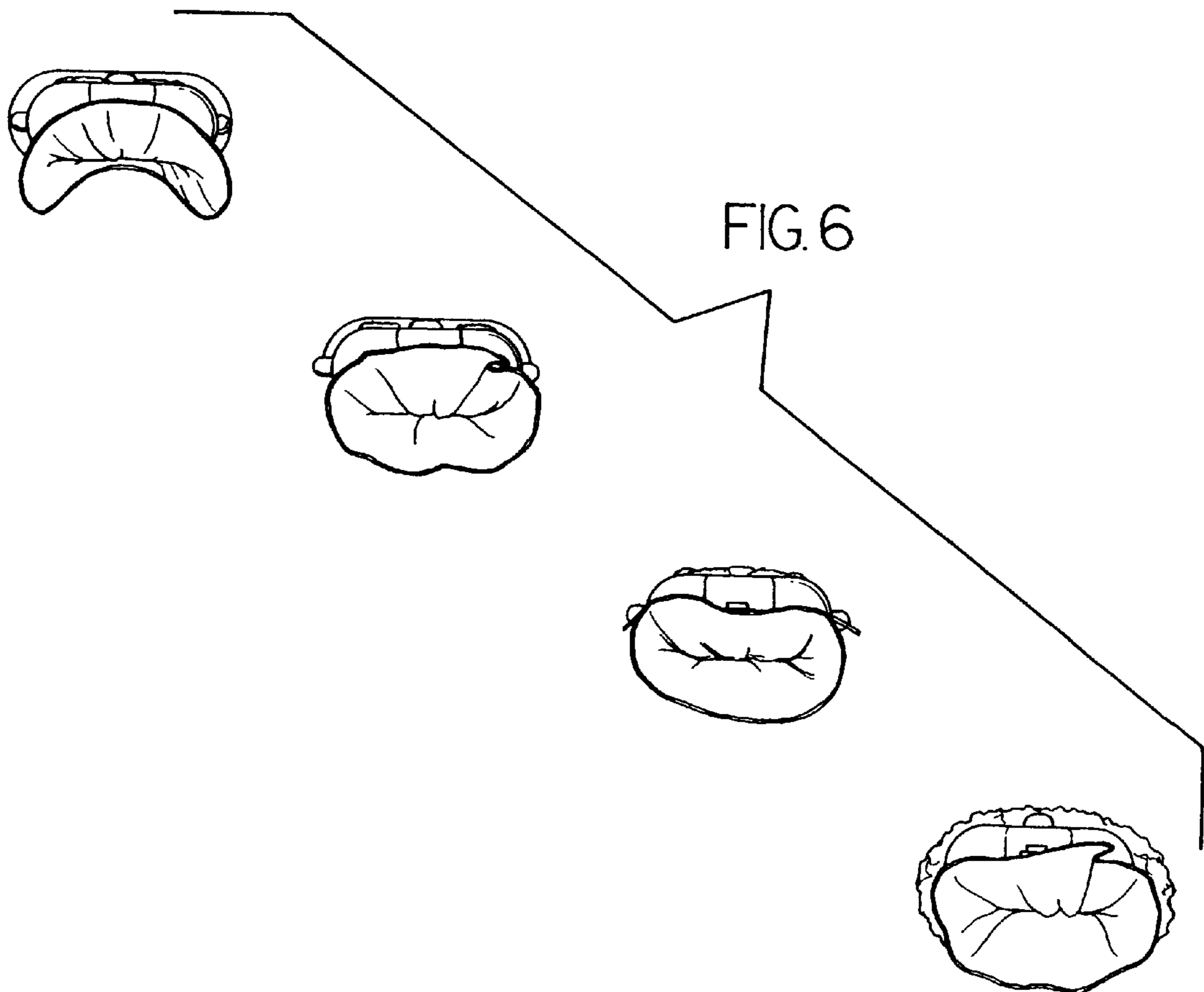


FIG. 6




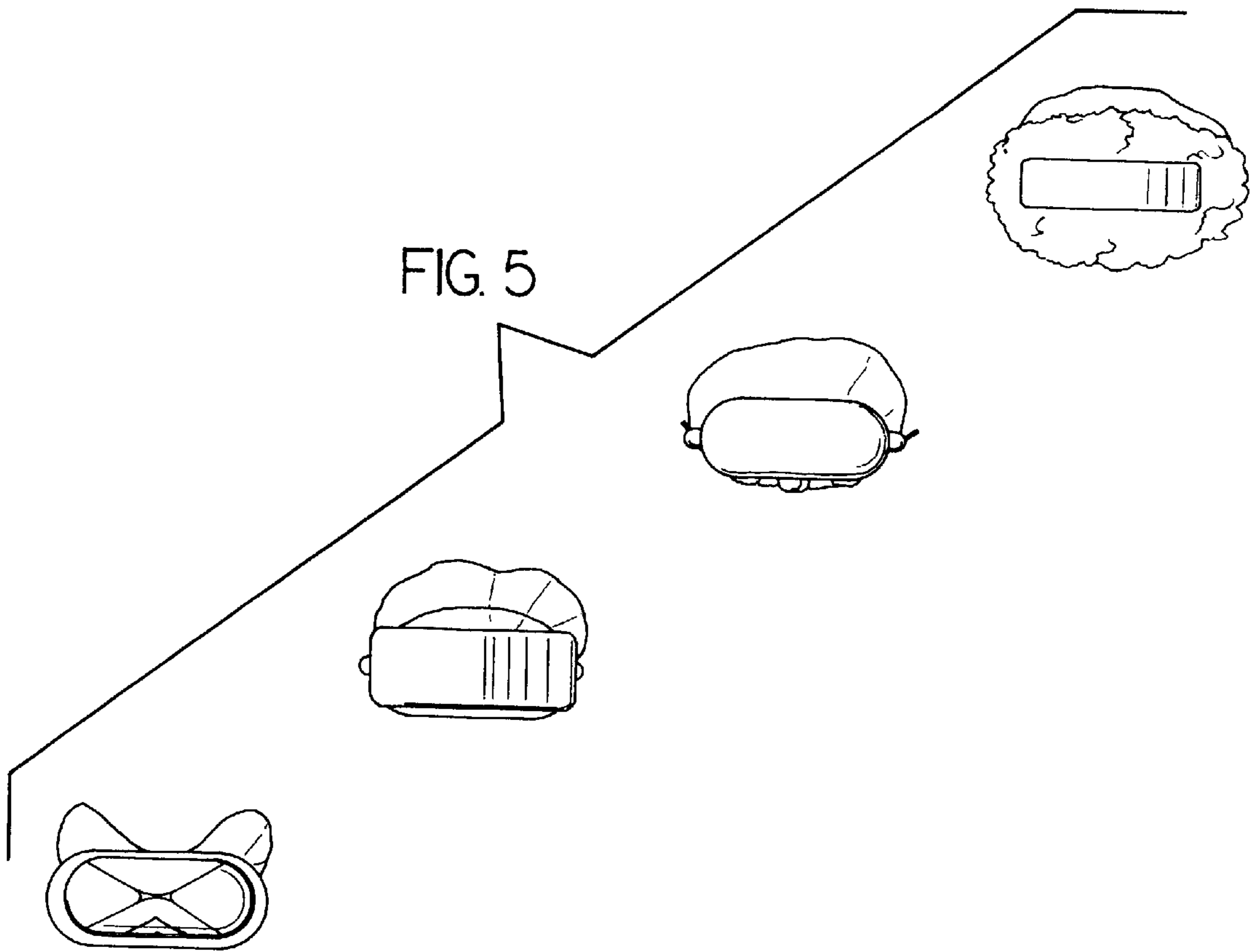


FIG. 4




FIG. 3

