



US00D417895S

# United States Patent [19]

Kim et al.

[11] Patent Number: Des. 417,895

[45] Date of Patent: \*\* Dec. 21, 1999

[54] GOLF CLUB GRIP

[76] Inventors: **Jae Kim; David Kim**, both of 29158 Oceanridge Dr., Rancho Palos Verdes, Calif. 91403

[\*\*] Term: 14 Years

[21] Appl. No.: 29/066,533

[22] Filed: Mar. 3, 1997

[51] LOC (6) Cl. .... 21-02

[52] U.S. Cl. .... D21/222

[58] Field of Search ..... D21/222; 473/300-303

### [56] References Cited

#### U.S. PATENT DOCUMENTS

- D. 128,266 7/1941 Smith ..... D21/222
- D. 314,600 2/1991 Tosti ..... D21/222
- 4,179,125 12/1979 Cone et al. .... D1/222 X

Primary Examiner—Raphael Barkai  
Assistant Examiner—Mitchell I. Siegel

Attorney, Agent, or Firm—Roger A. Marrs

### [57] CLAIM

The ornamental design for a golf club grip, as shown and described.

### DESCRIPTION

FIG. 1 is a front elevational view showing our new design for a golf club grip;  
 FIG. 2 is a rear elevational view thereof;  
 FIG. 3 is a right side elevational view with the opposite side being a mirror image thereof;  
 FIG. 4 is a top plan view thereof;  
 FIG. 5 is a transverse cross-sectional view thereof as taken in the direction of arrows 5—5 of FIG. 3;  
 FIG. 6 is a front elevational view of a second embodiment of the golf club grip as disclosed in FIG. 1, all other undisclosed surfaces are identical to those disclosed in FIGS. 1-5; and,  
 FIG. 7 is a transverse cross-sectional view as taken along lines 7—7 of FIG. 6.

1 Claim, 1 Drawing Sheet

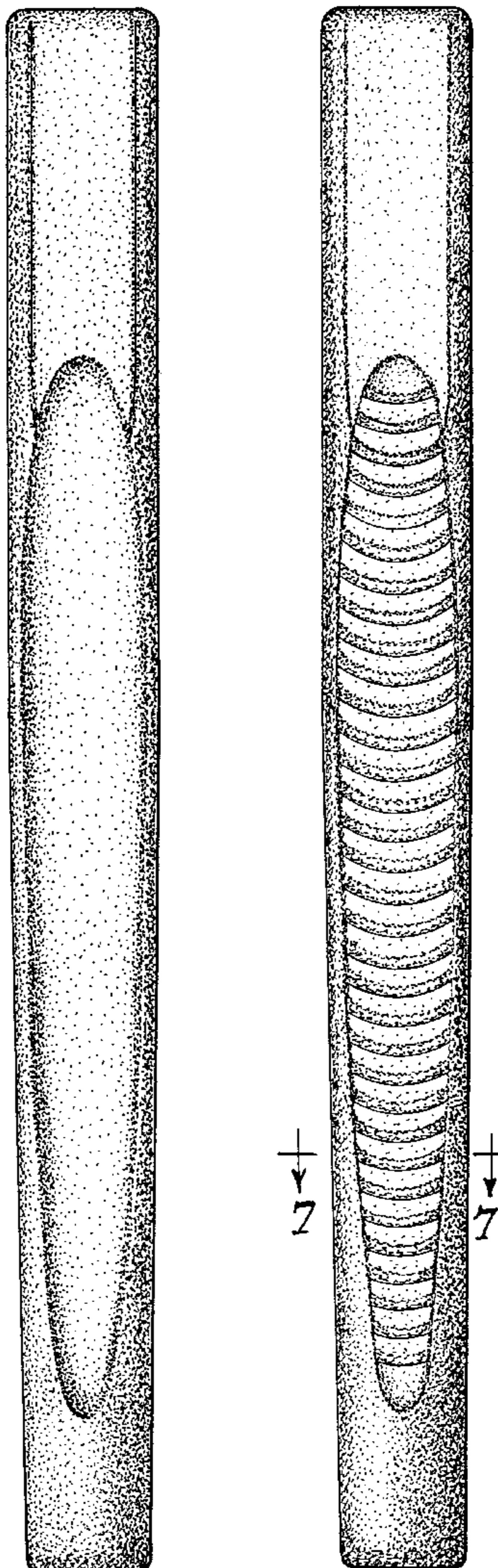


FIG. 1

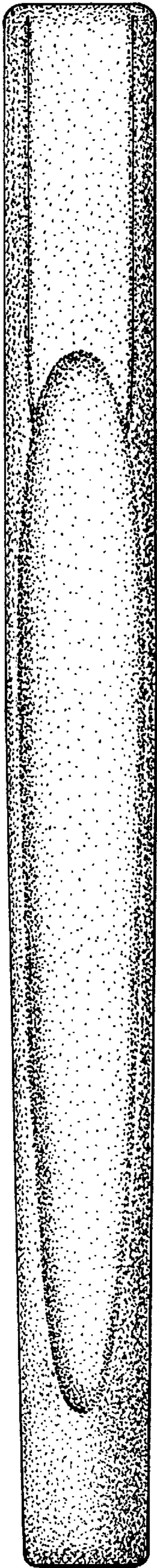


FIG. 2




FIG. 3




FIG. 6

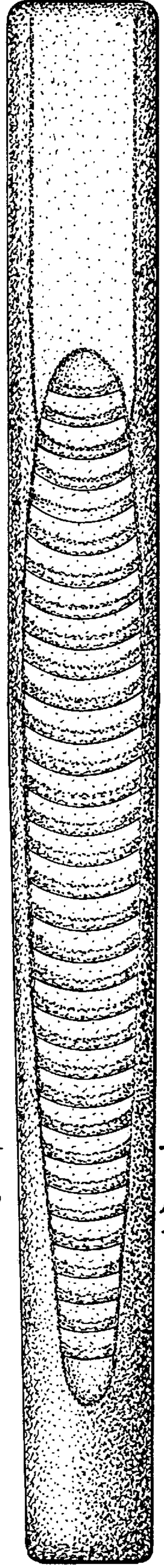



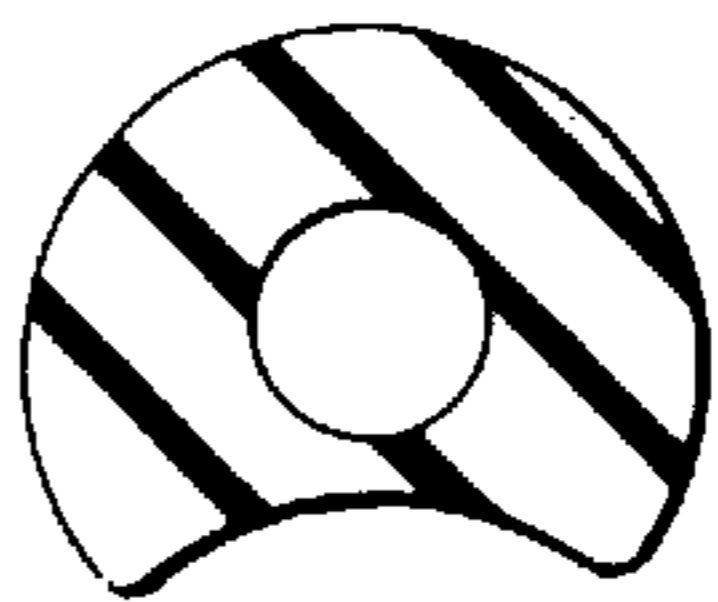
FIG. 4



5  
↓

5  
↓

FIG. 5



7  
↓

7  
↓

FIG. 7

