



US00D417891S

United States Patent [19] Izushima

[11] **Patent Number: Des. 417,891**

[45] **Date of Patent: ** Dec. 21, 1999**

[54] **WRITING INSTRUMENT**

[75] Inventor: **Hikomichi Izushima**, Kawagoe, Japan

[73] Assignee: **Kotobuki & Co., Ltd.**, Kyoto, Japan

[**] Term: **14 Years**

[21] Appl. No.: **29/091,427**

[22] Filed: **Jul. 29, 1998**

[30] **Foreign Application Priority Data**

Jan. 29, 1998 [JP] Japan 10-2397

[51] **LOC (6) Cl.** **19-06**

[52] **U.S. Cl.** **D19/48; D19/49; D19/51; D19/53; D19/55; D19/56**

[58] **Field of Search** D19/35, 36, 41-51, D19/53-58, 81-85, 99, 100; 401/6, 7, 88, 99, 100, 52, 195, 209, 103, 104, 110, 116, 186

[56] **References Cited**

U.S. PATENT DOCUMENTS

- D. 108,653 3/1938 Ungar D19/55
- D. 206,636 1/1967 Zierhut et al. D19/51
- D. 355,673 2/1995 Takahashi D19/48
- D. 368,738 4/1996 Osada et al. D19/49 X
- D. 377,195 1/1997 Takahashi D19/56 X

- D. 394,455 5/1998 Izushima D19/48
- D. 395,447 6/1998 Izushima D19/49
- D. 397,150 8/1998 Izushima D19/55 X
- 2,972,766 2/1961 Pauli, Jr. 401/186

Primary Examiner—Martie K. Holtje
Attorney, Agent, or Firm—McGinn & Gibb, P.C.

[57] **CLAIM**

The ornamental design for a writing instrument, as shown and described.

DESCRIPTION

FIG. 1 is a front elevational view of a writing instrument according to the present invention;
 FIG. 2 is a right side elevational view of the writing instrument of FIG. 1, the left side being a mirror image of the right side;
 FIG. 3 is a rear elevational view of the writing instrument of FIG. 1;
 FIG. 4 is a top plan view of the writing instrument of FIG. 1;
 FIG. 5 is a bottom plan view of the writing instrument of FIG. 1; and,
 FIG. 6 is a front perspective view of the writing instrument of FIG. 1, with the writing tip of the writing instrument being projected outward and with the eraser member being extended.

1 Claim, 2 Drawing Sheets

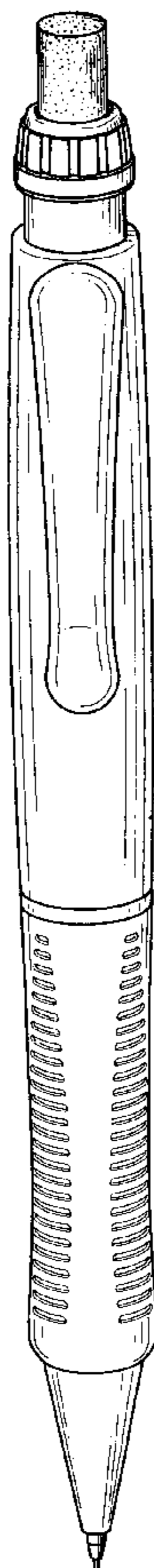


FIG. 4

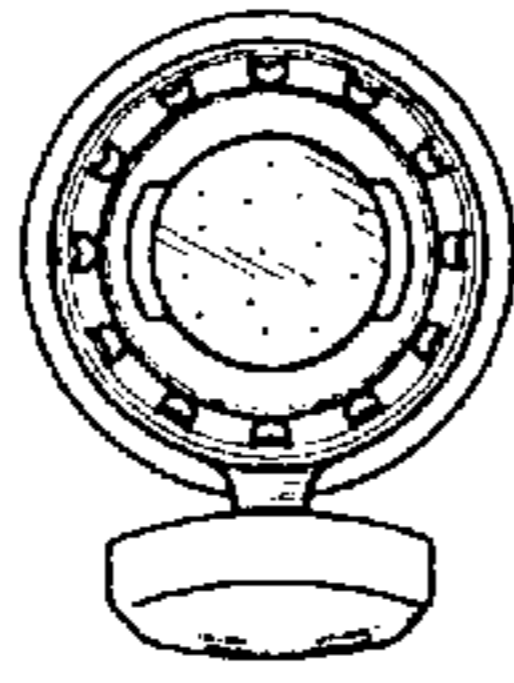


FIG. 5

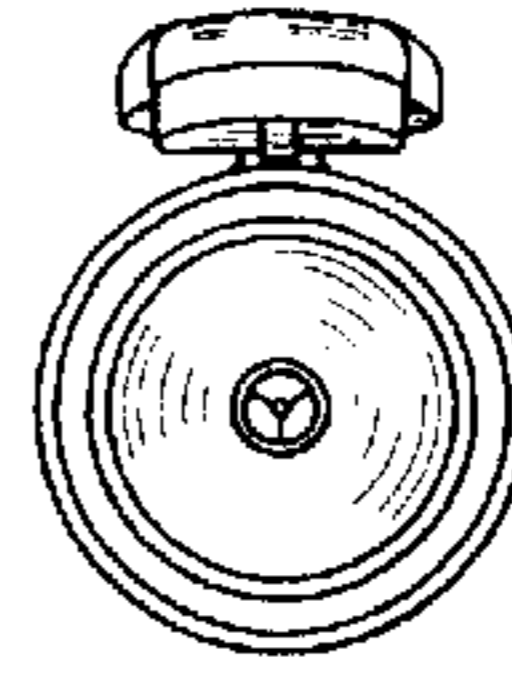


FIG. 2

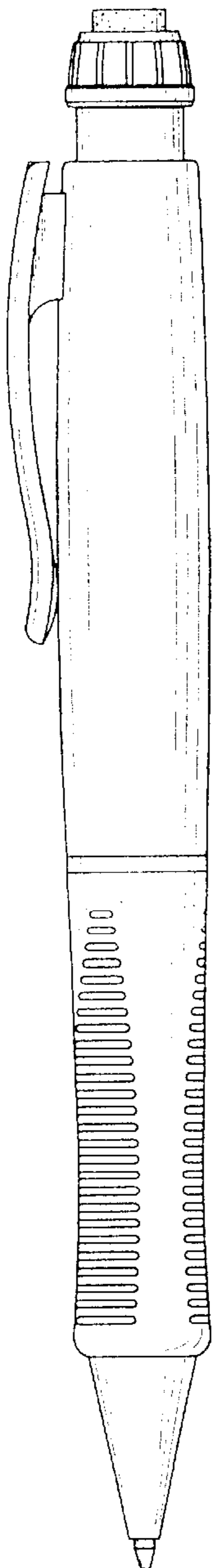


FIG. 1




FIG. 3




FIG. 6

