



US00D417888S

# United States Patent [19] Anderson

[11] Patent Number: Des. 417,888

[45] Date of Patent: \*\* Dec. 21, 1999

[54] CHECK BOOK

[76] Inventor: David F. Anderson, P.O. Box 239,  
Nevada, Iowa 50201

[\*\*] Term: 14 Years

[21] Appl. No.: 29/086,477

[22] Filed: Apr. 14, 1998

[51] LOC (6) Cl. .... 19-08

[52] U.S. Cl. .... D19/11; D19/26

[58] Field of Search ..... D19/1, 2, 5, 9,  
D19/10, 11, 12, 26; D20/11; 40/1, 299.01;  
281/38; 283/57, 58, 59, 81, 117

[56] **References Cited**

U.S. PATENT DOCUMENTS

D. 365,598	12/1995	Kunkler .	
D. 384,099	9/1997	Kunkler .	
D. 386,784	11/1997	Kunkler .....	D19/11
1,409,706	3/1922	Goosman .....	283/58
1,465,531	8/1923	Smith et al. ....	283/58
1,587,242	6/1926	Rumely .....	283/58
4,582,345	4/1986	Kehoe .....	283/58
4,864,111	9/1989	Cabili .....	283/58
4,958,066	9/1990	Hedgcoth .....	283/58

Primary Examiner—Doris V. Coles  
Assistant Examiner—Mimosa De  
Attorney, Agent, or Firm—Porter, Wright, Morris & Arthur  
LLP

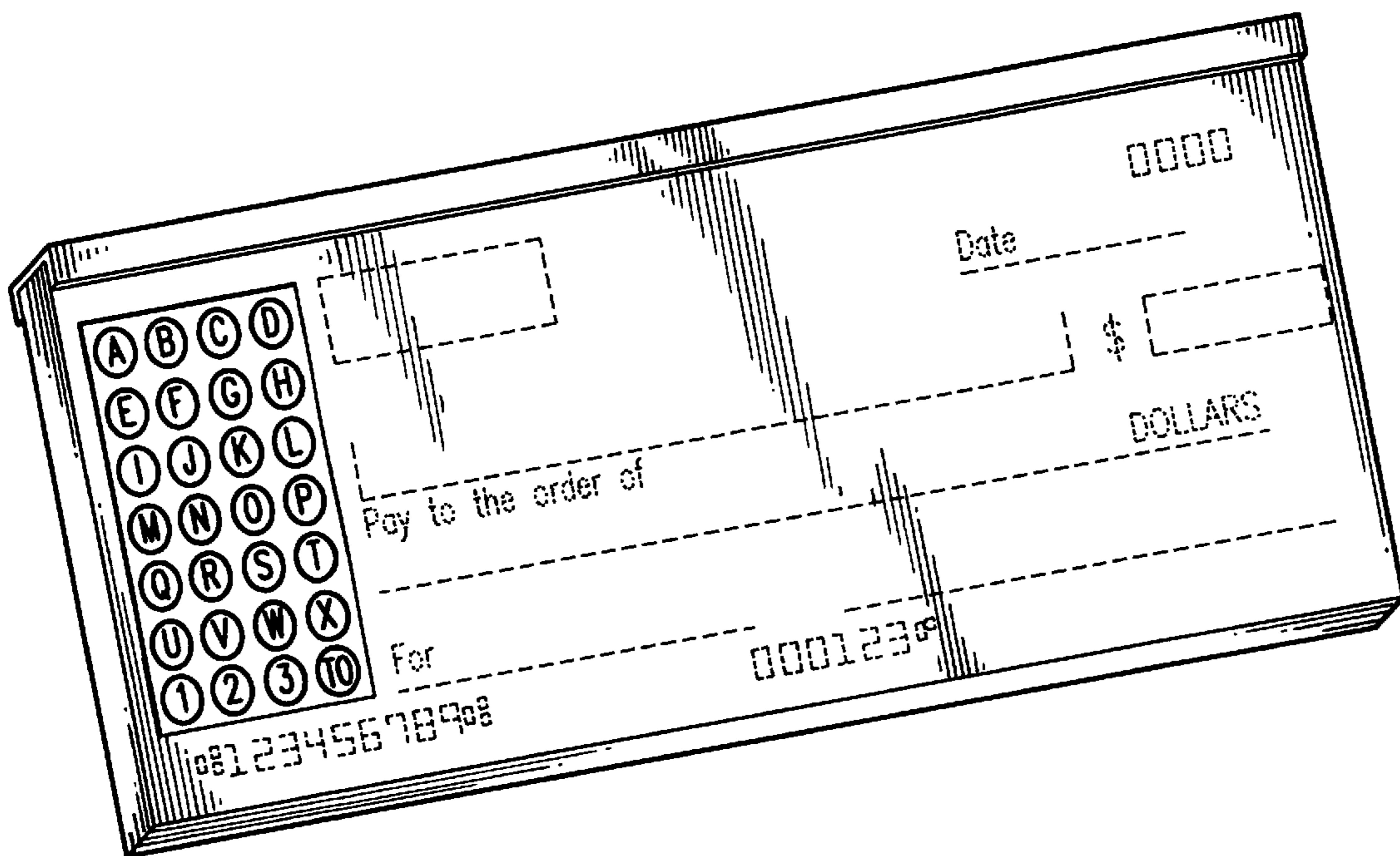
[57] **CLAIM**

The ornamental design for a check book, as shown and described.

**DESCRIPTION**

FIG. 1 is a front perspective view of a check book showing my new design;  
FIG. 2 is a top plan view thereof;  
FIG. 3 is a right side view thereof, it being understood that the left side is a mirror image;  
FIG. 4 is a bottom plan view thereof;  
FIG. 5 is a front view thereof;  
FIG. 6 is a rear view thereof;  
FIG. 7 is a front view of a single check thereof shown separately, it being understood the rear is flat;  
FIG. 8 is the right side view of the check of FIG. 7, the left side being a mirror image; and,  
FIG. 9 is a top plan view of the check of FIG. 7, the bottom being a mirror image.

1 Claim, 4 Drawing Sheets



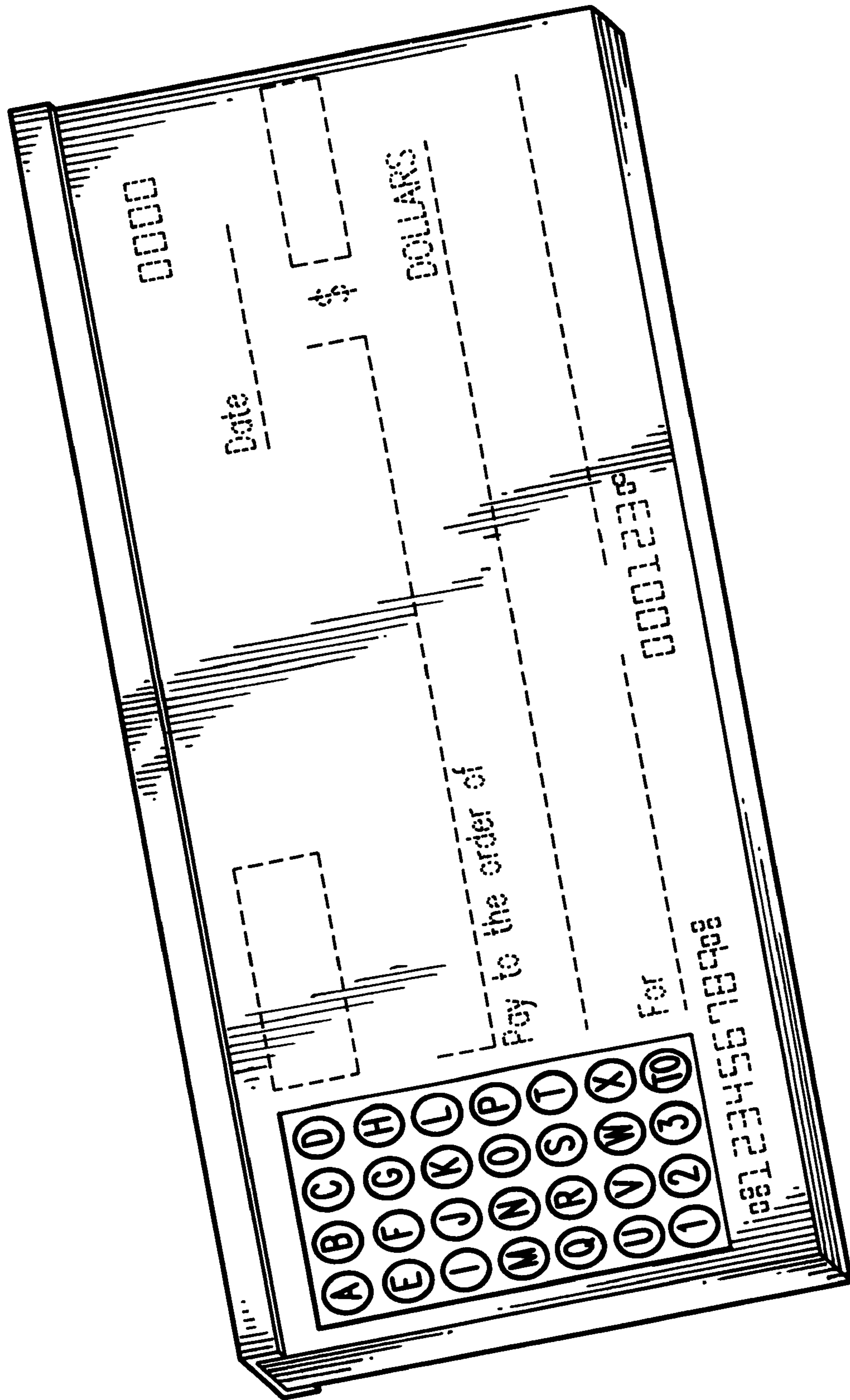


FIG. 1



FIG. 2



FIG. 3




FIG. 4

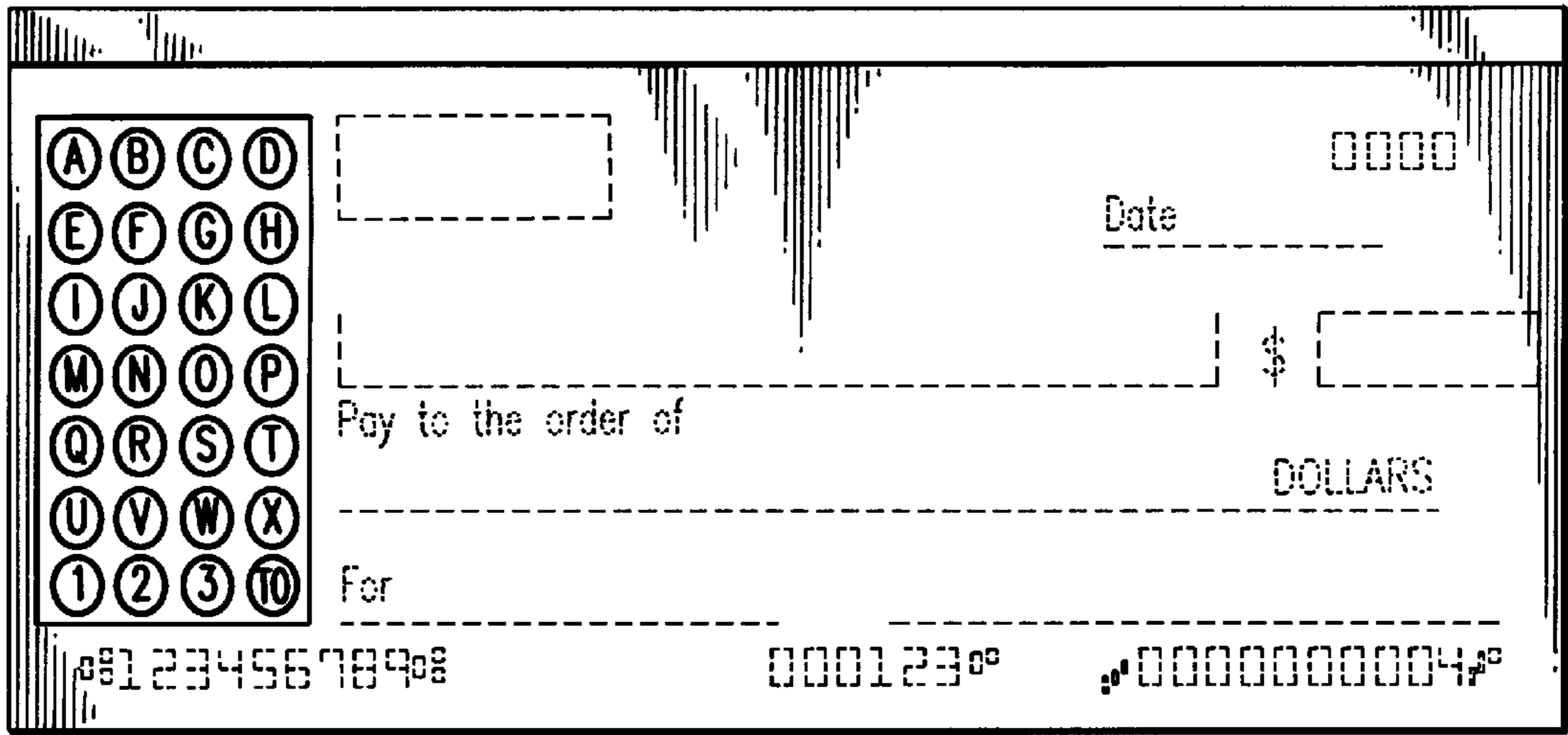


FIG. 5

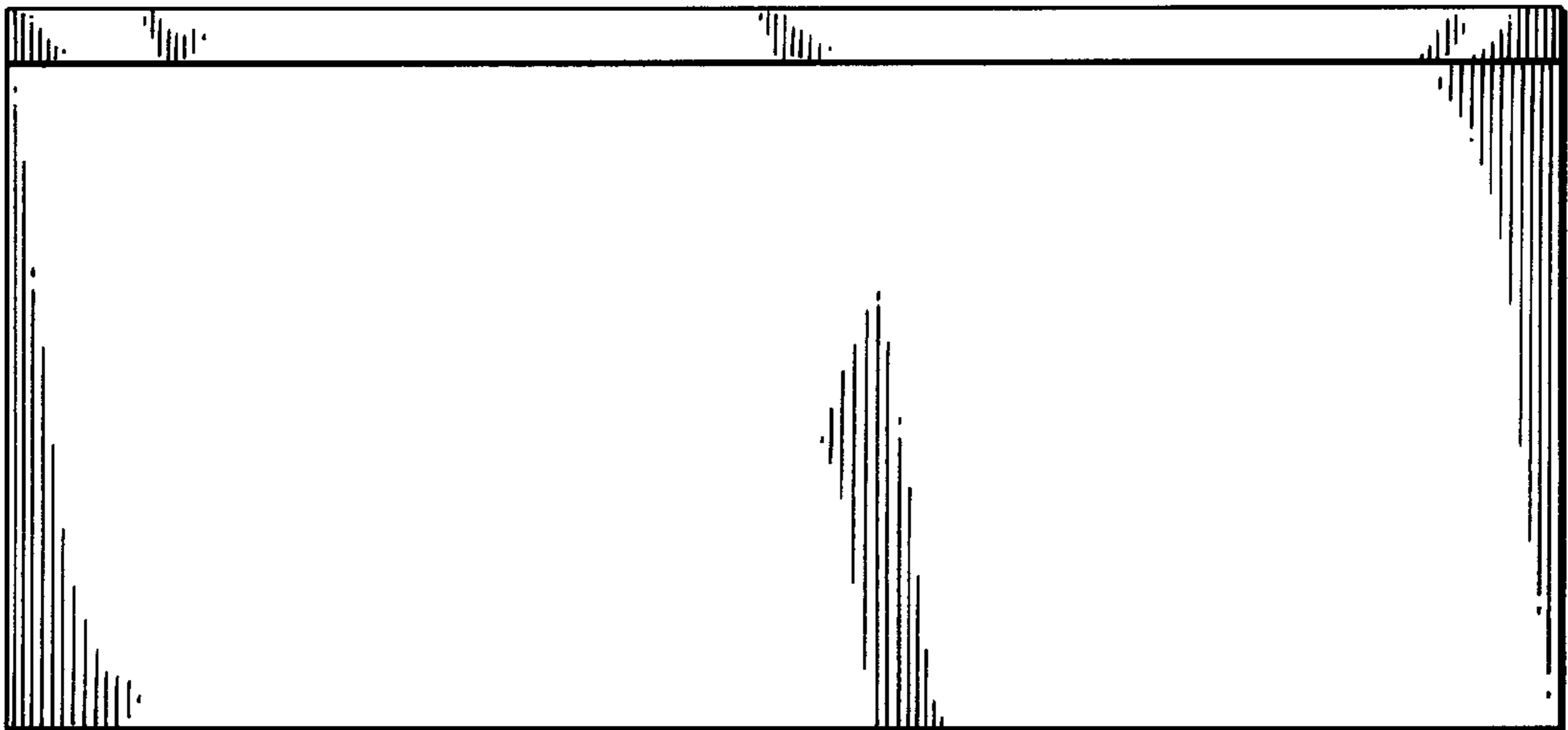


FIG. 6

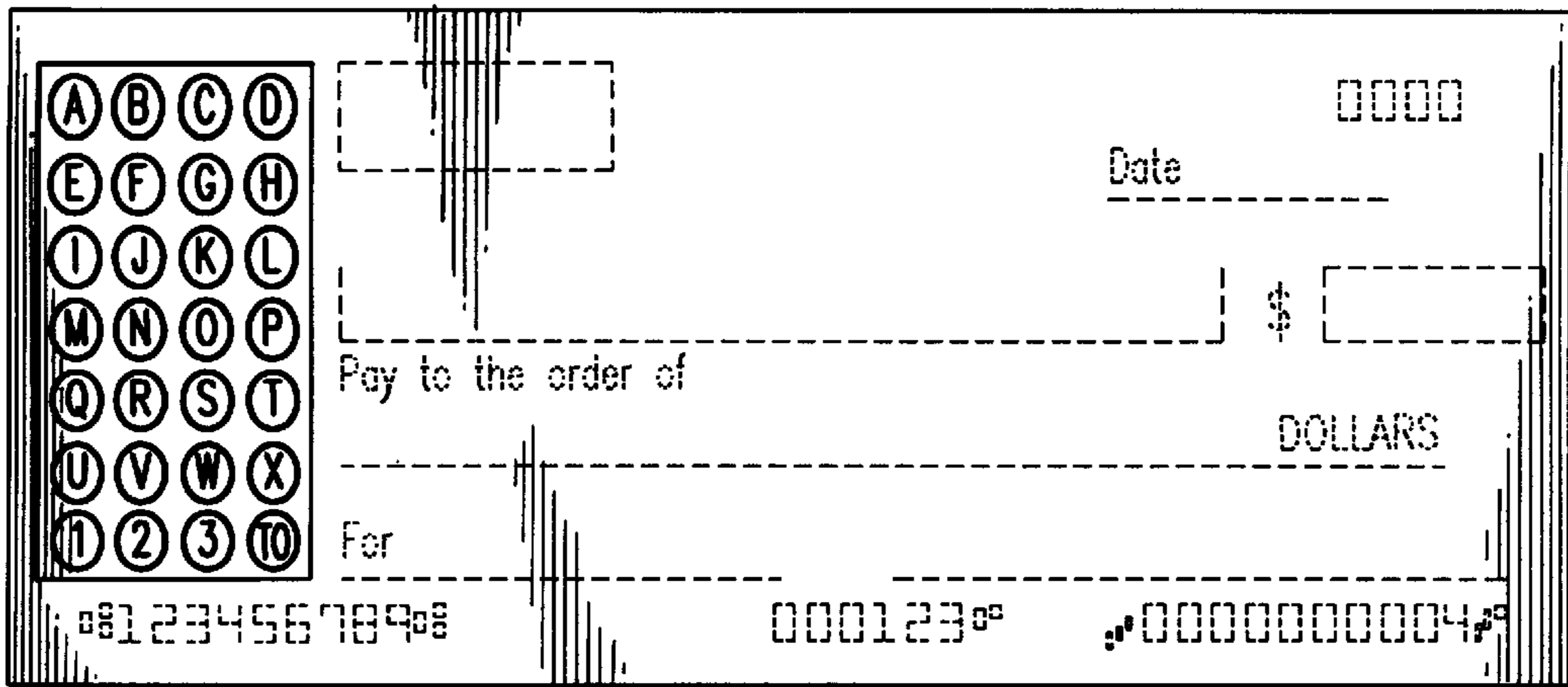


FIG.7



FIG.8



FIG.9