



US00D417884S

# United States Patent [19]

[11] Patent Number: Des. 417,884

Katsumata

[45] Date of Patent: \*\* Dec. 21, 1999

[54] ELECTRONIC KEYBOARD MUSICAL INSTRUMENT

D. 345,574 3/1994 Mizushima ..... D17/1  
D. 382,005 8/1997 Kawada ..... D17/5  
D. 401,611 11/1998 Sato ..... D17/1

[75] Inventor: Yoshihiro Katsumata, Shizuoka-ken, Japan

### FOREIGN PATENT DOCUMENTS

3-203788 9/1991 Japan ..... 84/644

[73] Assignee: Yamaha Corporation, Japan

Primary Examiner—Adir Aronovich  
Attorney, Agent, or Firm—Ostrolenk, Faber, Gerb & Soffen, LLP

[\*\*] Term: 14 Years

[21] Appl. No.: 29/099,437

### [57] CLAIM

[22] Filed: Jan. 21, 1999

The ornamental design for an electronic keyboard musical instrument, as shown.

### [30] Foreign Application Priority Data

Jul. 21, 1998 [JP] Japan ..... 10-20676

### DESCRIPTION

[51] LOC (6) Cl. .... 17-01

FIG. 1 is a front view of an electronic keyboard musical instrument showing my new design;  
FIG. 2 is a top view thereof;  
FIG. 3 is a rear view thereof;  
FIG. 4 is a bottom view thereof;  
FIG. 5 is a left side view thereof; and,  
FIG. 6 is a right side view thereof.

[52] U.S. Cl. .... D17/1; D17/5


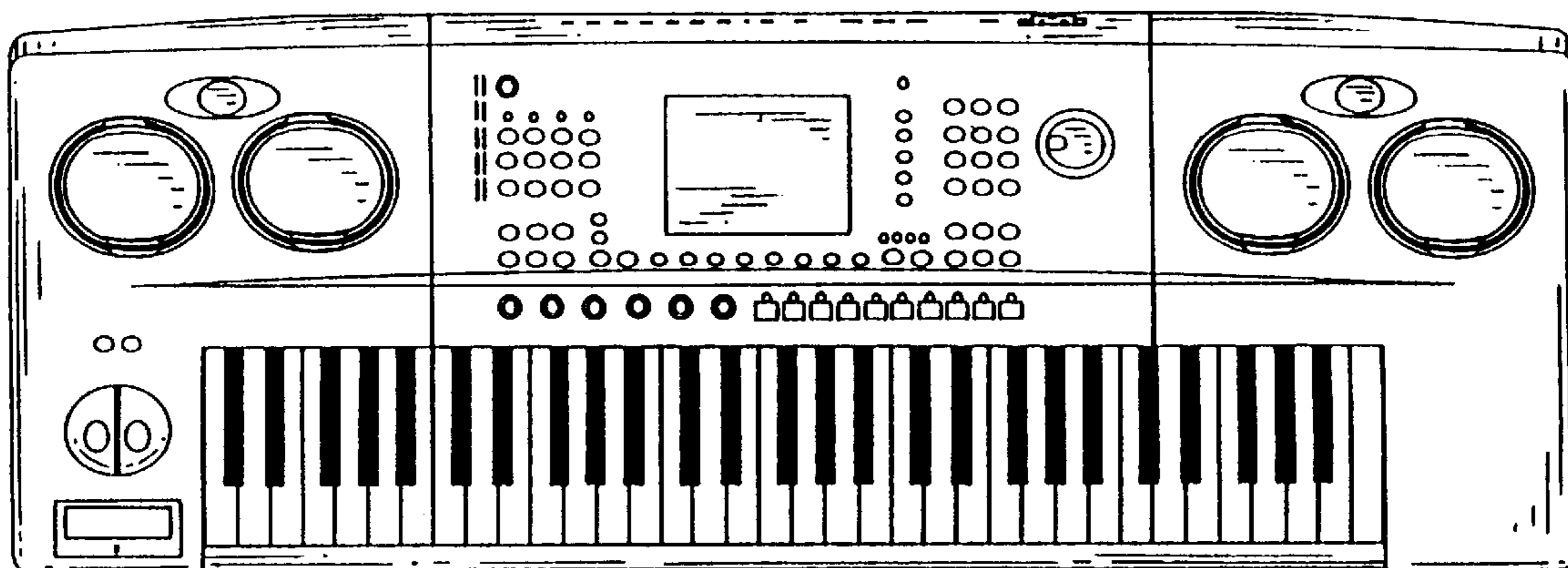
[58] Field of Search ..... D17/1, 2, 5, 6, D17/7; D21/405; 84/174-177, 423, 428, 644, 670, 719, DIG. 7

### [56] References Cited

#### U.S. PATENT DOCUMENTS

D. 325,213 4/1992 Mizushima ..... D17/1

1 Claim, 2 Drawing Sheets



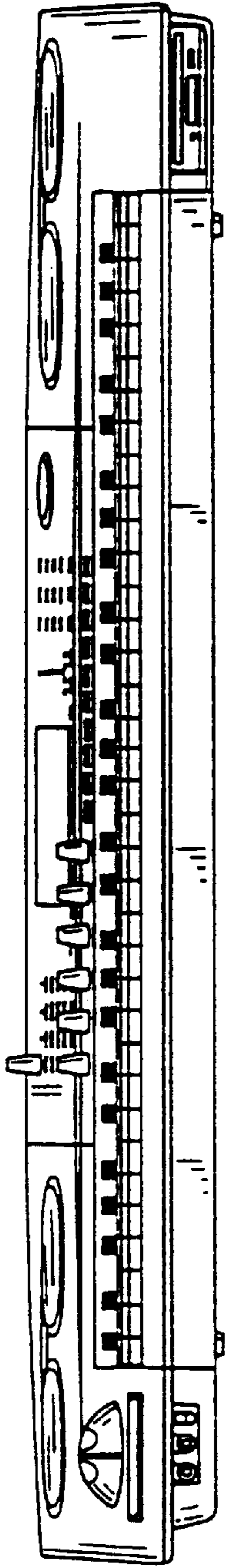


FIG. 1

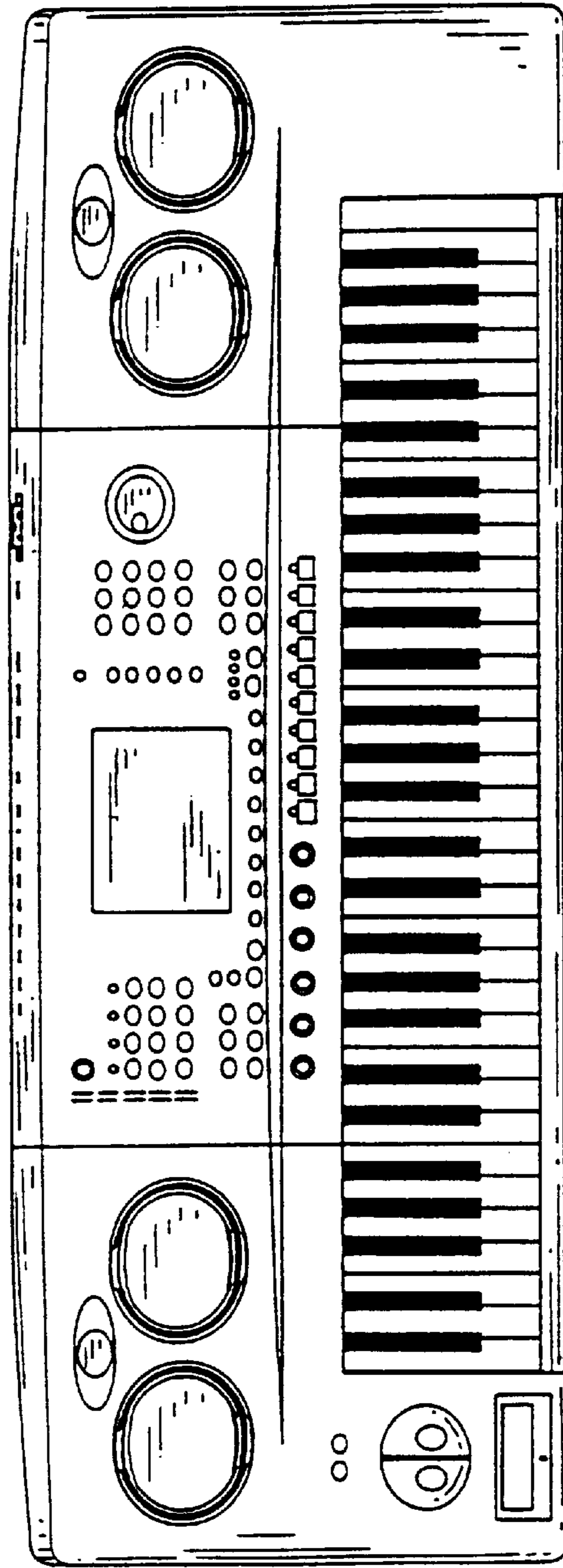


FIG. 2

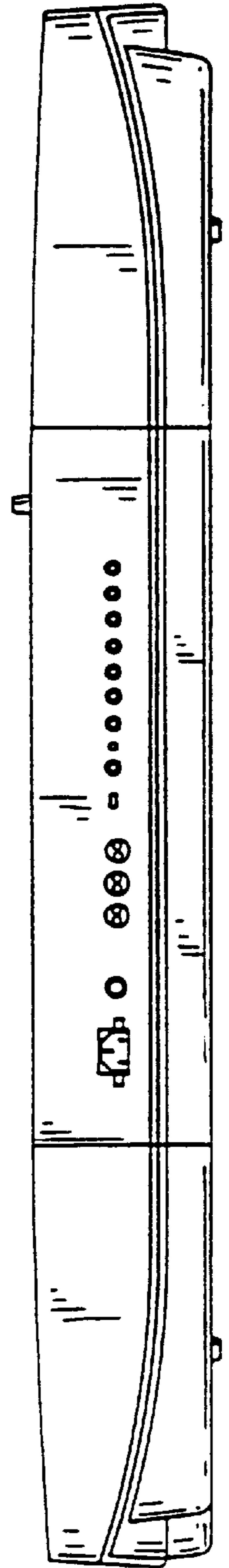


FIG. 3




FIG. 4

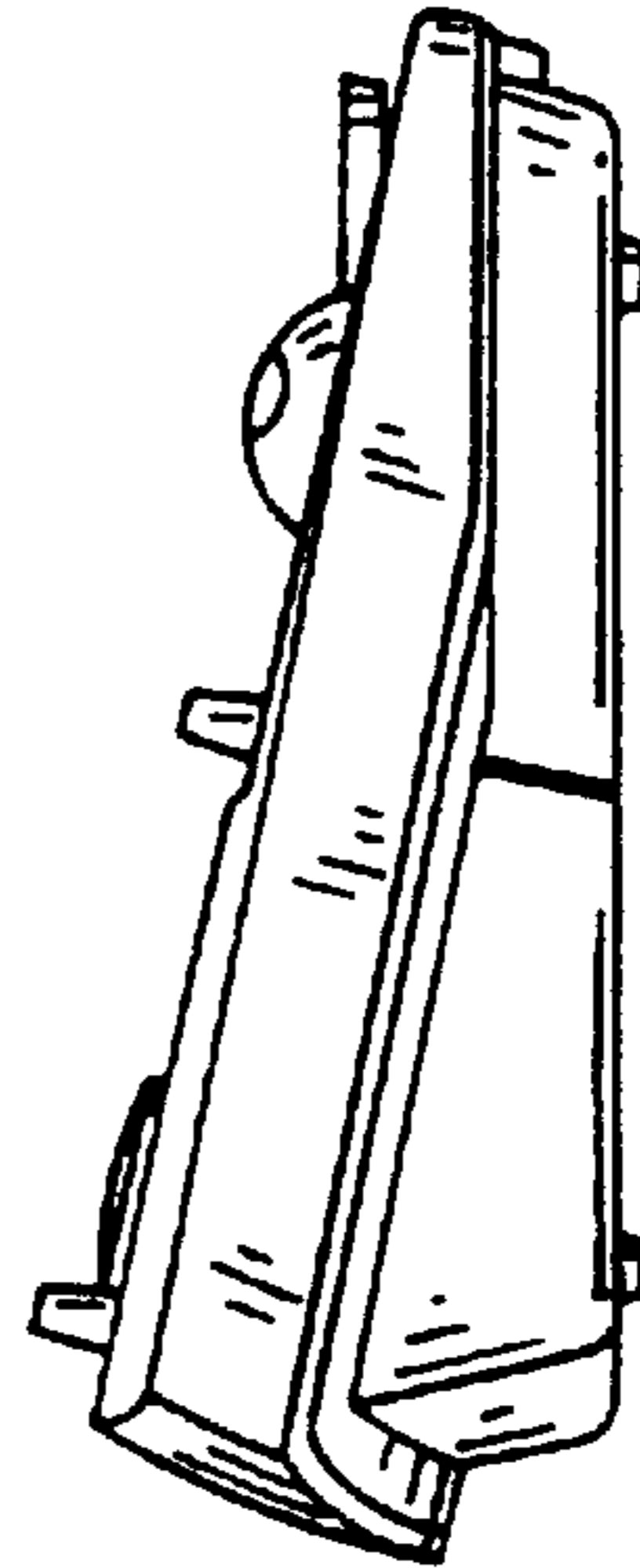


FIG. 5




FIG. 6